

CHAPTER

35

OXYGEN



767
ILLUSTRATED TOOL AND EQUIPMENT MANUAL

CHAPTER 35
OXYGEN

Subject/Page	Date	Subject/Page	Date	Subject/Page	Date
EFFECTIVE PAGES					
1	Oct 10/2008				
2	BLANK				
35-CONTENTS					
1	Oct 10/2006				
2	BLANK				
35-00-01					
1	Oct 10/2006				
2	Apr 10/2006				
35-00-02					
1	Oct 10/2006				
2	Oct 10/2006				
35-20-01					
1	Oct 10/2007				
2	Oct 10/2006				
35-20-02					
1	Oct 10/2006				
2	Oct 10/2006				

A = Added, R = Revised, O = Overflow, D = Deleted

35-EFFECTIVE PAGES

Page 1
Oct 10/2008

D634T501



767
ILLUSTRATED TOOL AND EQUIPMENT MANUAL

TABLE OF CONTENTS

<u>Subject</u>	<u>Title</u>	<u>Part No.</u>
35-	OXYGEN	
35-00-01	RETRACTION EQUIPMENT - FIRING PIN, OXYGEN SYSTEM	A35001-10
35-00-02	RETRACTION EQUIPMENT - FIRING PIN, OXYGEN SYSTEM	C35003-1
35-20-01	DOOR RETAINER - PASSENGER SUPPORT UNIT (PSU) OXYGEN	A35002-10, -7
35-20-02	RESTRAINING EQUIPMENT - PASSENGER SERVICE UNIT (PCU) OXYGEN DOORS	G35003-1

35-CONTENTS



767

ILLUSTRATED TOOL AND EQUIPMENT MANUAL

PART NUMBER: A35001-10

NAME: RETRACTION EQUIPMENT - FIRING PIN, OXYGEN SYSTEM

AIRPLANE MAINTENANCE: YES

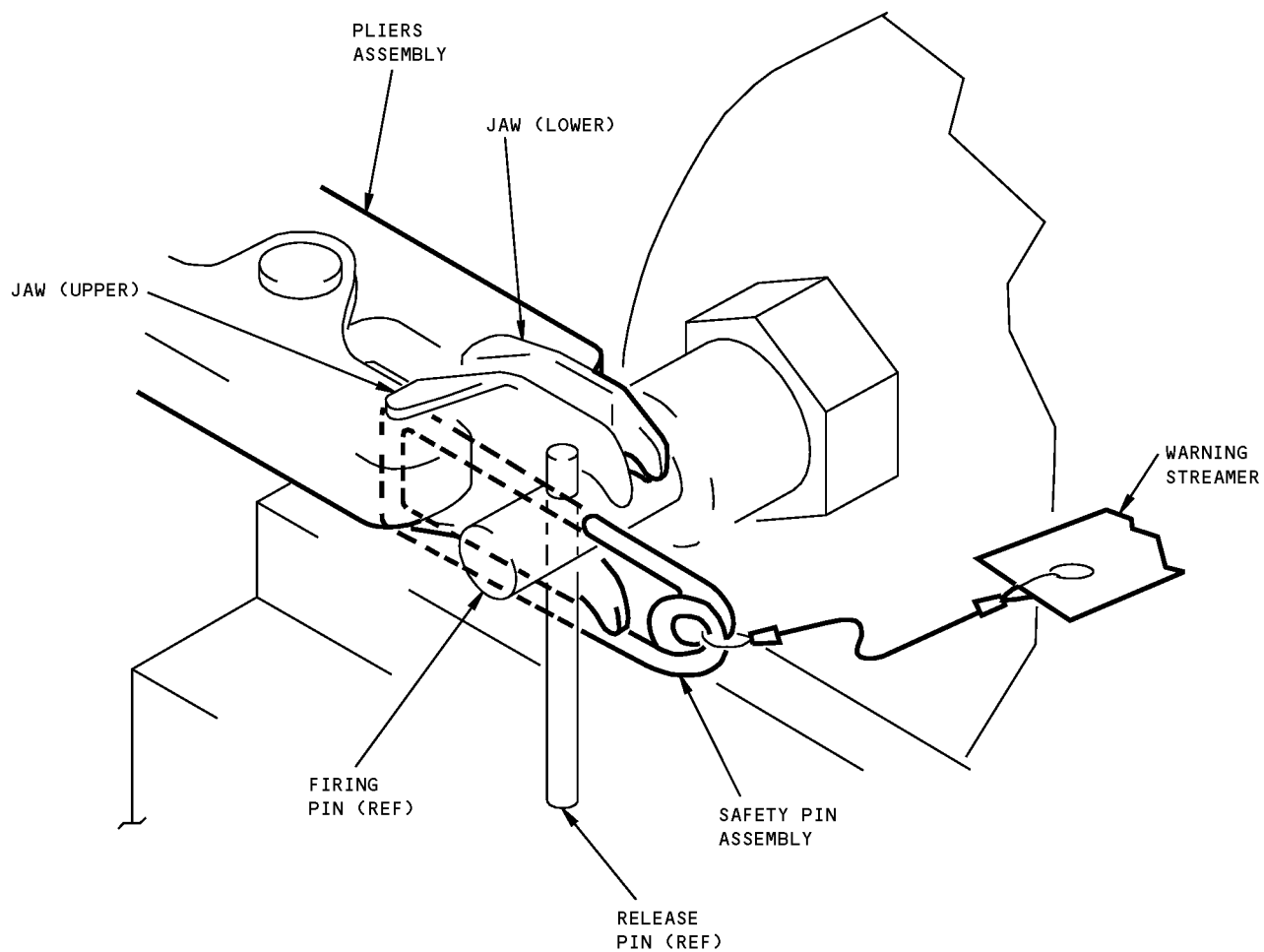
COMPONENT MAINTENANCE: NO

USAGE & DESCRIPTION: The A35001-10 retraction equipment is used on 767 airplanes equipped with chemical oxygen generators. A35001-1 is not for use on oxygen generators manufactured by Draeger Aerospace, which uses Draeger's own unique equipment. A35001 is used during maintenance operations to disarm or arm the oxygen system generator during removal or installation. Refer to AMM 35-21-04, AMM 35-21-10, AMM 35-21-11, AMM 35-21-12, AMM 35-21-13, AMM 35-21-14 and AMM 35-21-15. A35001-10 consists of an A35001-2 pliers assembly and twelve A35001-8 safety pins with warning streamers contained in a storage box.

WEIGHT: 2 lbs (0.9 kg)

DIMENSIONS: 3 x 10 x 10 inches (76 x 254 x 254 mm)

NOTE: A35001-10 supersedes A35001-1.
C35003 replaces A35001 for future procurement.



**Oxygen System Firing Pin Retraction Equipment
Figure 1**



767

ILLUSTRATED TOOL AND EQUIPMENT MANUAL

PART NUMBER: C35003-1

NAME: RETRACTION EQUIPMENT - FIRING PIN, OXYGEN SYSTEM

AIRPLANE MAINTENANCE: YES

COMPONENT MAINTENANCE: NO

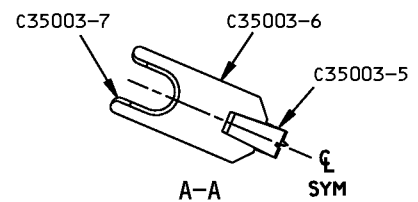
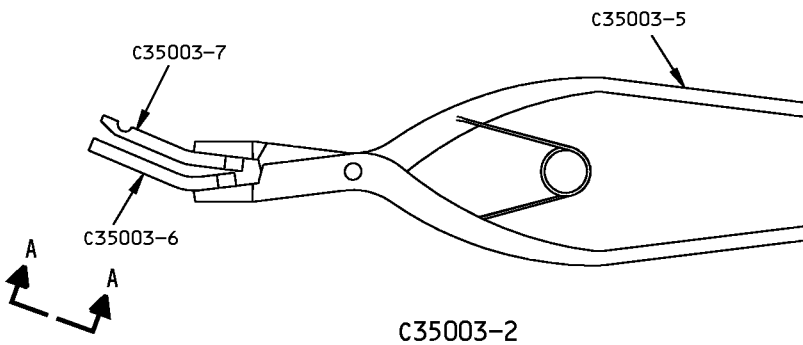
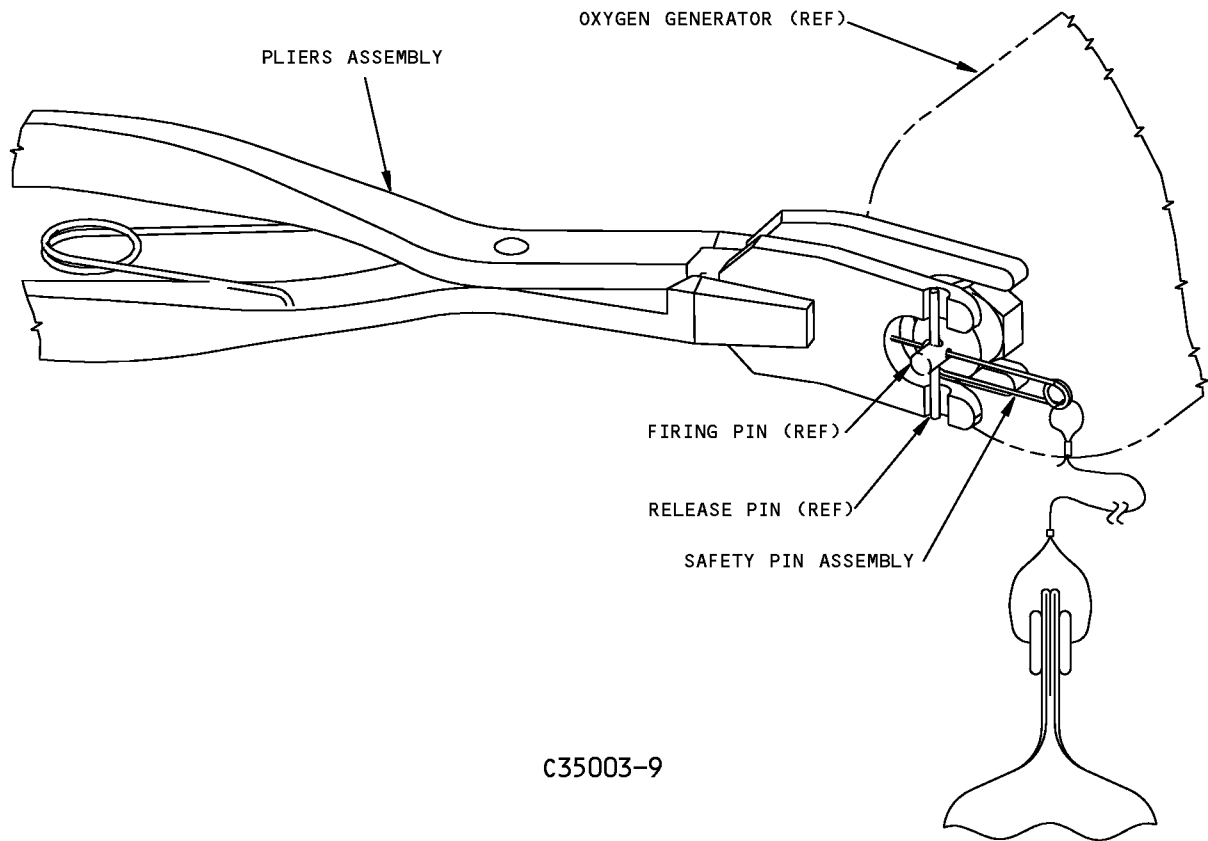
USAGE & DESCRIPTION: The C35003-1 retraction equipment is used on 767 airplanes equipped with B/E Aerospace and Avox Systems/Scott Aviation chemical oxygen generators. The C35003-1 is not used on oxygen generators manufactured by Draeger Aerospace, which uses Draeger's unique equipment. The C35003 is used during maintenance operations to disarm or arm the oxygen system generator during removal or installation. Refer to AMM 35-21-04, AMM 35-21-10, AMM 35-21-11, AMM 35-21-12, AMM 35-21-13, AMM 35-21-14, AMM 35-21-15 and current C35003 drawing for complete usage instructions. C35003-1 consists of a C35003-2 pliers assembly, twelve safety pin assemblies with warning streamers, and a storage box.

WEIGHT: 2 lbs (0.9 kg)

DIMENSIONS: 3 x 10 x 10 inches (76 x 254 x 254 mm)

NOTE: A35001-10 supersedes A35001-1.
C35003 replaces A35001 for future procurement.

767
ILLUSTRATED TOOL AND EQUIPMENT MANUAL



Retraction Equipment - Firing Pin, Oxygen System
Figure 1



767

ILLUSTRATED TOOL AND EQUIPMENT MANUAL

PART NUMBER: A35002-7, -10

NAME: DOOR RETAINER - PASSENGER SUPPORT UNIT (PSU) OXYGEN

AIRPLANE MAINTENANCE: YES

COMPONENT MAINTENANCE: NO

USAGE & DESCRIPTION: The A35002-7 or -10 door retainer is used on all passenger 767 airplanes equipped with the 417T3051 oxygen/light panel assembly inboard PSU. A35002 is used to hold PSU oxygen doors in a closed position during testing of PSU oxygen door actuator system. This prevents the oxygen equipment from descending and eliminates repacking the oxygen equipment. Refer to AMM 35-21-00 and current A35002 drawing for additional usage instructions. A35002-7 and -10 consists of:

A35002-7		
QUANTITY	NOMENCLATURE	PART NUMBER
1	RETAINER ASSEMBLY	A35002-2
1	STORAGE BOX	

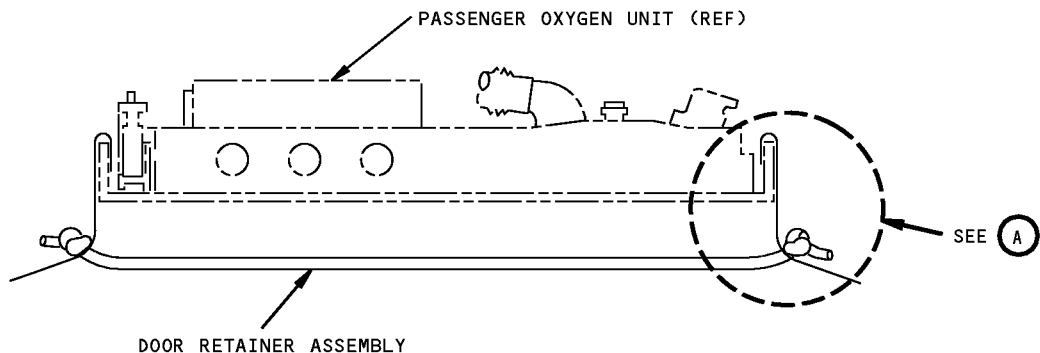
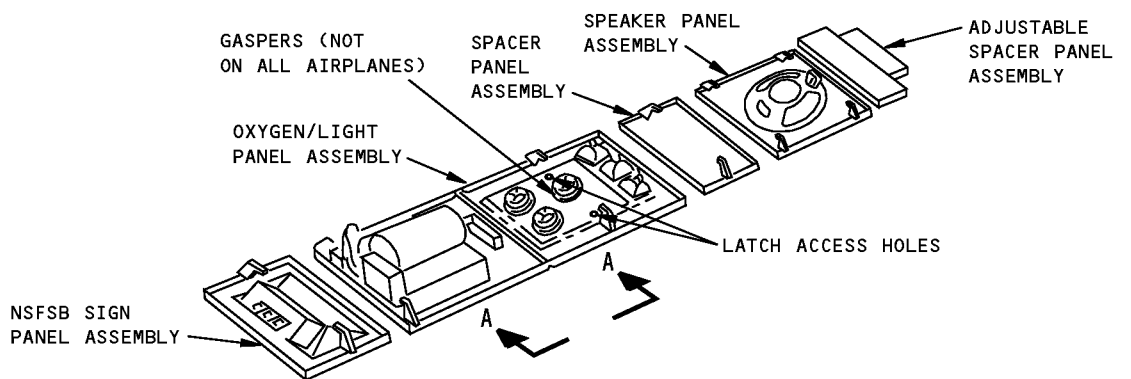
A35002-10		
QUANTITY	NOMENCLATURE	PART NUMBER
200	RETAINER ASSEMBLIES	A35002-11
1	STORAGE BOX	

WEIGHT: A35002-7 - 1 lb (0.5 kg)
A35002-10 - 5 lb (2.3 kg)

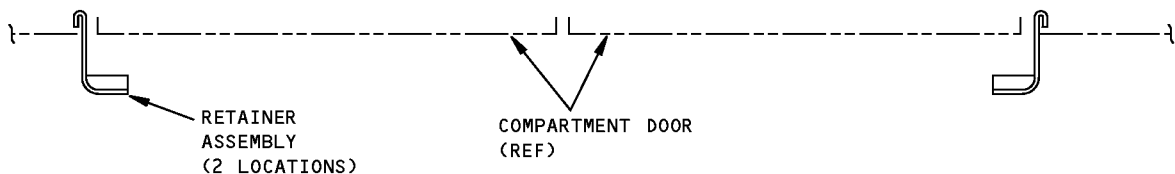
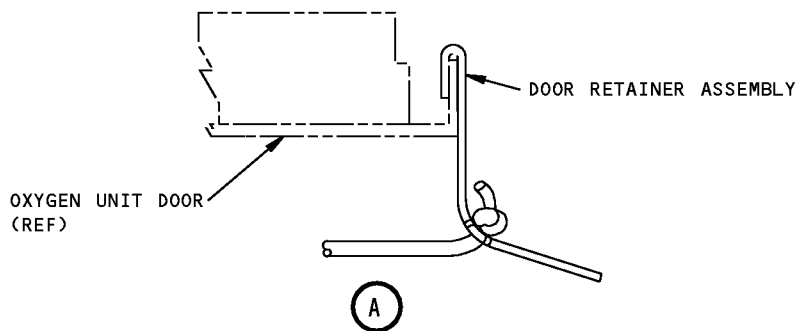
DIMENSIONS: A35002-7 - 1 x 2 x 4 inches (25 x 51 x 102 mm)
A35002-10 - 6 x 12 x 12 inches (152 x 305 x 305 mm)

NOTE: A35002-10 replaces A35002-7 for future procurement.
A35002-7 supersedes A35002-1.

ILLUSTRATED TOOL AND EQUIPMENT MANUAL



A35002-7
A-A



A35002-10

**Passenger Support Unit Oxygen Door Retainer
Figure 1**



767

ILLUSTRATED TOOL AND EQUIPMENT MANUAL

PART NUMBER: G35003-1

NAME: RESTRAINING EQUIPMENT - PASSENGER SERVICE UNIT (PCU) OXYGEN DOORS

AIRPLANE MAINTENANCE: YES

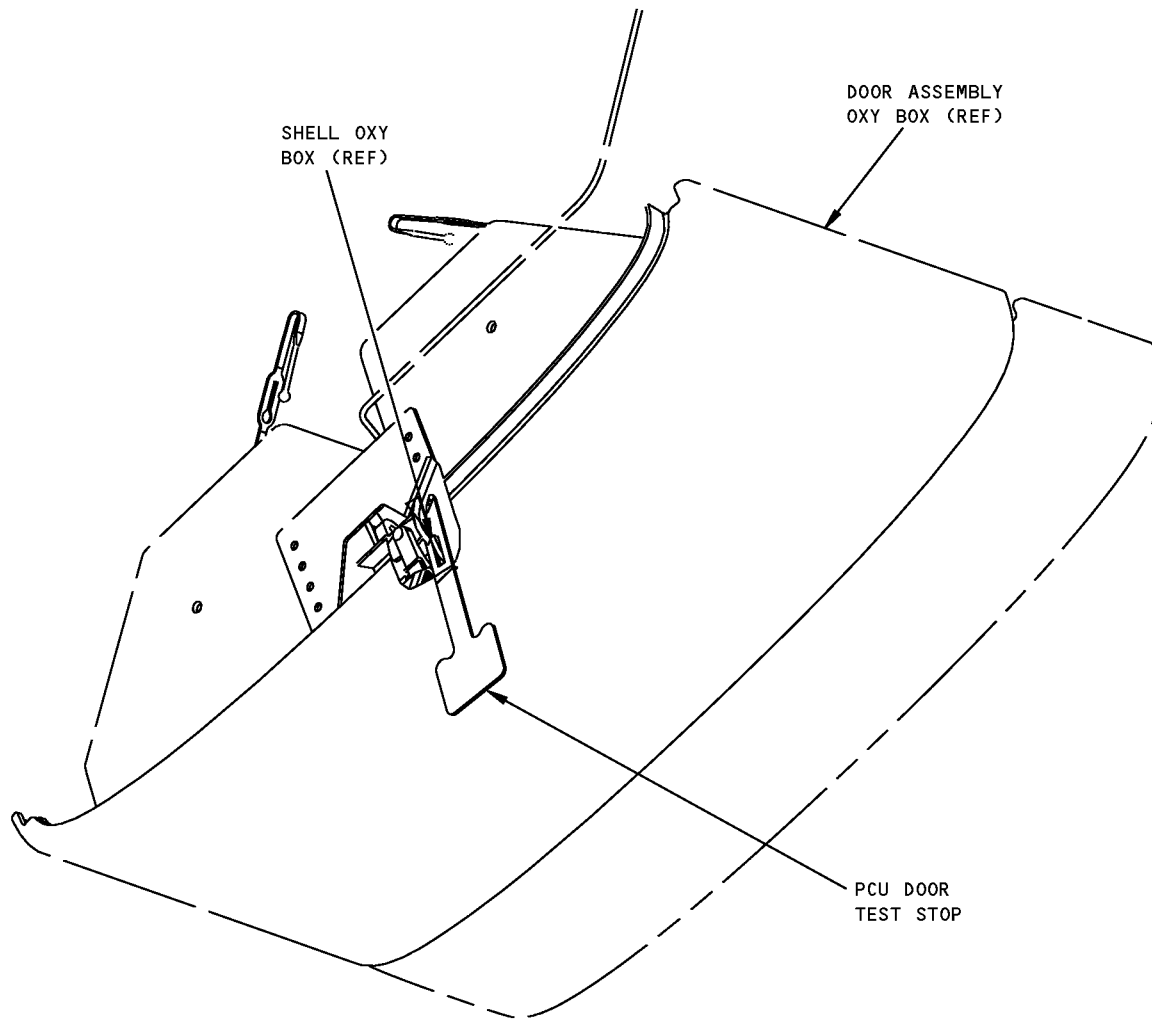
COMPONENT MAINTENANCE: NO

USAGE & DESCRIPTION: The G35003-1 restraining equipment is used on 767-400 airplanes. The tool is used to restrain the oxygen box door of the passenger service unit (PCU) and prevent the oxygen masks from dropping out during testing. Refer to AMM 35-21-00 and current G35003 drawing for further usage information. The G35003 restraining equipment includes a quantity of two hundred 418W1017-20 PCU door test stops and a storage box.

WEIGHT: 1 lb (.45 kg)

DIMENSIONS: 1.2 x 3.7 x 8.0 inches (30 x 94 x 203 mm)

767
ILLUSTRATED TOOL AND EQUIPMENT MANUAL



Restraining Equipment - Passenger Service Unit (PSU) Oxygen Doors
Figure 1