

CHAPTER

56

WINDOWS



767
ILLUSTRATED TOOL AND EQUIPMENT MANUAL

CHAPTER 56
WINDOWS

Subject/Page	Date	Subject/Page	Date	Subject/Page	Date
EFFECTIVE PAGES					
1	Oct 10/2008				
2	BLANK				
56-CONTENTS					
1	Apr 10/2006				
2	BLANK				
56-00-01					
1	Apr 10/2006				
2	Apr 10/2006				
56-10-01					
1	Apr 10/2006				
2	Apr 10/2006				
3	Apr 10/2006				
4	Apr 10/2006				

A = Added, R = Revised, O = Overflow, D = Deleted

56-EFFECTIVE PAGES

Page 1
Oct 10/2008

D634T501



767
ILLUSTRATED TOOL AND EQUIPMENT MANUAL

TABLE OF CONTENTS

<u>Subject</u>	<u>Title</u>	<u>Part No.</u>
56-	WINDOWS	
56-00-01	SLING SET - NUMBER 1 AND 3 COCKPIT WINDOW	A56001-15
56-10-01	REPAIR SET - NUMBER 2 WINDOW	A56004-60

56-CONTENTS

ILLUSTRATED TOOL AND EQUIPMENT MANUAL

PART NUMBER: A56001-15

NAME: SLING SET - NUMBER 1 AND 3 COCKPIT WINDOW

AIRPLANE MAINTENANCE: YES

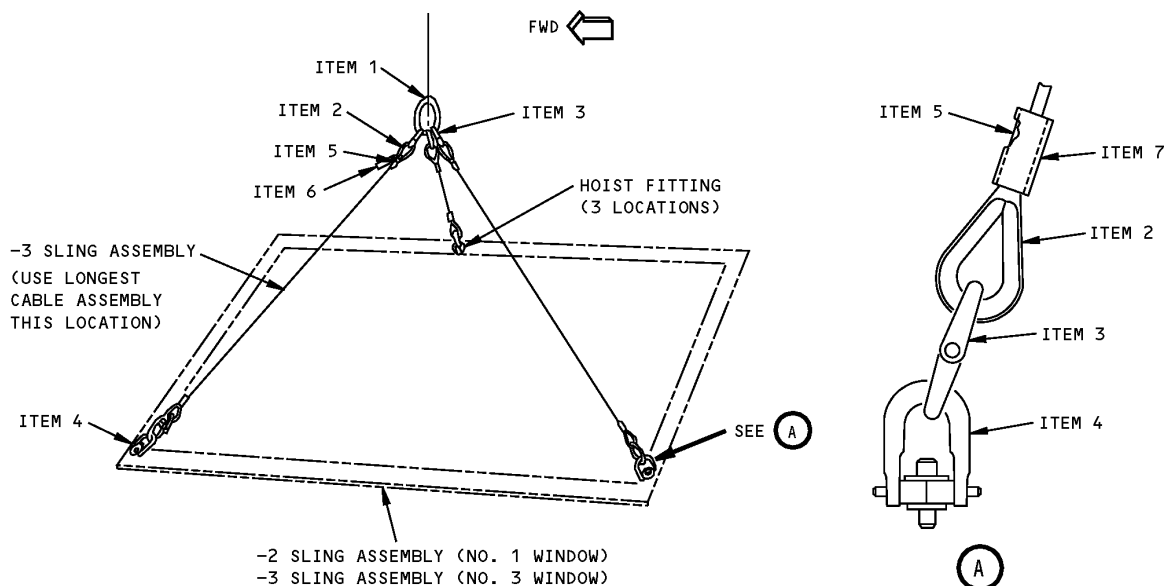
COMPONENT MAINTENANCE: NO

USAGE & DESCRIPTION: The A56001-15 sling set is used on all 767 airplanes. A56001 is used for cockpit window removal and installation. Refer to AMM 56-11-01 and AMM 56-11-10 for complete usage instructions. A56001-15 consists of an A56001-2 sling assembly and an A56001-3 sling assembly, both contained in a storage box.

WEIGHT: 32 lbs (15 kg)

DIMENSIONS: 8 x 10 x 24 inches (203 x 254 x 610 mm)

NOTE: A56001-15 supersedes A56001-1.



**Number 1 and 3 Cockpit Window Sling Set
Figure 1**

REPAIRABLE/REPLACEABLE PARTS			
ITEM NO.	PART NO.	NOMENCLATURE	VENDOR CODE
1	G-341-5/8	WELDLESS SLING LINK	V75535



767
ILLUSTRATED TOOL AND EQUIPMENT MANUAL

REPAIRABLE/REPLACEABLE PARTS			
ITEM NO.	PART NO.	NOMENCLATURE	VENDOR CODE
2	G-414-1/4	THIMBLE	V75535
3	A337-3/8, A337-1/4	CONNECTING LINK	V75535
4	ADB23052	SAFETY HOIST RING	V02064
5	28-10-F6	SLEEVE	V76691
6	F70308-15	PROOF LOAD TAG	
7	F70308-16	CABLE IDENTIFICATION TAG	



767

ILLUSTRATED TOOL AND EQUIPMENT MANUAL

PART NUMBER: A56004-60

NAME: REPAIR SET - NUMBER 2 WINDOW

AIRPLANE MAINTENANCE: NO

COMPONENT MAINTENANCE: YES

USAGE & DESCRIPTION: A56004-60 is used during component maintenance on the number two window on all 767 airplanes. The number two window opens to allow ventilation and communication during ground handling of the airplane. The number two window frame supports a laminated windowpane consisting of either a thick vinyl core sandwiched by sheets of stretched acrylic or three glass plies separated by interlayers. A56004 is used to hold the window laminate and frame during replacement and sealing of the laminate. Refer to CMM 56-11-12 for complete usage instructions. A56004-60 consists of:

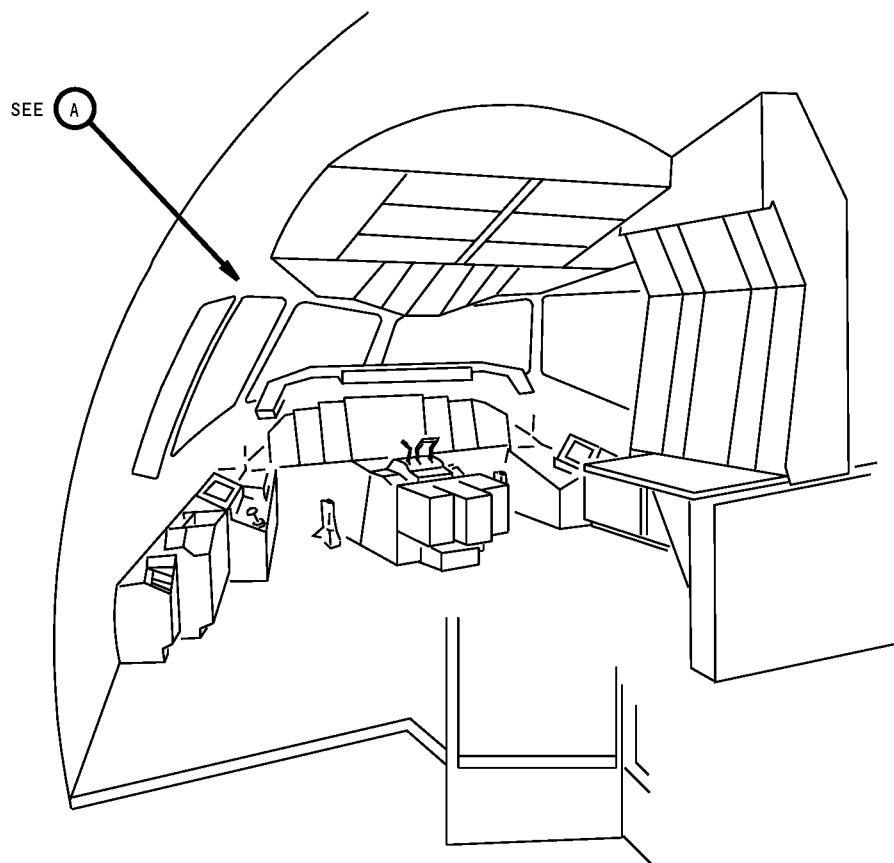
A56004-60		
QUANTITY	NOMENCLATURE	PART NUMBER
1	REPAIR FIXTURE	A56004-61
1	REPAIR FIXTURE (OPPOSITE A56004-61)	A56004-62
1	STORAGE BOX	

WEIGHT: 600 lbs (272 kg)

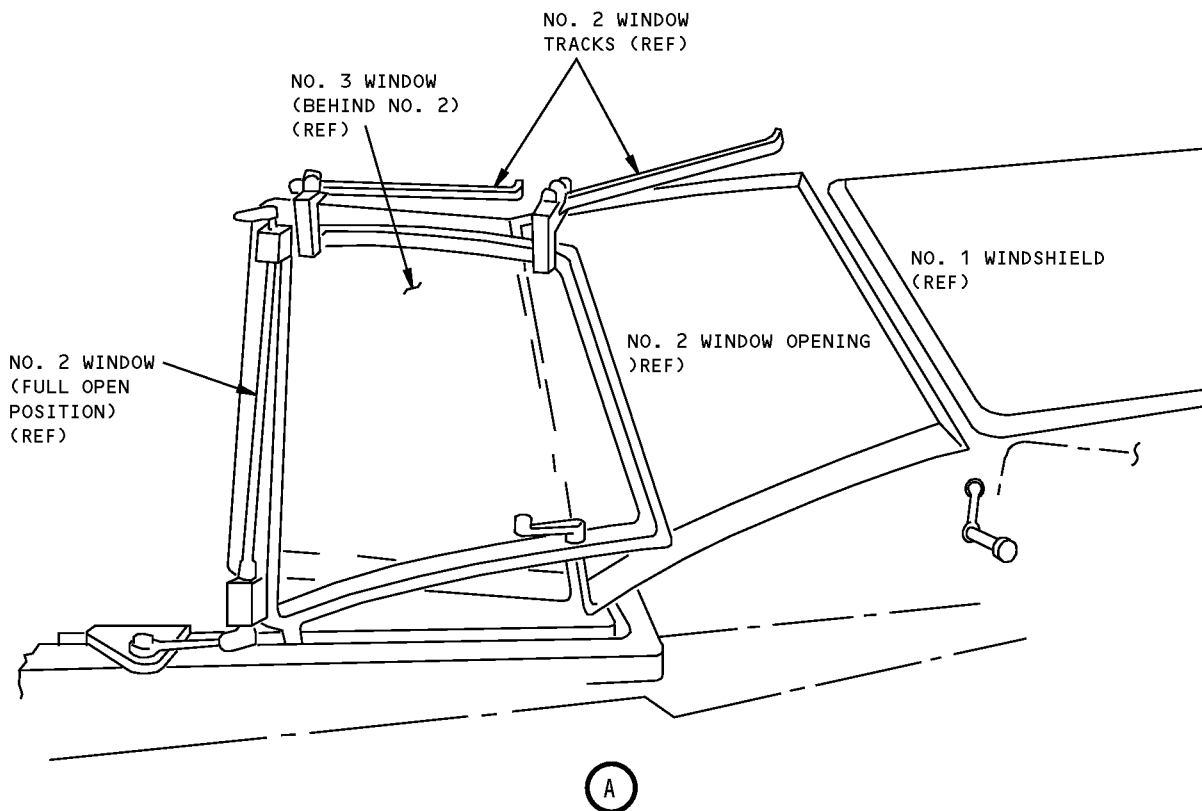
DIMENSIONS: 48 x 48 x 48 inches (1219 x 1219 x 1219 mm)

NOTE: A56004-60 supersedes A56004-50

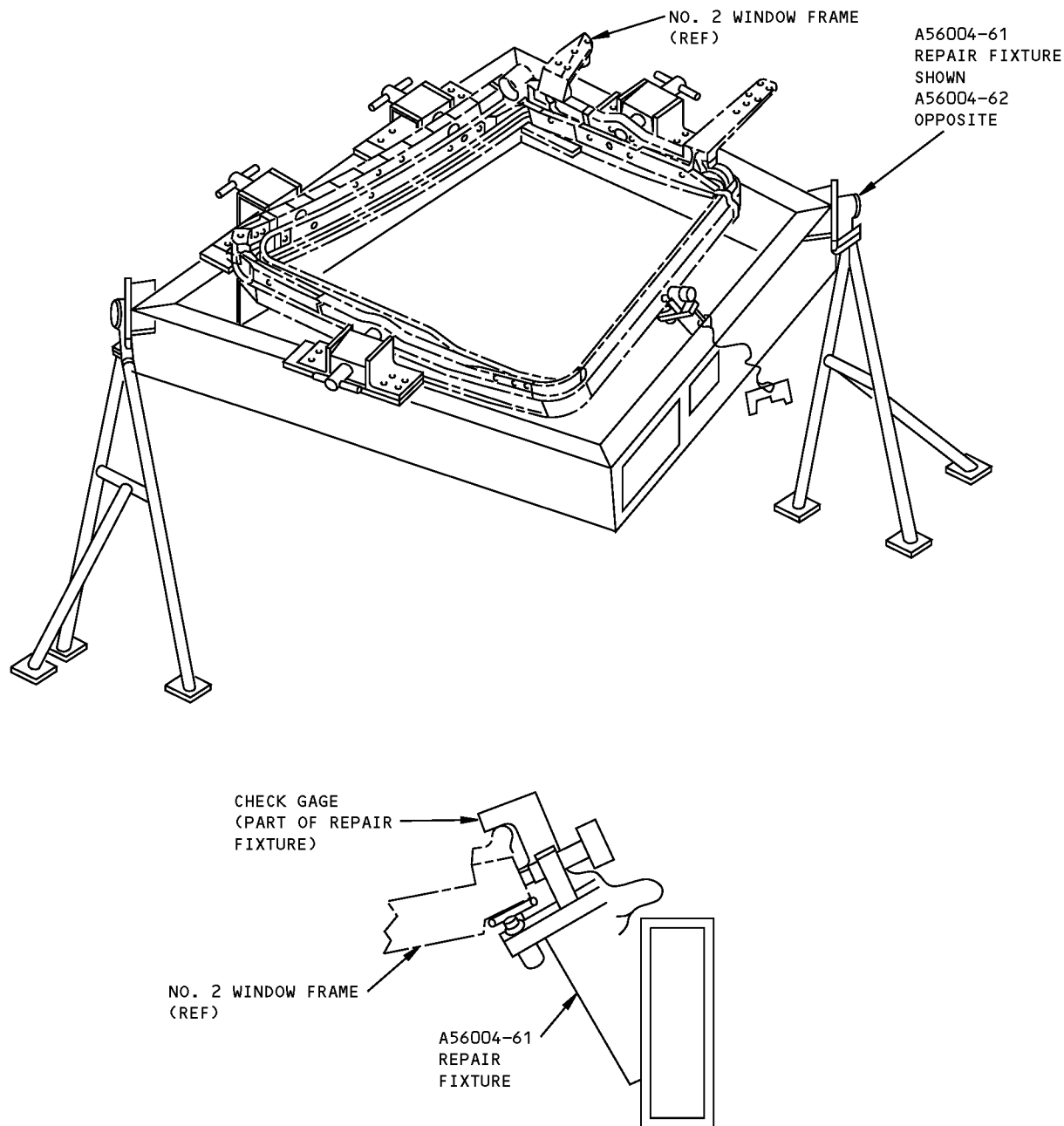
767
ILLUSTRATED TOOL AND EQUIPMENT MANUAL



Number 2 Window Repair Set
Figure 1 (Sheet 1 of 3)



**Number 2 Window Repair Set
Figure 1 (Sheet 2 of 3)**



Number 2 Window Repair Set
Figure 1 (Sheet 3 of 3)