









Device Registration (if Nikon Transfer does not start)

Registering your camera with Windows

Windows

If Nikon Transfer does not start, the camera may not have been registered successfully as a device with the system.

The following sections, divided according to camera type and operating system used, describe how to register and confirm the device. You will be returned to the *Nikon View 5 Reference Manual* after reading the instructions for your camera and operating system.

| Camera | Operating system |
|------------------------------------|--|
| COOLPIX series (excluding 990/880) |  <i>Windows Millennium Edition (Me)</i> |
| |  <i>Windows 98 Second Edition (SE)</i> |
| |  <i>Windows 2000 Professional</i> |
| |  <i>Windows XP Home Edition/Professional</i> |
| COOLPIX990 COOLPIX880 |  <i>Windows Millennium Edition (Me)</i> |
| |  <i>Windows 98 Second Edition (SE)</i> |
| |  <i>Windows 2000 Professional</i> |
| |  <i>Windows XP Home Edition/Professional</i> |