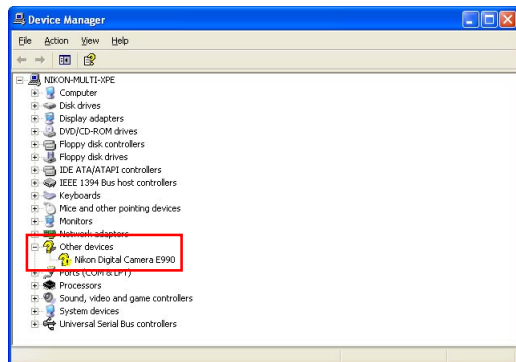


Reinstalling the device driver (COOLPIX990/880) - Windows XP Home Edition/Professional -

If **Nikon Digital Camera E990(E880)** is listed under **Other devices**, you need to reinstall the device driver.

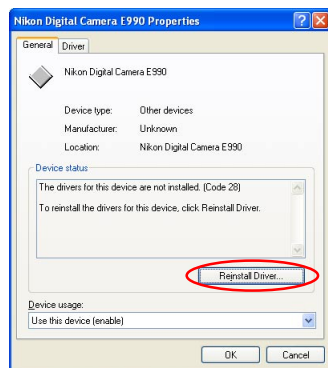
Step 1

Double-click the listing for the **Nikon Digital Camera E990** that appears under **Other devices**.



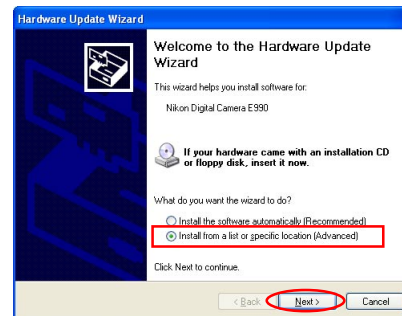
Step 2

The **Nikon Digital Camera E990 Properties** dialog box will be displayed. Open the **General** tab and click **Reinstall Driver**.



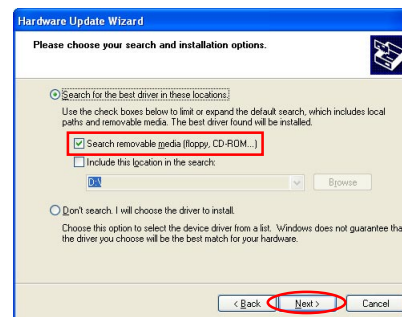
Step 3

The **Hardware Update Wizard** will be displayed. Click **Next**.



Step 4

The dialog box shown below will be displayed. Select the **Search removable media (floppy, CD-ROM...)** check box and click **Next**.



[Click here](#)  to proceed to the next step.

Step 5

The dialog box shown below will be displayed.



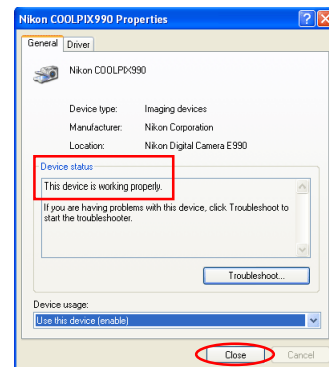
Step 6

A dialog box will be displayed indicating that the driver was successfully updated. Click **Finish** to close the dialog box.



Step 7

Click the **General** tab of the **Nikon COOLPIX990 Properties** dialog box, and confirm that **This device is working properly** appears under **Device status**. Click **Close**.



Click **OK** to close the **System Properties** dialog box.

Click [here](#)  to return to the *Nikon View 5 Reference Manual*.