



SECTION 5
EXPLODED VIEWS

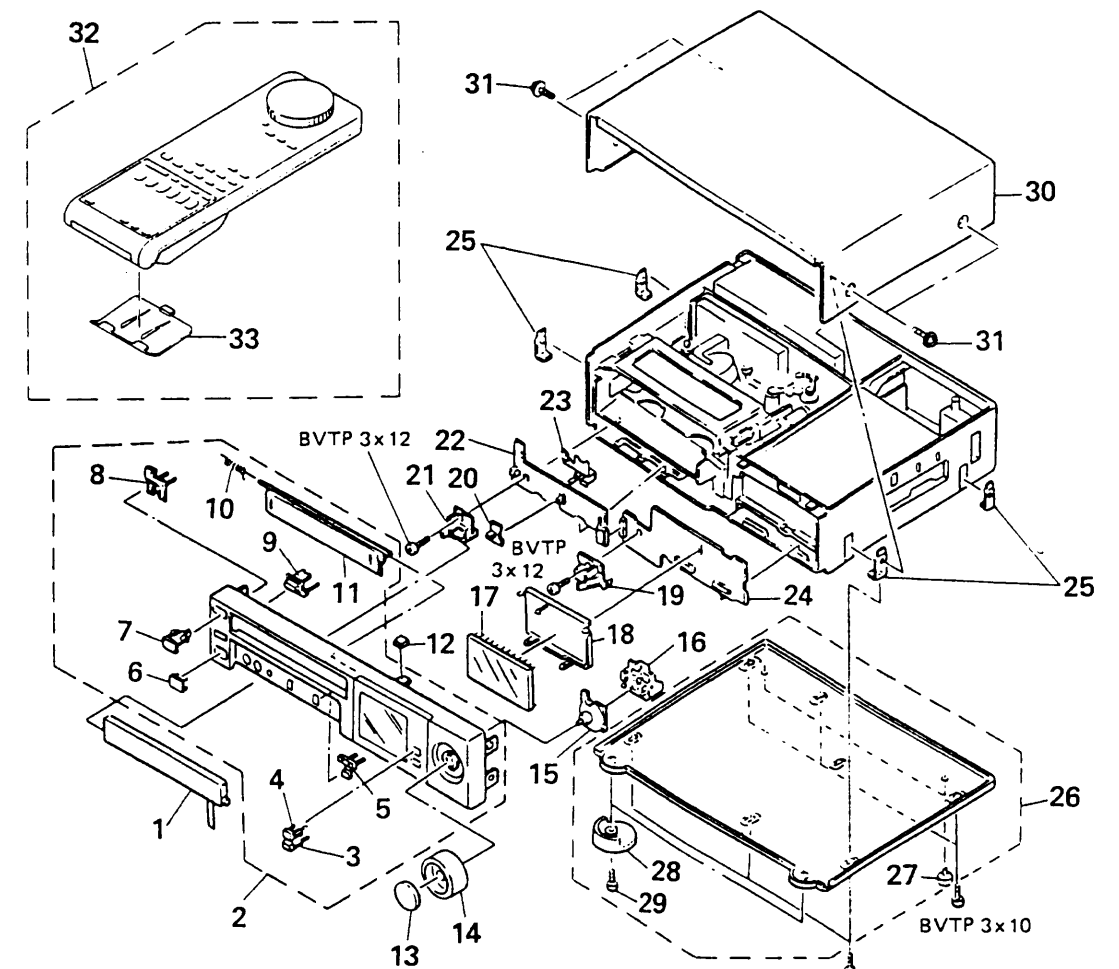
NOTE:

- The mechanical parts with no reference number in the exploded views are not supplied.
- The construction parts of an assembled part are indicated with a collation number in the remark column.
- Items marked "*" are not stocked since they are seldom required for routine service. Some delay should be anticipated when ordering these items.

- Due to standardization, parts with part number suffix -XX and -X may be different from the parts specified in the components used on the set.
- Color Indication of Appearance Parts
Example:
(RED) ... KNOB, BALANCE (WHITE)
↑ Cabinet's Color ↑ Parts Color

The components identified by mark  or dotted line with mark  are critical for safety. Replace only with part number specified.

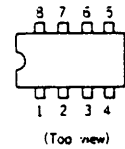
5-1. FRONT PANEL, CABINET ASSEMBLIES



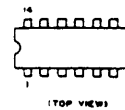
No.	Part No.	Description	Remark	No.	Part No.	Description	Remark
1	1-466-315-11	SWITCH BLOCK, CONTROL (SLV-373UB)		18	*3-744-220-01	HOLDER, FL	
	1-466-315-21	SWITCH BLOCK, CONTROL (SLV-373)		19	3-741-967-01	PLATE (RIGHT), FULCRUM, DOOR	
	1-466-315-31	SWITCH BLOCK, CONTROL (SLV-373VP)		20	3-744-217-01	KNOB, SELECTION (COMMAND MODE)	
2	X-3746-001-1	PANEL ASSY, FRONT (SLV-373VP)	3-11	21	3-741-966-01	PLATE (LEFT), FULCRUM, DOOR	
	X-3746-002-1	PANEL ASSY, FRONT (SLV-373/373UB)	3-11	22	*A-6754-047-A	MF-95 BOARD, COMPLETE (SLV-373UB)	
3	3-741-971-21	BUTTON, STOP (■)		22	*A-6754-052-A	MF-95 BOARD, COMPLETE (SLV-373VP)	
4	3-741-978-21	BUTTON, STOP (■ EJECT)			*A-6754-053-A	MF-95 BOARD, COMPLETE (SLV-373)	
5	3-746-010-01	BUTTON, VPS (SLV-373VP)		23	3-741-968-01	PLATE, GROUND, MF	
6	3-741-981-31	WINDOW, LAY CATCHER BLOCK		24	*A-6721-328-A	MF-97 BOARD, COMPLETE (SLV-373UB)	
7	3-741-973-01	BUTTON, POWER (ON/STANDBY)			*A-6721-330-A	MF-97 BOARD, COMPLETE (SLV-373VP)	
8	3-741-975-01	TIP, POWER BUTTON		24	*A-6721-331-A	MF-97 BOARD, COMPLETE (SLV-373)	
9	3-741-974-01	BUTTON, EJECT (■ EJECT)		25	*3-741-992-01	STOPPER, UPPER CASE	
10	3-741-977-01	SPRING (FL), TORSION		26	X-3733-346-2	PLATE ASSY, BOTTOM	27-29
11	3-746-028-01	DOOR (E), CASSETTE		27	3-670-155-11	LEG	
12	9-911-841-XX	CUSHION (B)		28	X-3733-345-1	INSULATOR ASSY	
13	3-741-951-21	BUTTON, PLAY (▷ PLAY)		29	3-721-343-01	SCREW, FIXED, M4X7	
14	3-741-952-01	RING, SHUTTLE		30	3-746-051-01	CASE, UPPER	
15	*1-635-173-11	MF-96 BOARD		31	3-710-901-11	SCREW (3X8), TAPPING	
16	*3-741-965-01	HOLDER, PC BOARD		32	1-465-514-11	REMOTE COMMANDER ASSY (RMT-V373)	33
17	1-519-580-11	INDICATOR TUBE, FLUORESCENT		33	3-746-029-01	COVER, BATTERY	

4-3. SEMICONDUCTOR LEAD LAYOUTS

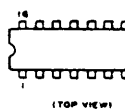
BA4560
CXL5003P
LM393N
MSM6989RS
ST93C46AB1



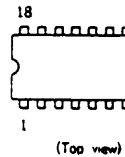
BA10324
LM324N
MC14066BCP
SDA5642



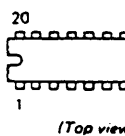
TC4052BPHB



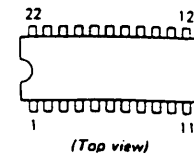
AN3814K



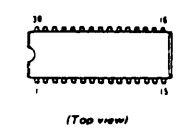
M52435P




AN3592K



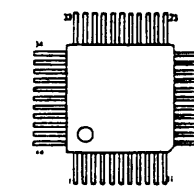
HA118016NT
HA118019NT
LC6543H-4374



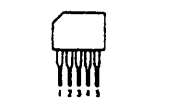
AN3231K



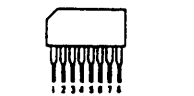
UPD75004GB-VSX182



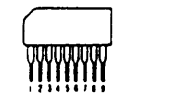
LA7213



CX20061



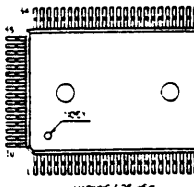
LVA519S



BA7007



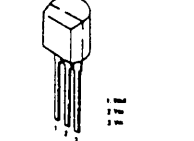
CXP50116-VSX350



LA7297



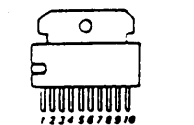
PST529C
PST529H



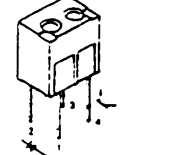
M50554-182SP



BA6238A



PS6002



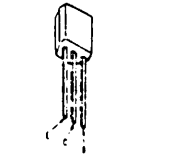
2SK105A-10



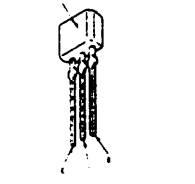
2SA922S-QR



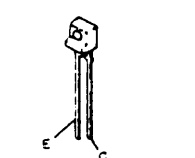
DTA114ES
DTA124ES
DTA144ES
DTC114ES
DTC144ES
2SC1740S-QR
2SD1292



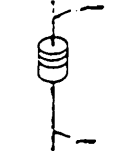
DTA143XS



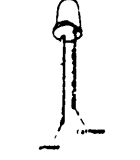
PT483F1



RD5.1ES-B2
RD6.8ES-B2
RD8.2ES-B2
RD13ES-B2
RD33ES-B2
1SR139-100
1SS119



SLR-34MC3



GL451V

