

WIN!
every Epic title forever!

THE WORLD'S BIGGEST-SELLING AMIGA MAGAZINE

AMIGA FORMAT



£5.99

■ JANUARY 1998 ■ ISSUE 106

Hfl 28.95 ■ US \$15.50

Look to the Future!

**Revealed – all the
news for 1998
from the world's
biggest and best
Amiga show!**

**COVERDISC
AFCD22**

EXCLUSIVE!

Play in a winter wonderland in our
exclusive, fabulous Foundation demo.

Amiga E 3.3a

Get to grips with the Amiga's funkiest
programming language.

VisualPrefs

Your Workbench has never looked better.
VisualPrefs lets you customise everything!

MasterISO v2 demo

Got a CD-R drive? You need this!

Build it!

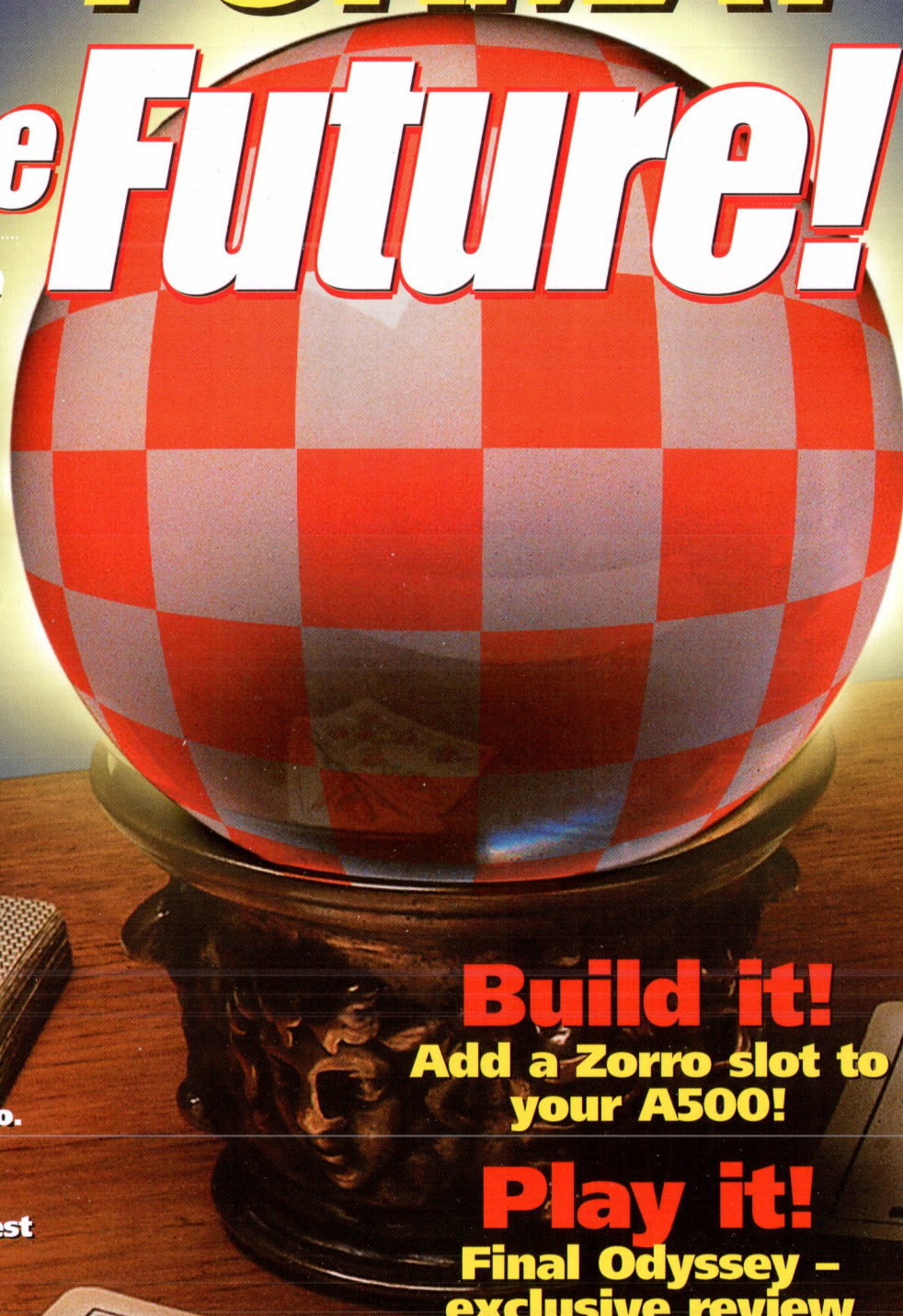
Add a Zorro slot to
your A500!

Play it!

Final Odyssey –
exclusive review

Hear it!

New soundcard for
Picasso IV reviewed



Weird Science

NEW ADDRESS Q HOUSE, TROON WAY BUSINESS PARK,
HUMBERSTONE LANE, LEICESTER. LE4 9HA


Phone 0116 246 3800

Fax 0116 246 3801

Email sales@weirdscience.co.uk


WWW www.weirdscience.co.uk

NEW AMINET BOX SET PRICES.




£27.99 £27.99 £15.99 £15.99 £15.99

AMINET CDs



ALL ONLY £10.99 EACH

SUBSCRIBE TO THE AMINET CD'S AND RECIEVE EACH AMINET FOR JUST £8.99. AS EACH NEW CD IS RELEASED WE WILL CHARGE YOUR CARD AND DISPATCH YOUR NEW CD ON THE DAY OF UK RELEASE. (SUBSCRIPTION BY CREDIT/DEBIT CARD ONLY)




Take a look at this Pre Release of p.OS and enjoy the advantages of modern operation, independance and simply forget compatibility of new operating systems - since p.OS/AMIGA runs parallel to the AMIGA-OS and still is independent and of good nature.

System Requirements:

Amiga Kickstart 2.0 (For Installation)

68020, 4Mb Free Fast RAM, Hard Drive, CD-ROM Drive



P.OS PRE-RELEASE

£19.95

p.OS PRE-RELEASE

MEETING PEARLS 4

£4.99




GIGA GRAPHICS

£9.99



GEEK GADGETS

£12.99



GEEK GADGETS 2

£12.99




AMIGA DEVELOPERS CD

£10.99




AMIGA REPAIR KIT

£34.99




MAGIC PUBLISHER

£29.99




MODS ANTHOLOGY

£22.99




ERIC SCHWARTZ CD

£19.95



SYSTEM BOOSTER

£9.99



EURO CD VOL. 2

£11.99

CALLERS WELCOME

NEW SHOWROOM NOW OPEN

SEE THE POWER PC CARD


UPON RELEASE

EACH £14.99 EACH £14.99 EACH £14.99 EACH £14.99 EACH £14.99 EACH

- Personal Suite CD
- Sounds Terrific 2
- Women of the Web
- Light Rom Gold
- Card Games CD
- 17 Bit LSD 3
- UPD Gold
- Imagine PD CD
- Multimedia Backdrops
- Sci-Fi Sensations 2
- Assassins CD Volume 2
- 1,078 Weird Textures
- 3,000 JPEG Textures
- Dem Rom
- Magic WB Enhancer
- NFA Utilities Experience
- NFA AGA Experience 2
- Scene Storm
- Oh Yes! More Worms
- Octamed 6 CD
- Clip Art CD
- 3D Objects
- Retro Gold

TRADE & RETAIL DISTRIBUTORS FOR GTI, SCHATZTRUNE, CLOANTO, GRAPHIC DETAIL, INTERACTIVE, EPIC, SADENESS, PD SOFT, HISOFT, VULCAN, GUILDHALL LEISURE, AND AMIGA INTERNATIONAL.





NETWORK PC


Access all of the PC Drives.
Read & Write to the PC.
Load files directly from the PC.
Up to 49k/sec for Amiga > PC.
Up to 29k/sec for PC > Amiga.
Easy Installation for Amiga & PC.
Requires WB2.04+ & Windows 95.

NEW COMPANION CD-ROM NOW INCLUDED

Network PC includes a 3m Cable, Installation disks for both computers, detailed manual and a companion CD-ROM. The CD contains utilities for the Amiga & PC and the Amiga Emulator for Windows 95 with games & demo files.

THE DEFINITIVE
AMIGA TO PC
LINKUP SYSTEM
JUST GOT BETTER

£17.99



Contents
1919 Adobe
767 Bitmap
228 Calamus
1105 CG Fonts
244 Coloured
300 GDOs
175 Iff Pics
918 Intellifont
139 Pagestream
173 ProDraw
1658 Ps Fonts
1477 True Type
1562 Type 1

Fontamania £9.99



PERSONAL PAINT 7.1



KARA COLLECTION



AMY RESOURCE




NETWORK CD 2



HIDDEN TRUTH



ENC. OF PARANORMAL



£29.95



EPIC COLLECTION 3



NFA AGA EXPERIENCE 3



SCALA PLUG IN



EPIC ENCYCLOPEDIA



LIGHT ROM GOLD



LIGHT ROM 4

AWARD WINNERS



ASSASSINS CD 3
£19.95



AGA TOOLKIT '97
£9.99



LEARNING CURVE
£19.95




AMIGA SUPERSTAR


HARDWARE



BLIZZARD 1230-50 £99.99
50MHz CO-PRO £39.99
BLIZZARD 1260-50 £329.99
CYBERSTORM PPC 200 MHz
WITH 68060-50 £849.99



INFINITIV AMIGA
1300 £349.99
1400 £469.99
1500 £599.99



PICASSO IV GFX CARD
£279.99



- | | |
|------------------------------|---------|
| 4 SPEED CD-DRIVE & SQUIRREL | £139.99 |
| 6 SPEED CD-DRIVE & SQUIRREL | £159.99 |
| 12 SPEED CD-DRIVE & SQUIRREL | £199.99 |
| SQUIRREL INTERFACE | £54.99 |
| SURF SQUIRREL INTERFACE | £89.99 |
| WHIPPET | £44.99 |
| 2 BUTTON MOUSE | £8.99 |
| 3 BUTTON MOUSE | £10.99 |
| COMP. PRO JOYPAD | £16.99 |
| CD32 JOYPAD | £7.99 |
| EXTERNAL FLOPPY | £39.99 |
| EXTERNAL 33.6 MODEM | £74.99 |
| SIAMESE RTG | £179.99 |

1.2gig Hard Drive & 10 Speed CD-ROM extra £150.00
INFINITIV TOWER KIT £159.95
ZORRO II SLOTS £149.95
ZORRO III SLOTS £319.95
3.5" SNAP ON BAY £11.95
PCMCIA ADAPTER £29.95
KEYBOARD CASE £39.95

CALL FOR A FULL LIST OF HARDWARE

GAMES



NEMAC IV
£19.95



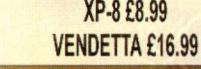
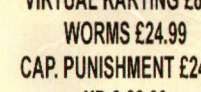
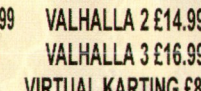

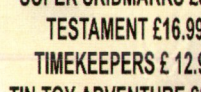
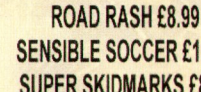
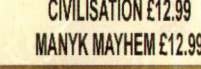
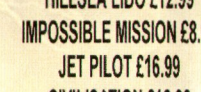
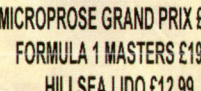
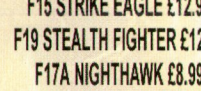
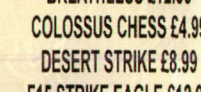
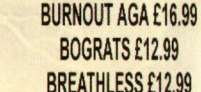
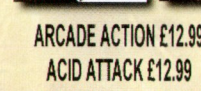
TRAPPED 2
£19.95



STRANGERS
£19.95



BIG RED ADV.



- | | |
|------------------------------|--------------------------|
| ARCADE ACTION £12.99 | MINSKIES £8.99 |
| ACID ATTACK £12.99 | ROADKILL £4.99 |
| BURNOUT AGA £16.99 | ROAD RASH £8.99 |
| BOGRATS £12.99 | SENSIBLE SOCCER £19.99 |
| BREATHLESS £12.99 | SUPER SKIDMARKS £8.99 |
| COLOSSUS CHESS £4.99 | TESTAMENT £16.99 |
| DESERT STRIKE £8.99 | TIMEKEEPERS £ 12.99 |
| F15 STRIKE EAGLE £12.99 | TIN TOY ADVENTURE £24.99 |
| F19 STEALTH FIGHTER £12.99 | UFO £12.99 |
| F17A NIGHTHAWK £8.99 | VALHALLA 1 £14.99 |
| MICROPROSE GRAND PRIX £12.99 | VALHALLA 2 £14.99 |
| FORMULA 1 MASTERS £19.99 | VALHALLA 3 £16.99 |
| HILLSEA LIDO £12.99 | VIRTUAL KARTING £8.99 |
| IMPOSSIBLE MISSION £8.99 | WORMS £24.99 |
| JET PILOT £16.99 | CAP. PUNISHMENT £24.99 |
| CIVILISATION £12.99 | XP-8 £8.99 |
| MANYK MAYHEM £12.99 | VENDETTA £16.99 |

TELEPHONE ORDER HOTLINE
0116 246 3800

UK POSTAGE IS £1.00 FOR THE FIRST ITEM AND 50p EACH EXTRA ITEM, OVERSEAS IS DOUBLE.
WE WILL PRICE MATCH ANY ADVERT IN THIS MAGAZINE



TOTAL SCSI CD-ROM DRIVE



Fully featured SCSI CD-ROM drive for use with the A1200 or A600 including:

- Superb metal enclosure with in-built mains power supply
- All software, cables and instructions for immediate use
- Full CD32 emulation and Audio CD player software.
- Easy PCMCIA fitting Squirrel interface

Prices include Squirrel. Add £30.00 for Surf Squirrel

4 SPEED ONLY


£129.99

8 SPEED ONLY

£149.99

STAR VALUE
All CD ROM DRIVES NOW INCLUDE 3 CDs: EPIC ENCYCLOPEDIA, TOP 100 A1200 GAMES and WORLD OF A1200.

TOTAL MEMORY EXPANSIONS



A1200 trapdoor fitting memory expansions feature:

- A battery backed clock
 - A socket for an accelerator FPU
- Unlike other memory expansions that conflict with the PCMCIA port, our TOTAL memory expansions include unique software that will enable the maximum amount of memory to be used even with a PCMCIA fitting device.

NEARLY DOUBLES THE SPEED OF THE A1200!!

4MB MEMORY EXPANSION

£69.99

8MB MEMORY EXPANSION

£99.99

33MHZ 68882 FPU (PLCC)

£19.99

NEW LOW PRICES!!!

APOLLO A1200 ACCELERATORS

APOLLO 1230 LITE

High quality low cost 68030 accelerator with:

- MMU and FPU all running at 33mhz.
- Built in battery backed clock.
- Easy trapdoor fitting.
- 4MB.

AMAZING PERFORMANCE FOR SUCH A LOW PRICE!!



INCLUDES 4MB FREE!!

APOLLO 1230 PRO

All the features you asked for at an affordable price!

- High performance 68030 with FPU and MMU running at 40mhz.
- Two 72pin SIMM sockets can take upto 32mb each. Simms can be mixed (i.e.a 4mb and 8mb will give 12mb) and can be single or double sided.
- Fully PCMCIA compatible regardless of how much memory is fitted.
- Easy trapdoor fitting with battery backed clock

APOLLO 1240/1260

68040/68060+MMU based A1200 accelerator.

Features include:

- Battery backed clock.
- 72 pin socket for a standard 72 pin SIMM (up to 128mb).
- Fully featured, fan cooled trapdoor fitting accelerator.



APOLLO 1230 LITE

£99.99

APOLLO 1230 PRO

£129.99

APOLLO 1240/25

£164.99

APOLLO 1240/40

£224.99

APOLLO 1260/50

£339.99

4MB SIMM

£15.99

8MB SIMM

£29.99

16MB SIMM

£55.99

32MB SIMM

£99.99

HARD DRIVES

85MB

£79.99

340MB

£109.99

540MB

£119.99

810MB

£139.99

1000MB


£164.99

1600MB

£194.99

Our high speed 2.5' IDE hard drives for the Amiga A1200 & A600 computers come complete with:

- Fitting cable, screws, partitioning software, full instructions
- 12 months guarantee.
- All drives supplied by us are formatted, partitioned and have Workbench (WB2 for the A600 and WB3 for the A1200) installed for immediate use.



Fitting is incredibly simple; if you can plug the mouse into the mouse socket, you can plug the hard drive into the hard drive socket.

FREE WHILE-YOU-WAIT FITTING SERVICE FOR PERSONAL CALLERS. PLEASE PHONE FOR APPOINTMENT.

FREE 'HOW TO FIT YOUR HARDDRIVE' VIDEO & STAKKER DISK

ALSO AVAILABLE

A600/A1200 INTERNAL FLOPPY DRIVE

£44.99

MOUSE

£12.99

3.5' HARD DRIVE CABLE

£17.50

2.5' HARD DRIVE CABLE

£9.99

FRESH FONTS CD

£19.99

AMIGA POWER SUPPLY

£34.99

SQUIRREL

£49.99

SURF SQUIRREL

£89.99

CLOCK CARTRIDGE

£19.99

EPIC ENCYCLOPEDIA CD

£19.99

50mhz FPU (for blizzard 1230)

£44.99

WORLD OF A1200 CD and TOP 100 A1200

GAMES CD **£14.99 EACH or both for £19.99.**

ANTI-VIRUS & X-COPY **£19.99 EACH or**

both for £24.99

Order NOW for immediate despatch FREEPHONE 0500 340548

For enquiries Tel: 0161 796 5279 or Fax: 0161 796 3208 MasterCard, Visa, Switch, Delta, Connect etc accepted Send cheques or postal orders (made payable to Siren Software) or credit card details to: SIREN SOFTWARE, 178 BURY NEW RD, WHITEFIELD, MANCHESTER M45 6QF, ENGLAND. All prices include VAT. Postage and packing will be charged at £3.50 per order (U.K.), £7.50 Europe and £12.50 rest of the world. OPEN: Monday to Friday 9am to 6pm Saturday 9am to 12pm Personal callers welcome. Please phone first to check availability of any item. DIRECTIONS: From the M62 Junction 17 head towards Bury. We are 50 yards on the right hand side after the third set of lights. The door to our premises is next to Polar, opposite The Masons Pub.

(credit/switch card sales only).

Month In View

It's 1998, a brand new year which has started with the news of brand new Amigas. **Nick Veitch** is unusually optimistic...

Maybe you have already heard some of the news from the Cologne show, such is the prevalence of the Internet amongst Amiga owners. But to get a feel for the real news you need to hear it from someone you know and trust, which is just what we have delivered for you this issue.

Unfortunately, as we expected, there was no news of Amiga Inc. actually developing new hardware – this is something they are quite happy to leave to outside licensees.

Thankfully several companies have taken up the challenge, most notably the irrepressible Power Computing who, in conjunction with a German manufacturer, are set to produce what in effect will be one of the first “new” Amigas in five years. The exact specs are a little unsure at the moment, but it is happening, and the reason I say “one of the first” is because several other parties are also planning to release new machines. For the full details of this and the many other companies lining

up to make new Amigas, check out the news pages and our special report from the Cologne show on page 14.

Despite all these new things, let's not forget our past. In this spirit we have a special six page feature this month on adding a Zorro slot to the venerable A500. Although it is at least moderately well known that this is possible, and indeed at least two commercial products are available to do just this, to the best of my knowledge nobody has ever shown you how to do it yourself. The best bit is that it isn't going to cost you more than a fiver!

And yet we still found time to review a host of other interesting gadgets, software, hardware and goodies. Happy 1998!



Nick Veitch
Editor




COLOGNE SHOW REPORT PAGE 14

In November, the whole Amiga world descends on Cologne for what has always been the best Amiga show. Find out what went on in our mammoth report.



DIY ZORRO SLOTS PAGE 20

I'm still not sure what is more amazing – the fact that you can add a Zorro slot to an A500 easily, or the fact that it will cost you less than a fiver!



FINAL ODYSSEY PAGE 36

Another big release from Vulcan gets the Andy Smith treatment, in a review that also contains scurrilous untruths about his colleagues.



TV AMAZING PAGE 62

If you or I were to name this product, we might have chosen a different monicker. You can't get away from the fact that it is amazing, though.

AF NEWS

- 8 COLOGNE '97 NEWS**
All the top stories from the biggest and best Amiga Show in the world.
- 9 POWER TOWERS**
Power Computing are to release a whole range of products previously unavailable in the UK.
- 10 AMIGA QUAKE?**
Will software developers clickBOOM bring Quake to the Amiga? We have the answer (sort of).



A new tower upgrade from Power Computing is just part of their new range of products about to be launched in the UK for the first time.

AF REGULARS


- 52 PD SELECT**
Dave Cusick and snazzy Shareware programs.
- 72 WORKBENCH**
Find out why your Christmas pressies don't work.
- 76 AMIGA.NET**
Dave Cusick gets sociable using ICQ software.
- 78 SUBSCRIPTIONS**
Find AF safely on your doormat each month.
- 93 MAILBAG & GALLERY**
The best pictures and post in the Amiga world.

AF CREATIVE

- 82 DRAWSTUDIO 2**
Larry Hickmott impresses with some rather cunning compound objects.
- 84 MUI**
Master complex programming through MUI with Dr. Karl Bellve.
- 86 NETBSD**
Chris Livermore wades through the arcane world of UNIX scripts.
- 88 BEGINNERS GUIDE**
The final part of Robert Polding's tutorial touches on adding peripherals.
- 90 ASSEMBLY**
Paul Overaa with more fast programs.

AF SERIOUSLY AMIGA

58 ARTSTUDIO v PMPRO



Manage your pictures with a, er, picture manager – find out which is best in our head-to-head review.



60 CONCIERTO

The first add on board for the Picasso IV is this high quality soundcard.

The titchy processor module contains just a smattering of components.



62 TV AMAZING

Watch the TV on your monitor and get a scandoublers thrown in!

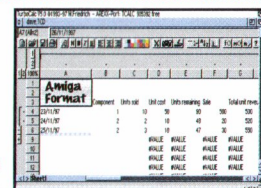
This svelte and paste-sticker adorned box is really a TV tuner in disguise.



64 TURBOCALC 5

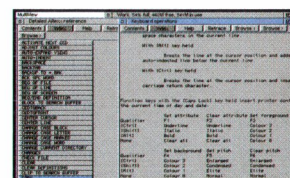
Our beancounting friend, Dave Taylor, goes through the paces with this spreadsheet.

Balancing the budget has never been so easy – unless you recently won the lottery, of course.



66 CYGNUS ED 4

The Amiga's best text processor is dusted down and pressed back into service.



68 CD ROM ROUNDUP

Light Rom 5, Fontamania and p.OS pre-release reviewed by Nick Veitch.

69 AUDIO THUNDER / QUANTUM FIREBALL


Audio file conversion and a very big hard drive in our mini reviews.

70 LONGTERM REVIEW

The DataFlyer vs the Squirrel – Rob Marris decides which is best.


14 COLOGNE SHOW

Ben Vost packs his bags and heads off to Cologne in search of beer, new Amigas, beer, Picasso additions, beer, review products, beer, new games and beer. Read his full report on the Amiga event of the year, and you could almost have been there. Except you won't have a huge bar tab and a hankering for pigs' ankles.

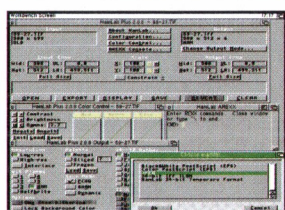


20 ZORRO

Our latest hardware project - build a Zorro expansion for your A500 for under a fiver!



26 EMULATORS



Find out how to make use of all those strange filetypes that emanate from other computers, and how to successfully transport them from one platform to another.


102 AFCD22

An exclusive game demo, a new programming language and the best Shareware!



106 WORKBENCH PLUS

Enhance your workbench with a fine selection of all but essential tools.




AMIBEE

Fully playable one level demo of this differently styled blaster.

PREVIEWS 32

The Shadow of the Third Moon, *Sword* and, finally, *Myst*. Andy Smith gets all excited.



There are plenty more details on the upcoming *Myst* in Previews.

FINAL ODYSSEY 36

Vulcan's third CD game is an isometric 3D puzzler. Andy Smith gets confused.



Will Andy Smith get the point in *Blade*?

BLADE 38


A turn-based role-playing fighting game in another isometric 3D dungeon. Andy Smith gets really bored.

FOUNDATION W.I.P. 40

Paul Burkey discusses level design, missions and hot air balloons in the final part of our work in progress.

READER GAMES 42

Andy Smith and all your programming efforts. Some of them even work.



From the ridiculous to the great - Reader Games.

GAMEBUSTERS 46

See in the New Year with Andy Smith's Helping Hands special, including tips on *Robocop III*, *Universe* and *Theme Park*.

AMIGA

News FORMAT

WHAT'S UP?

Get the scoop...
First news from Cologne here and now.

Powerhouse of development
Power Computing step up their output.

Quake for Amiga?
clickBOOM reassure Amiga users.

News from Cologne

Even though we are devoting five pages to the Cologne show later on in the mag this month (just after the news), here's the scoop on all the latest news and details of what went on at the developer conference:

● Following the announcement at MAE we had expected to hear great things at the Cologne conference. Amiga Inc. had stated that all would be revealed there, but in the end there just wasn't that much news, thanks in part to the fact that Jeff Schindler's budget still hasn't been approved by the money men at Gateway. However, as stated in the Cologne report, there were encouraging noises made about just how much money Amiga Inc. would get once the budget had been resolved – millions for worldwide marketing was definitely mentioned and Petro Tyschtschenko referred to Gateway as "our bank".

● The most important news at the conference was the same as it has been since Gateway announced that they'd bought the Amiga, namely that licensing would be the main route to new Amigas appearing on the shelves and that Amiga Inc. would be more of a technology company pushing the Amiga back to the forefront of cutting edge technical development. Most people *Amiga Format* has spoken to

since the show (and the show report) have indicated that this is the best way for Amiga Inc. to operate. For the moment, at least, Amiga Inc. intend to remain focused purely on the research and development aspects.


“...there were encouraging noises made about just how much money Amiga Inc. would get...”

Eager Amiga developers awaited Petro's announcement of the future of the Amiga with baited breath.

● Overseas distribution of current stock was a big topic during Petro Tyschtschenko's portion of the speech, with reference made to new Malaysian and Indian distributors. The problems with regard to the RightTiming Corporation over the WonderTV A6000 are, we are assured, being resolved.

● Jeff Schindler appeared nervous for his first really big confrontation with the Amiga horde and proceeded to go through various aspects of the Amiga's architecture, noting along the way that the Amiga and, more specifically, Workbench are really scalable – suitable for both very low end machines such as palmtops and consoles, all the way up to high end machines like graphics workstations and servers.

His plans for new Amiga features were all a bit hazy, which is not unsurprising since Amiga Inc.'s budget remains to be set so there are still no engineering staff. However, in his speech and in private conversations he seemed to be genuinely interested and optimistic about the Amiga's future.



"... yes, and you can use a jojoba conditioner..." Ben and Jeff Schindler compare haircare products.



"You've got a friend in the business."®

Gateway reiterated that licensing would be the key to releasing new Amigas.

Power Computing Latest...

This month has been a very busy time for Power Computing. Not only were they at the Cologne show demonstrating their new Amiga 5000 machine with DCE, its inventors, they also talked up a storm with the many developers in Germany and around Europe that attended the show which has lead to them introducing a whole new range of products to the UK previously unavailable here.

First up is the new Power Tower. This tower case offers the easiest fitting of a bare A1200 motherboard of any of the third party tower systems, and unlike the Micronik, is an all-steel construction (the front's still plastic of course), which means that it's very sturdy.

The Power Tower is wider than your normal tower, giving it an impression of real power since it looks more like a server case than a standard desktop PC. It offers three 5.25" bays, two 3.5" bays accessible from the front of the tower (including one with a floppy drive front plate so you can transplant your A1200's floppy without it looking ugly) and two more in a bay below them which aren't open to access outside the machine.

The case is supplied with easy instructions and comes with a keyboard adaptor and PC keyboard and even the wiring to be able to make use of the reset button on the front of the case (soldering will be required for this). You even get stickers for the back of the machine so you don't need to remember which port does what.



Case alone: £149.95

Basic pack:

Power Tower with: A1200 motherboard and floppy, Workbench 3.1 with floppies and manuals, Amiga Technologies Magic Pack bundle ...£359.95

Pro Pack:

Power Tower with: A1200 motherboard and floppy, Workbench 3.1 with floppies and manuals, Amiga Technologies Magic Pack bundle, four way buffered IDE adaptor and full IDEFix 97, 24x IDE CD-ROM drive, 1.7Gb IDE hard drive, 1230IV Blizzard with 16Mb SIMM ...£729.95

Next up is Power's new external scandoubler. Suitable for any Amiga with any VGA monitor, this little box will ensure that you never need worry about what sort of monitor to get in the future.

Unlike the Grand TV Amazing box we've reviewed this month, the Power scandoubler is designed to take your video output rather than composite so you should get a very good picture. Power will be stocking this scandoubler by the time you read this news piece, for just £79.95.

"Phwoar, look at my board!" says Tony Ianiri of Power Computing.



This monster box is the new Power tower, coming your way real soon (review next month).

Lastly, Power have been inundated with requests for cheap CD-ROM drives and came up trumps at the Cologne show with a 1000 slimline 2x SCSI CD-ROM drive bundles, including a Squirrel SCSI interface and *Oscar*, *Diggers* and *Chaos Engine* for just £79.95! You'll have to hurry to get your hands on one of these drives since they're bound to sell out quickly.

For further details on any of the products mentioned here give Power Computing a call on 011234 851500, or visit their website at www.powerc.com.

...there was an underlying confidence that the Amiga could be pushed back into computing's limelight...

the question of Gateway's large losses for this quarter and how it would affect Amiga Inc. Later Jeff Schindler explained that it should not affect Amiga Inc in the slightest and that a proportion of the losses were based upon the fact that Gateway's capital expenditure for Amiga Inc and ALR Research was high.

● 1998 was unofficially announced as the Amiga year of co-operation with several (mainly German) developers committing themselves to sharing data and ideas about development including APIs and technical specifications for products, and on more than one occasion *Amiga Format* saw two or more developers in a huddle discussing new plans for 1998.

● So, in summation then, some people came away from Cologne disappointed that there was no new Amiga announced, no five year plan discussed and no talk about where to go next either in terms of what processor to use, the VGA/custom chipset argument or any of the other perceived problems the Amiga faces. However, what was there was an underlying confidence that the Amiga could be pushed back into computing's limelight very soon.



A rapt audience listens while Michael Battilana of Cloanto describes Amiga Forever in great detail.

Top ten reasons... ...to go to Cologne '98

1. It's the best Amiga show in the world!
2. You should be able to buy Workbench 3.5 there.
3. You'll see lots of pretty women dressed up as game characters.
4. You'll be able to meet programmers and talk to Amiga luminaries from all over the world.
5. The beer's very good.
6. So's the food.
7. It's not even that expensive.
8. You'll be able to play with all sorts of new programs and hardware without having to buy them first.
9. You don't have to speak German.
10. It really is the best Amiga show in the world!



WIN AN AMIGA!

Amiga Informer, America's latest Amiga mag has a game going on its website called *Amiga University*.

It's a general Amiga knowledge quiz and prizes are on offer from a variety of companies including Softlogik, Nova Design and even Amiga Inc.

If you think you've got enough Amiga know-how to win some of these prizes, why not take a trip to their website at <http://www.amigaformer.com> and enrol with them now!

SCANNING SERVICE

X developments can now offer a Scanning service to all Acorn, Amiga, Macintosh, PC, and any other computer users (check if you have an unusual computer), and even perform minor alterations such as Antique effects or Red-eye removal.

Prices vary but start from as little as just £3.50 for a disk's worth of scans (how many you get will depend on resolution and size of the pictures but bear in mind that if your computer does not have much RAM, you may not be able to view Hi-Res pictures). For more details, just ring X developments on: 01978 264929

QUICK HINT


If you haven't tried out AFCDPrefs on our CD yet and you're still copying files to RAM: to change their tooltypes, why not give it a go?

It allows you to choose what viewers you want to use for pretty much all file types we have on the CD. It's ideal for parnetted machines or graphics card owners and it can even be of use to standard A1200 owners.

To Quake or not to Quake?

Amiga Flame

(<http://www.amigaflame.co.uk>) have had a statement from clickBOOM with regard to their putative port of iD's *Quake* to the Amiga. Since it was first announced that a group of sceners had managed to port the game engine to the Amiga, rumours have been flying around that a full, commercial version would or would not appear soon. At the Cologne show this year, both *Quake* and *Duke Nuke'Em* were seen on Amiga screens, prompting a whole new flurry of rumours. I'll let clickBOOM take up the tale (right).



We hope that a favourable decision will have been made by iD by the time you read this. Of course, if you want to camp out on clickBOOM's website until the news is printed there, you'll have to go to <http://www.clkboom.com>.

Monday 1st December

The Amiga Quake rumour has got completely out of hand. Since the Computer '97 show in Cologne some ten days ago, we have received well over a thousand email letters and numerous telephone calls. They all had the same question: "Is it true that clickBOOM will be releasing *Quake* for the Amiga?"

We had quite a few inquiries of this nature even before Computer '97, but we basically decided not to address any of them. At the show, however, the word spread quickly among Amiga enthusiasts, and the electronic siege on clickBOOM started. We hoped it would end shortly after. It didn't. On the contrary, the word had spread even faster over the Internet.

We would like to take this opportunity to apologise to all users who wrote to us (some even five times) and never got an answer.

"So, what is the answer?" you are asking.

We do not have a definite answer yet. However, it is true that we are in talks with iD Software to legalise this unbelievable action game for the Amiga. The news will be posted to our site as soon as everything is finalised (positive or negative).

The reason we are posting this "news" is because we could not ignore your letters any more. While we have the obligation to answer, as you can see, the final answer is still not here. Therefore, we would kindly ask you not to barrage us with emails until the final news. We cannot cope with such a huge amount of letters, especially when we do not have the real answer.

We hope to have more for you very soon.


Best regards,

clickBOOM


PPC goes NOVA!

Nova Sector design may be a name unfamiliar to European Amiga owners, but this Michigan-based company is hoping to become a household name with a new series of Amigas designed around the PowerPC. Their machines are all based around an A4000T equipped with PowerPC card and graphics board and are all set up to work from the box. They have several different standard systems called the Alpha, the Bravo and the Nitro which is designed for non-linear editing.

Most of Nova Sector's machines are geared towards the American video market, some coming with pre-installed *Lightwave*, but all are fast, memory and hard drive-rich machines designed for power-users. If you want more details on any of these machines, you can visit Nova Sector's website at <http://www.pantheonsys.com/nova/> or telephone them in the United States on the following telephone number: 001 616 831 0765.



Will Nova Sector become a household name for Amiga owners?


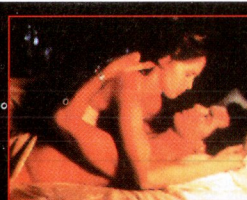


Competition!

Dun dundla dun dun
dunda, dun dundla
dun dun dunda – daah
dah de daah de dah
daah!

Ah yes, the James Bond theme by John Barry as ruined by me. And for what? Well, to celebrate the limited release of *Goldeneye* on video (only until April 1998 punters) and the cinema release of *Tomorrow Never Dies*, the latest Bond epic.

Also, it celebrates us having ten copies of *Goldeneye* to give away to the first readers who can answer the following simple question:



Send your answers on a postcard with your name and address to our usual competition address:

Bond competition
Amiga Format
29 Monmouth Street
Bath BA1 2BW

As usual, no employees of Danjaq Enterprises, MGM Video, Future Publishing or MI-6 can take part in this competition and our editor has the final decision as to who wins and who dies. The closing date for this compo is: 1st March 1998

"Who played James Bond's first real enemy?"

Net Corner

MIRROR, MIRROR ON THE WALL

<http://www.ukonline.co.uk>

UKOnline, the new champions of Amiga Internet use, are fulfilling their promise to keep expanding their Amiga-related services. On their front page they already have an Amiga button to join the PC, Mac and Psion (!?) buttons and their web mirroring service is going great guns. Already on board are the following sites:

VAPORWARE: This is a partial mirror at the moment, offering FTP downloads of all the Vaporware products from AmFTP to Voyager. There's not even an ordering button for registering them. Hopefully, in the near future this will become a full mirror since it's much faster than using the other Vaporware mirrors (for the UK anyway).

CUCUG: CUCUG plays host, most importantly, to the Amiga Web Directory, perhaps the most

valuable online resource for new Amiga info. It has all the pages from that site including the invaluable search page and, again, should be much faster to access than the US host site for UK readers.

AMIGA.ORG: Amiga.org is a bit of a newcomer to the website scene, but it's rapidly proving itself as another top notch "daily visit" site for Amiga info. The UKOnline site mirrors all the main content for the site, but doesn't include things like the Amiga Developer Network site or Team Amiga which Amiga.org host on their home site.

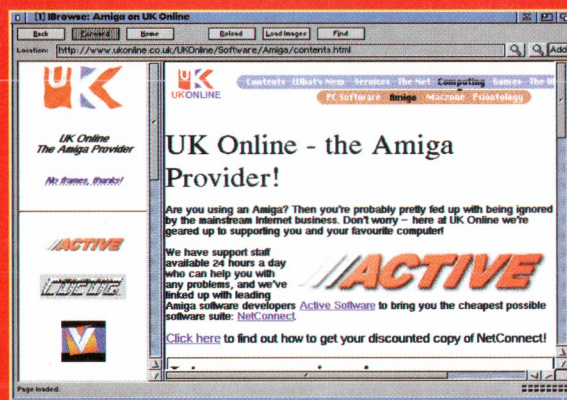
UKOnline don't intend to stop their Amiga support there. They already have 24-hour technical support available and hope to offer a full Aminet mirror

sometime in the New Year. You can also get to these mirrors directly through the following addresses:

<http://vapor.ukonline.co.uk>

<http://cucug.ukonline.co.uk>

<http://amigaorg.ukonline.co.uk>



AMIGA™ GOES POWERPC™

POWER UP YOUR AMIGA...

A further dimension is being added to Amigas with our new PowerPC based **BLIZZARD POWER BOARDS** for A1200, A1200 based Tower Systems and A1500/2000 systems along with the new **CYBERSTORM PPC** for A3000/4000 systems. You'll now be able to benefit from performance many times beyond the speed of the fastest 680x0 based boards.

Designed as upgrades for existing systems, Power Boards incorporate innovative dual processor technology where a fast PowerPC RISC processor is combined with a 68k CPU, dynamically sharing memory and system busses. While the original AmigaOS 3.x continues to run on the 68k CPU, supporting existing applications to provide backward compatibility, the PowerPC CPU is backed by comprehensive PPC Libraries which provide the functionality to integrate PowerPC into an Amiga multitasking environment.

Software developers can easily optimise their programs, step by step, porting single tasks to PowerPC code, which then run in parallel with 68k tasks. Leading Amiga software vendors are preparing ported or optimised versions of their software packages already. It is anticipated that a large quantity of software products supporting the PowerPC will be available soon.

Power Boards will be delivered with a comprehensive suite of utilities, including the PPC library, as well as tools for creative users. Among them is a Public Domain GNU C compiler for PowerPC (including sourcecode), many demo programs and utilities with sourcecode. In addition to this software, free developer support is available via FTP site.

Last but not least, a PowerPC optimised version of CyberGraphX V3 with RISC optimised CyberGL/3D plus MPEG functions and libraries is included (along with a special GGG driver to support the AGA chipset) with full and comprehensive documentation.

	Blizzard 603e PowerBoard	Blizzard 603e+ PowerBoard	Blizzard 2604 PowerBoard	Cyberstorm PPC
PowerPC CPU	603e	603e	604e	604e
Clock Speed	160-250MHz	160-250MHz	150-200MHz	150-200MHz
Companion CPU	68030	68040/68060	68040/68060	68040/68060
Est. PPC Performance	@ 250MHz	@ 250MHz	@ 200MHz	@ 200MHz
MIPS	Approx. 280*	Approx. 280*	Approx. 350*	Approx. 350*
SpecFP95	Approx. 3.5	Approx. 3.5	Approx. 7.1	Approx. 7.1
Memory Option	Max. 128Mb	Max. 128Mb	Max. 128Mb	Max. 128Mb
SIMM Sockets	2	2	4	4
SCSI On Board	Fast SCSI-II	Fast SCSI-II	Ultra Wide	Ultra Wide
Amiga Compatibility	A1200(T)	A1200(T)	A1500/2000	A3000/4000(T)
Est. Availability	DEC '97	DEC '97	Summer '97	Summer '97

Blizzard 603e Power Board - A1200(T)

The new Blizzard 603e Power Board is an inexpensive Power Up Accelerator for A1200 system owners who already have a board with a socketed full 50MHz 68030-MMU processor (these CPUs have a gold finish to the top surface) eg 50MHz Blizzard 1230-IV, III, IV or similar. Featuring a 160-250MHz PowerPC 603e RISC CPU, the board has a socket for the 50MHz 68030, expansion capabilities of up to 128Mb high speed memory and built in SCSI-II controller.

Imagine the performance from your A1200 with this low cost board!

Blizzard 603e+ Power Board - A1200(T)

The Blizzard 603e+ Power Board is the highest spec Power Up Accelerator for A1200 systems. Featuring a 250MHz PowerPC 603e RISC CPU, the board has a socket for a companion 68040 or 68060 CPU, expansion capabilities up to 128Mb of high speed memory and built in SCSI-II controller. This board is ideally suited to those owners who already use an accelerator with either a 68040 or 68060 CPU (ie. Blizzard 1240Terc or Blizzard 1260 owners or their equivalents).

If you want the BEST from YOUR Amiga A1200 - this is it!

Blizzard 2604 Power Board - A1500/2000

If you own either an A1500 or A2000 you can now take advantage of PowerPC technology with this 604e CPU RISC based board which has a socket for a companion 68040 or 68060 CPU, expansion capabilities up to 128Mb of high speed 64-bit memory, built in Ultra-Wide SCSI controller and a high performance expansion slot for expansions such as the CyberVision PPC. This board is ideal for owners of accelerators with 68040 or 68060 processors such as the Blizzard 2040 or Blizzard 2060 owners (or their equivalents).

Want the BEST from YOUR Amiga A1500/2000? - Look no further!

CyberStorm PPC Board - A3000/4000(T)

CyberStorm PPC is the ultimate accelerator for Amiga 3000(T), 4000(T) and systems with compatible CPU slots, offering blistering 604e performance - more than 10 times faster than any 68k based accelerator on sale today! Available with clock speeds of 150, 180 and 200MHz, the companion socket for the 68k processor accepts either a 68040 or 68060 CPU. The board provides 64-bit wide extremely fast memory expansion using pairs of standard SIMMs, dynamically shared by the two CPUs. Additionally, CyberStorm PPC comes with a DMA driven Wide Ultra SCSI controller on board offering transfer rates of up to 40MB/sec for even the most demanding of professional applications. A 32bit high speed expansion connector, with DMA access to the main memory, is also provided for later upgradeability.

The 200MHz version of the CyberStorm PPC provides performance of more than 350 MIPS or approximately 8.1 SPECint95 and 7.1 SPECfp95... breathtaking speed that goes far beyond that offered by most PC systems. In the second half of the year, an advanced graphics board will become available for the CyberStorm PPC expansion slot, providing a subset of the innovative CAIRINHA custom chip. By having a stand alone version of the DLRP (Display List RISC Processor), this board will offer superior display capabilities through higher VRAM-based resolutions, pixel depths and speeds, as well as the potential to begin developing software supporting the functionality of the forthcoming ABOX system.

PRICING AND AVAILABILITY:

Options with or without 68k CPUs will allow users to fit the CPU from their existing accelerator. Delivery of Power Boards is scheduled for Summer 1997 following finalisation of CE approvals. Call now for full details.

Special prices available to existing BLIZZARD & CYBERSTORM board users

Blizzard 603e/603e+ Board...	160MHz	200MHz	250MHz
with Empty 030/040/060 Socket	£269.95	£359.95	£429.95
with 68030/50MHz fitted	£302.95	£392.95	£462.95
with 68040/25MHz fitted	£305.95	£395.95	£465.95
with 68040/40MHz fitted	£331.95	£421.95	£491.95
with 68060/50MHz fitted	£466.95	£556.95	£626.95


Cyberstorm PPC 604e Board...	150MHz	180MHz	200MHz
with No Processor	£479.95	£549.95	£629.95
with 68040/25MHz fitted	£519.95	£579.95	£669.95
with 68040/40MHz fitted	£549.95	£609.95	£699.95
with 68060/50MHz fitted	£709.95	£769.95	£859.95

*Quoted performance figures are estimations based on specifications from Motorola/IBM and are relevant to the PowerPC processor only. Prices include VAT @ 17.5%.

Owners of other makes of board or those who don't already have an appropriate CPU - please call for prices.

POWER PC TECHNOLOGY, POWER PC SPEED and POWER PC PERFORMANCE

Harwoods... always the Fastest Amiga Boards and NOW PowerPC Technology for Amigas too!



STILL THE FASTEST, NOW LOWER PRICED, NO ONE ELSE EVEN COMES CLOSE!

BRAND NEW...

CYBERVISION PPC

HIGH END GRAPHICS CARD for...

PowerUP, CyberStorm PPC and Blizzard 2604 PowerBoards

Estimated Availability FEB '98

The CyberVision PPC is a high performance graphics card which can be installed on the expansion slot of the PowerPC 604e based PowerUP Accelerators, the CyberStorm PPC and the Blizzard 2604 Power Board. The use of CyberVision PPC is highly recommended for use with the Blizzard 2604 Power Board to speed access to the ECS Chip Memory or Zorro II based graphics boards found in A1500/2000 Amigas.

Performance of CyberVision PPC benefits from the high data bandwidth achieved by direct connection to the processor bus utilising the graphics direct connector which incredibly speeds up, for example, 3D rendering/display. Breathtaking performance is enhanced not just by the ultra fast processor access into the video memory, but also the internal speed and functionality of the CyberVision PPC.

CyberVision PPC is equipped with the powerful PERMEDIA2 Graphics Controller providing outstanding 3D performance of up to 80 million textured 3D pixels/sec, with hardware accelerated rendering functions such as z-buffering, gouraud shading, fogging, blending and anti-aliasing. As the design of PERMEDIA2 hardware suits OpenGL implementation, its 3D performance can support CyberGL functionality of CyberGraphX V3 Native which is supplied with PowerUP boards. In combination with the high floating point performance of the PowerPC 604e processor, a breathtaking performance in professional 3D applications can be achieved. Additionally, the PERMEDIA2 processor supports functions such as colour space conversion, chroma keying and XY-Scaling which is used by the software MPEG decoding routines of CyberGraphX V3 Native.

- 64bit Wide SGRAM with data throughput of up to 800Mb/sec - allows ultra fast RAMDAC to display up to 1280 x 1024 in true colour at 85Hz screen refresh rate and 1600 x 1200 in true colour at 60Hz or high colour at 85Hz.
- 4Mb or 8Mb Display Memory options

CyberVision PPC... 4Mb Display Version

CyberVision PPC... 8Mb Display Version

ECALL FOR LATEST NEWS

ECALL FOR LATEST NEWS

1260 TURBO ACCELERATOR MEMORY BOARD

A1200 TURBO ACCELERATOR AND MMU/FPU

50MHz 68060 - 0Mb Standard, expandable to 64/192Mb

38.71MIPS with single sided 60/70 Nanosecond SIMM fitted.

Offers Amiga A1200 owners FULL 68060 POWER with a board that simply plugs into the trapdoor slot. Your A1200 will then operate at TWICE or even THREE TIMES THE SPEED of an '040 based upgrade and up to FIVE TIMES THE SPEED of a standard A4000! Available options such as the SCSI-IV Kit and RAM are shared with the Blizzard 1230-IV and 1260.

Blizzard 1260 Turbo 50MHz 68060 and MMU/FPU, 0Mb 32bit Fast RAM, exp. to 64/192Mb £319.95

1230-IV TURBO ACCELERATOR MEMORY BOARD

A1200 TURBO ACCELERATOR AND MMU

50MHz 68030 - 0Mb Standard, expandable to 128/256Mb

9.91MIPS with 60 Nanosecond SIMM fitted.

The highest performing 68030 Accelerator available for your A1200. With its 50MHz 68030 and MMU, the 1230-IV offers BETTER PERFORMANCE at a LOWER PRICE. With a Sysinfo rating of 9.91 (using a 60 nS SIMM) you can see the 1230-IV is very fast... a performance gain of up to 500% is achieved! Via its Fast Expansion Bus, an optional SCSI-2 Controller module can easily be fitted. An industry standard SIMM socket provides for up to 128Mb of auto-configuring 32bit Fast RAM (up to 256Mb with the SCSI-2 option using its extra SIMM socket).

Blizzard 1230-IV Turbo 50MHz 68030 and MMU, 0Mb 32bit Fast RAM, exp. to 128/256Mb £89.95

Fast 60 Nanosecond SIMM RAM Expansions - 32bit, 72Pin

Motorola Maths Co-Processor - 68882 PGA type FPU, 50MHz

BLIZZARD SCSI-IV KIT

SCSI-2 MODULE for 1230-IV, 1240Terc & 1260, & ADDITIONAL 128Mb SIMM SOCKET (Fast SCSI-2 DMA Controller - upto 10MB/s transfer rates with additional SIMM socket/extra RAM)

Blizzard SCSI-IV Kit

£59.95

1230-IV and 1260 FEATURES

- May be disabled with simple keystroke on boot up - for full games compatibility, even badly programmed/older software
- Battery backed self-recharge Real Time Clock
- High performance expansion with full 32bit wide DMA
- Easy trapdoor installation - no modifications required
- 1230-IV features PGA FPU socket allowing optional 50MHz 68882 FPU

CYBERVISION 64/3D

64-Bit ENGINE A2000/3000/4000 (T Series) 3D VERSION 24-Bit COLOUR ACCELERATED GRAPHICS CARD.

For all Zorro-3 and Tower System A1200s with Zorro II backplanes. The core of this great board is the VIRGE GRAPHICS CHIP from S3. With 3D capabilities, it's able to process complex 3D realists in hardware (eg. shaded & textured surfaces) with Trilinear Filtering and Shading/Fogging for super realistic Real Time 3D Rendering. When used with CyberGraphX 3D library, CyberVision 64/3D can even offer a broad range of 3D facilities for any software developer.

CyberVISION 64/3D... 4Mb Version

£139.95

MPEG Decoder - added to the Feature Connector to provide real time MPEG audio and video decoding at full size custom screens or, in Workbench windows (HD display using 16/24bit modes from CyberGraphX Workbench). Stereo audio output is provided via the supplied dedicated line output jack. Upgrade to a CyberVision 64/3D and MPEG bundle (from previous CyberVision 64) for a special low price! £149.95

Monitor Switcher - with integrated scan line doubler. Designed to fit into the Amiga slot, this gives full automatic switchover from the standard Amiga signal to CyberVision 64/3D's output. Both cards may be fitted inside A3000/4000 models leaving three Zorro-II slots free. £69.95

CYBERSTORM II

AMIGA 68060 ACCELERATOR

Cyberstorm II is an ultra powerful graphics accelerator. When you fit a Cyberstorm II 68060 Accelerator to YOUR A3000, A3000T, A4000 or A4000T you can for example, render a graphic with Imagine 2.0 software in just 2.4 minutes! Compare that with 10.34 minutes on a standard A4000 '040/25! With no jumpers, both Cyberstorm II models are fully plug and play, and A4000 users even have the option of a SCSI-2 Module if they wish (A3000s already have SCSI built in).

- Up to 128Mb of standard SIMMs can be installed and you can even transfer the 72Pin SIMMs from your Amiga A4000 straight onto your new Cyberstorm.
- Optional SCSI-2 Module
- If your budget currently only covers the cost of Cyberstorm II 68040ERC, you can always upgrade later to the full 68060 processor for the extra power!

Cyberstorm II 68060/50 50MHz 68060 - 0Mb, Expandable to 128Mb

LAST FEW AVAILABLE... £389.95

Cyberstorm II SCSI-2 Module

£69.95

Cyberstorm II SIMM RAM Expansions (Please call for a range of SIMM prices)

£Call

CYBERSTORM III

AMIGA 68060 ACCELERATOR

NEW Cyberstorm III is the latest high end 68060 Accelerator Board for YOUR A3000, A3000T, A4000 or A4000T (or system with compatible slot). Features a high performance 68060 processor at 50MHz clock speed, a memory expansion option for up to 128Mb of ultra fast 64bit memory, a Wide-Ultra-SCSI controller on board and an expansion slot for high performance expansions such as the CyberVision PPC.

- Up to 68Mb/sec sustained memory transfer rate - ideal for applications demanding the use of large amounts of data. Memory design of the Cyberstorm III is 50% faster than the Cyberstorm II resulting in real world application performance increases of up to 25%!
- Wide-Ultra-SCSI Controller on board
- Expansion up to 128Mb of ultra fast 64bit memory
- Expansion slot for high performance expansions - eg. CyberVision PPC etc.

Cyberstorm III 68060/50 50MHz 68060 - 0Mb, Expandable to 128Mb

£469.95

Cyberstorm III RAM Expansions (Please call for a range of RAM prices)

£Call

MOTOROLA MOTIVATED

Blizzard and Cyberstorm products use MOTOROLA 68030 and PowerPC series processors. They run WITHIN the electrical timing specification laid down by Motorola to prevent any possible overheating/reliability problems. So, when you pay for a 50MHz CPU for example, that's exactly what you get... not a 40, 33 or even a 25MHz CPU 'clocked' to 50MHz! Look out for the **MOTOROLA MOTIVATED** logo - your guarantee of our commitment to quality and reliability - **BEWARE** of 'clocked' CPUs! TERC and ERC processors used on selected boards are recycled and vigorously tested 68040 CPUs operating at 40MHz - an excellent guaranteed and competitively priced alternative.

What the Magazines think...

Blizzard products have consistently achieved the highest magazine accolades and awards!

Amiga Shopper "...1260 is destined to become the ultimate object of desire for A1200 owners" - 91% STAR BUY Award

Amiga Computing "...If you want the fastest Amiga in the World, get this board." - 92% BLUE CHIP Rating

Amiga Format "...Ride on the fastest A1200 in the World." - 95% GOLD Rating




OUR RANGE HAS WON MORE AWARDS THAN ANY OTHER

JUST COMPARE THE PERFORMANCE FIGURES FOR YOURSELF!

Comparative MIPS performance figures measured using Sysinfo.

Each board had the appropriate SIMM fitted which is required to fully activate the accelerators speed.



Please note: Memory, SIMM and FPU prices may change without warning due to exchange rate fluctuations. Please confirm price prior to ordering.

THE PERFORMANCE OF OUR NEW POWER UP BOARDS WITH POWER PC PROCESSORS!

COMPATIBLE WITH
ANY STANDARD VIDEO
SIGNAL AND S-VHS!

ProGRAB™ S-VHS 24RT Plus

NEW LOWER PRICES!

The revolutionary S-VHS ProGrab™ 24RT Plus with Teletext is not only the best way to get crisp colour video images into your Amiga, from either live broadcasts or taped recordings, it also costs less than any of its rivals. This real time PAL/SECAM/NTSC* 24-Bit colour frame grabber/digitiser has slashed the price of image grabbing on the Amiga and, at the same time, has received rave reviews for its ease of use and excellent quality results. ProGrab™ has earned honours from just about every Amiga magazine and video magazines too! And... with ProGrab™ you needn't be an expert in Amiga Video Technology, a simple 3 stage operation ensures the right results... **Real Time, after time.**

STAGE 1

Select any video source with S-VHS or composite output. This could be your camcorder, TV with SCART output, satellite receiver, domestic VCR/player or standard TV signal passing through your VCR/player... the choice is yours.

STAGE 2

With ProGrab's software, select an image you wish to capture using the on screen preview window and Grab (because the hardware grabs frames in real time, there's no need for a freeze frame facility on the source device). Once grabbed, simply download and view the full image on your Amiga screen. ProGrab also includes a Teletext viewing and capturing facility from either TV or satellite sources.

STAGE 3

Use the 'grabbed' image with your favourite word processor, DTP or graphics package. ProGrab really does make it that simple!

ProGrab™ 24RT Plus...

- Supports all recent Amigas and is also fully AGA Chipset compatible. You can render images in any Workbench screen mode resolution including HAM8 mode (Amiga RAM permitting).
- Saves and Loads images in IFF/LBM, IFF/LBM24, JPEG, BMP, PCX, and TARGA file formats. ProGrab saves animations as Anim5 files and animations with sound (requires PCMCIA interface and separate sound sampler) as Anim5 + 8SVX files. A range of image processing effects, palette computing routines (AGA only) and dithering methods are featured in ProGrab Version 2.6.x. Photogenics fully supports ProGrab with a custom 'Loader' to enable grabs directly from within the program - this direct input method will save YOU more time when handling large images.

- Software has built in mono and colour animation facilities. Number of frames is dependant on Amiga RAM.
- Release 2.6.x software now includes...
Additional Teletext Facilities - with either terrestrial or satellite TV signals.
Larger Preview Window - double resolution and four times area of previous ProGrab software.
International Support - now compatible with composite PAL, SECAM and NTSC - straight from the box.
Larger Preview Window - double resolution and four times area of previous ProGrab software.

ProGrab™ 24RT Plus costs just £99.95 **LOWER PRICE!**
and is supplied with just about everything you'll need*...

- ProGrab™ 24RT Plus Digitiser
- Latest ProGrab Version 2.6.x Software
- Mains Power Supply Unit
- Parallel Port Connecting Cable
- User Manual
- Input sockets for Composite and S-VHS.

* A video source cable will be required to match your own equipment - ask us for details.
*Standard ProGrab hardware is PAL/SECAM/NTSC compatible. Interface mode options are available with PAL & SECAM only.
ProGrab supports any Amiga with Kickstart 2.04 or later and a minimum of 1.5Mb free RAM.

PCMCIA Interface - A600/1200

ProGrab's optional PCMCIA Interface includes the latest version software and extends performance for serious or professional users - offering the following benefits...

- Faster downloading times (up to FIVE times quicker)
- Improved animation speeds of up to 11fps (mono) and 3.5fps (colour)
- Saving of animations direct to your Amiga's hard drive
- Freeing of your Amiga's parallel port for use by a printer or other peripheral
- Sound sampling and animation capabilities (separate sound sampler required, see right)

PCMCIA Interface **LOWER PRICE! £29.95**

Stereo Sound Sampler

Fantastic high quality 8-Bit Sound Sampler specifically designed for use with the ProGrab 24RT digitiser (PCMCIA Interface is also required).



This Hi-Fi sampler features the same 30MHz A/D convertor used in the ProGrab, maximum frequency is therefore only limited by your Amiga hardware.

Featuring a band width of 40Hz to 20KHz, quality is higher than standard samplers.

Hi-Fi Stereo Sampler **£24.95**

ProTel™ Terrestrial/Satellite Teletext Decoders

Amiga or PC add ons for grabbing terrestrial or satellite TV Teletext pages which don't need a dedicated Teletext TV/Video to operate... required signal is simply the output taken from a standard VCR or a TV that provides a suitable video out signal. Once information has been downloaded, ProTel allows you to view pages instantly... no more waiting whilst your TV searches!

ProTel™ for Amiga Stand alone unit designed to match your Amiga allowing files to be exported as ASCII Text for use in your word processor or saved as IFF graphics for DTP presentations.
ProTel™ Amiga Teletext Decoder **£44.95**

ProTel™ for PC Teletext Decoder - internal ISA PC card.

- Friendly software
- Capture speeds of 1000 pages in 2 mins
- Background tasking • Easy configuration
- Save page files (ASCII, BMP, ProTel formats)
- Native 32bit Windows '95 application
- Requires 386DX PC and 8Mb RAM (12Mb Rec.), Windows '95/3.1 or Workgroup 3.11, VGA display, Mouse and 1 free 8/16bit ISA slot - MINIMUM
- PAL and SECAM

ProTel™ PC Teletext Decoder **£29.95**

THE APPLE ALTERNATIVE

IF YOU'VE REALLY GOT TO BUY A
NEW SYSTEM TODAY...
*the next best thing to your Amiga
could be an Apple Macintosh.*

BUT WHY MACINTOSH?

- Just like your Amiga, all Macs are Motorola based but have had the advantage of PowerPC RISC CPUs for some time... remember, even Pentium PCs in Windows™ systems are still merely CISC processors!
- Like the Amiga, Macs were designed from the outset to be an easy to use system with their windowing environment fully integrated - not bolted on later. And... Macs not only outperform other PC systems, but have recently become very competitively priced too.
- Software: there are over 1800 titles specifically written for PowerPC Macs alone, plus 1000s from pre PowerPC days which are still compatible. Industry standards such as Word, PageStream, Word Perfect, FileMaker Pro, Excel, Quark XPress, Photoshop and many others have been developed for Macs.
- Creativity: Apple still lead the creative world - With 80% market share in colour publishing, most web sites being authored with Macs and post production video editing dominated by the Macintosh - you can see the advantage. *The magazine you are reading now was published using Macs!*
- Internet and Communications: all Macs are Internet Ready - many include built in modems and fax facilities etc. Standards like Netscape & Internet Explorer mean the Net is easily accessed.
- Connectivity and Expandability: all Macs have built in networking and external SCSI connections - adding printers, drives, cameras, scanners etc. really is plug & play!
- Education and Edutainment: Macs offer you the advantage of all the latest software from the likes of Dorling Kindersley, Microsoft etc. to help with the whole family's learning skills.



- Multimedia: Apple is the World's Number 1 Multimedia PC Vendor!
- Recreation and Games: Some of the top selling games are available on the Macintosh these include: Ultimate Doom, MYST, Dark Forces, Rebel Assault II, Descent, Full Throttle and many more!

WANT ONE?

Well, if you really want more performance without paying the earth - and you want it now... contact Harwoods - it may be easier than you think, especially with our finance facilities catering for both business and personal users (*subject to status*).

Why not call and see a range of Apple Products as well as an extensive range of peripherals, accessories and software - our staff will be pleased to assist in your enquiries about Macintosh systems.

Apple Authorised Reseller & Service Provider



gordon **harwood** computers



GH 15TH ANNIVERSARY
1982-1997

We've been providing Commodore products since 1982 and today supply a range of 100% Motorola based systems including Blizzard and Cyberstorm along with video products and other peripherals...

01773 836781

PICK UP THE PHONE AND ORDER TODAY FOR DELIVERY TOMORROW



For your protection all Cards are fully Security Checked

OFFICIAL ORDERS...

We supply Central, Local Government and Education Departments along with Major PLCs

'FAST-FAX'...

on 01773 831040 for a Rapid Response to your Quotation or Order Requirements!

GH
GORDON HARWOOD
COMPUTERS

DEPT AMF/7 • NEW STREET
ALFRETON • DERBYSHIRE
DE55 7BP
Tel: 01773 836781
FAX: 01773 831040
e-mail: info@ghc.co.uk

AT GH WE MAKE EVERYTHING EASY...

PHONE GH...

We welcome all major credit/debit cards with NO TRANSACTION SURCHARGES.

ORDERING BY POST OR FAX...

Please include your Name, Address and preferably daytime and/or evening phone or fax number with your requirements. If using your debit/credit card include its number and valid from/expiry dates (also issue number with Switch cards). Please make cheques (allow 7 days clearance), Drafts or P.O.s payable to... Gordon Harwood Computers Limited.

GH PRICES...

All UK and EC customers - VAT is included at the standard rate of 17.5% to all prices. UK overseas Armed Forces Personnel may be exempt VAT - please ask for details.

DELIVERY...

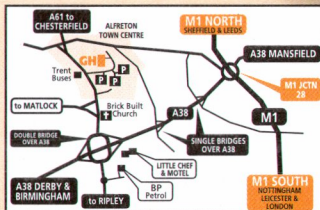
We offer prompt shipment with fully insured express delivery options throughout the UK, Europe and Worldwide at a modest cost. If ordering by mail, please call to confirm the appropriate delivery charges.

GH WARRANTY...

Manufacturers' standard warranties apply, or ask about GH's comprehensive extended options which are always recommended for professional users to minimise costly down time - details available on request.

ALL PRICES INCLUDE VAT

...and are shown for personal users only. Business users please ask for VAT Exclusive prices.



If you prefer, you can collect your Amiga goods from us...

AN EASY DRIVE FROM MOST AREAS,

We're open Monday to Saturday
9.00am until 5.00pm...

PLEASE CALL TO CONFIRM AVAILABILITY BEFORE
MAKING A LONG JOURNEY TO VISIT US.

THE PERFORMANCE OF OUR NEW POWER UP BOARDS WITH POWER PC PROCESSORS!



Cologne Show

Computer

Even though this is my eighth trip to Cologne for the Amiga Show, I never fail to get excited at the prospect of visiting what is certainly the best exhibition in the world. Nothing else comes close. Not the American shows, not the Australian and certainly not the ones we go to in Hammersmith once a year.

It's not even all that expensive. OK, you have to pay for a flight out (about £99 plus tax from Heathrow), but hotel rooms can be had for as little as £20 a night (hostels are cheaper), and because the Deutschmark is doing so poorly against the Pound, your other costs and the prices at the show will all raise a smile.

Obviously it's too late for you to get to this show, but if the Mark remains as weak as it is now (some people are predicting it will because of an influx of immigrant labour from Italy, which now has open

borders with Germany), then you should really save up your pennies for next year's show. The language barrier shouldn't prove too much of a problem, with most of the exhibitors having at least one very good English speaker on their team, but you may want to bring a phrasebook for recalcitrant hotel owners who seem to master only the very basics

... it was generally agreed that the Internet is the main reason the Amiga community is still so vibrant today...



of English – "Visa, Mastercard, Diners, ja". Just get there and it'll be worth your while.

This is why.

Let's start with the non-essentials. Cologne is a

gorgeous town, home to "eau de Cologne" (no, really?), a fragrance you can still buy at the Home of Cologne, 4711. It's not a nice fragrance for those who have grown up with Chanel or Yves Saint Laurent, but your granny will love it, and it's cheap!

Next, and most imposing, is the Cologne Dom (cathedral). This is a fantastic structure which was started in 1200AD and wasn't finished until 1850. Even more amazingly, although Cologne was bombed to bits in the second World War, the Dom didn't take a single hit.

The last thing I want to talk about in relation to the parts of Cologne outside the show are the Brauhauses. These beer halls all sell their own brews in 20cl glasses – a perfect measurement in this beer drinker's opinion, since the beer stays fresh, cold and keeps it head until you've drained it and called



Horizontally left to right: The AmigaSoc team and a very seriously Swedish Amiga journalist – no, seriously, it's Thomas Svenson from *Amiga Info*; Hubert Neumeier and Tobias Abt – the men behind the PicassoV; Alan Redhouse with his packed lunch (it's actually a CD!); Paul Carrington of Vulcan Software is proof that lots of beer isn't always good for you; "Eyes right!", the Amiga Inc. team snap to attention; Near to the madding crowds; Mr & Mrs Bob Scharp – *Amazing's* correspondents for this, their first trip to Cologne; Joe Torre – Amiga user and CD-ROM fan (nudge, nudge, wink, wink); what I spent most of the show doing (apart from drinking); Kermit Woodall of Nova Design looking suitably grave.

for another. It's traditional for all the exhibitors, journalists and other Amiga luminaries to be found at one place or another all weekend (outside show hours of course. During the show you can find us at the bar on the showgrounds – we don't like to move too far).

But even though Cologne is a wonder to behold, what you want to read about is the show itself, nicht wahr?

As usual, Computer '97 took place over three days, Friday November 14, to Sunday 16. And again, as usual, Friday was the quietest day of the show, but also one of the most important as it was on Friday night

that the so-called "Developer Conference" took place. I say "so-called" because it was really for anyone who works in the Amiga industry and is an interested party.

I have little to offer a developer conference apart from kooky ideas, but this really wasn't a conference for programmers or hardware gurus. In it, Jeff Schindler explained at length about where the Amiga had been and where it was going, only, as you might have expected, his crystal ball was somewhat cloudy.

We were able to gather a few salient facts from his speech. The first is that by the time you read this show report, Amiga Inc.'s first budget should have been approved

Continued overleaf ➔




Clockwise from centre top: These tiny boards are the new Pablo and Paloma cards for the Picasso IV; Mick Tinker's Index board; Eyetech's CD³² in a box - a complete AV setup in a briefcase; Duke Nuke'Em being played on an Amiga at the show; inside an A5000; the same machine with a glossy brochure - 10,000 of these were given away at the show and I didn't see a single one on the floor; Bless us, in the name of the father, the son and the holy moley! It's a new Amiga!; Wold Dietrich of phase 5 proudly clutching his newest baby - the Blizzard PPC for the A1200 (you may need your machine in a tower to use it); Brains and brawn - Thomas Dellert shows off his creation while Tony Ianiri looks pleased at the amount of money he'll make from it. **Inset:** Mick Tinker's Boxer motherboard - another new Amiga! This one has Zorro III slots built-in, an '040 as standard and provision for a direct PPC connection. Good times are ahead!

by the men holding the purse strings. This is the biggest and best bit of news, as a company can really start to get things going once it has a budget sorted out.

The second was that there was no announcement of an Amiga to be launched for the Christmas market next year with megapixel 24-bit colour, or 128 channel, 16-bit sound. Amiga Inc. are more interested in developing these technologies and then letting someone else get their hands dirty actually putting them into practice.

This is a Good Thing™ because it means that Amiga Inc. won't have to pay for factory facilities, warehousing, shipping, components and all the other bits and bobs that Commodore, being a computer manufacturer, had to deal with.

Just some of the stuff I was weighted down with at the show.



Instead, Amiga Inc. want to spend all their money on people inventing new and exciting things to put the Amiga back at the forefront of cutting edge technology. And when I say all their money, I don't really mean 100 per cent, because Jeff Schindler was quite happy to tell us all that there would also be a budget for marketing running into "millions of dollars". Sounds good huh? Y'ain't seen nuthin' yet.

I have the strong feeling that 1998 is going to be the year of co-operation for the Amiga, notwithstanding the Warp Up/Power Up squabble, because many of the people I spoke to at the show said that they were engaged in projects with other companies. Village Tronic have decided to release

the whole Picasso96 API to open out the RTG market, so that people can write their own funky stuff for the king of graphics cards. This means that teletext decoders for the Paloma (the Picasso IV's new TV tuner add-on) cannot be far from happening.

Everywhere I turned at the show there were people greeting each other who'd only previously met via email. It was generally agreed that the Internet is the main reason the Amiga community is still so vibrant today, more than you might expect from nearly four years without a home and more than five since the last new machine.

As Cologne shows go this one wasn't as exciting as in years gone by, but there were still some stunning new things to be seen. Let's start with the new Amigas. There was one completely new



Clockwise from top left: Conferences and crowds – Petro Tyschtschenko speaks, Kermit speaks and Jeff Schindler speaks at great length; James Ceraldi of AuroraWorks

showing off *H-Bomb* – a great *Bomberman* game you can even play over the Internet (you'll still need an Amiga with a graphics card to play it though); Turkish TV covering the show for a satellite channel (you may have seen it?); there were two other camera crews interviewing various Amiga luminaries and covering the show for German TV; phase 5's talks about the PPC were always well attended throughout the weekend; "Excuse me, I have a question!" – Ben sticks his oar in; Make room! make room! The Schatztruhe stand was never empty for a minute; Poor old Michael from Cloanto – he was trying to talk about his Amiga Forever project at one of the seminars and people were cheering whenever he mentioned the word 'Amiga' and booing and throwing things whenever he mentioned the PC. In the end it all turned out OK – the shouters left after about half an hour and Michael settled down to give a two-hour discourse on the benefits of trying to emulate your Amiga on a PC.

However, he did point out that you would need a Pentium Pro 300 to be able to get the speed you'd expect from an 25MHz 68030-powered Amiga; the queue of people lined up to speak to Jon Potter, author of *Directory Opus*, or possibly to get his autograph on their manual, disk or, in one case, hand.

Inset: It was no wonder Petro looked so happy! The show was a great success and he hopes to change the name to World of Amiga next year.

machine on display and working on the Amiga International booth, courtesy of DCE and Power Computing. The A5000, as it is known, is a 50MHz '030-based machine, but it seems that its spec may well change to an '040 if certain plans go ahead.

Now that the development back has been broken, so to speak, you will be able to expect Amigas in all sorts of shapes and sizes from this excellent partnership, including the possibility of a purpose-built laptop machine.

There was another new Amiga

on the AII stand in the shape of the Boxer from Index Information and Blittersoft. This board comes as standard with an '040 (the motherboard has been designed so that the '060 is a simple chip replacement upgrade), but wasn't working at the show since it had literally been finished two days before and some of the components weren't available.

The phase 5 stand was extremely busy all weekend with seminars explaining the benefits of the PowerPC and the PowerUp program. Hundreds of people gathered to see the Blizzard PPC for the A1200, a gorgeous board that has been CE tested for use in a tower but isn't guaranteed to work in a standard A1200 (but Wolf Dietrich was fairly sure it would), and the CyberVisionPPC graphics card. Well, actually, that wasn't on

display, but phase 5 did have a Mac on their stand armed with a Permedia 2 graphics card, so they were running a game using that to demonstrate how powerful the Amiga equivalent would be.

Haage and Partner had their usual enormous stand at the show, displaying all their wares including *Art Effect 2.5*, *Storm C* and some of the English products they sell in Germany, like the superb *DrawStudio*. I also had the chance to speak with Jeroen Vermeulen, the author of Haage and Partner's forthcoming Merapi Java project for the Amiga. He said that he hoped to complete this full Java compiler (JIT and true) in the very near future.

Of course, Haage and Partner, phase 5 and Amiga International,

Continued overleaf →

... you will be able to expect Amigas in all sorts of shapes and sizes from this excellent partnership...



Clockwise from top left: Thomas Tavoly left his Amiga calculating keys for the RC564 effort; Vas Shah from Gasteiner showing off his new footballer-style haircut (it's not very nice, that's why we covered it up with the bar!); Jens Schoenfeld - Catweasel creator and slightly sad Trekkie; Paul leSurr, Blittersoft boss and Nicholas Wittchell lookalike; Nicole Gottfried - Amiga International's glamour girl!; Dave Link from HiSoft came on a flying visit with his girlfriend; Mick Tinker looking tired after three days of explaining that the motherboard he was talking about really was a new Amiga; the Micronik stand did a roaring trade all weekend with people buying bits for their tower-based 1200s. Lisa Tullah of Vulcan Software - the

voice of *Uropa 2*; Author of Miami, Holger Kruse, asks Markus Nerdling from Haage & Partner to please not hit him again; yet more people! In total the Computer '97 show had more than 30,000 visitors! **Inset:** Keep 'em coming! The crowds at this show ate more than 40,000 sausages, drank more than 33,000 beers and 47,500 Cokes. In between all that lot, they found the time to buy umpteen upgrades, add-ons and new software titles for their Amigas.

Inc. weren't the only Amiga companies displaying their wares at the show, but were just three of nearly forty stands devoted to the Amiga.

In total, while only about 65% of stands were Amiga specific ones, I would say that probably 85% of the visitors were Amigans. An example of this would be the paucity of people walking out with PCs compared to those willing to part with money for A1200s.

Cologne is always the place where European companies show off new projects, including ones

that aren't quite finished yet, like:

- Titan Computer's excellent Goo clone called Elastic Dreams which was manipulating pixels like nobody's business on a PowerPC;
- ACT Albrecht's Prelude soundcard, now in a slightly updated version with new tools to give the Amiga 16-bit sampling and playback capabilities;
- Eagle's complete Linux implementation for the Amiga;
- Oberland's latest version of Reflections (still not in English, perhaps by summer 98), with a smashing demo by Tobias Richter running constantly on the stand;
- Irseesoft showing off *TurboPrint 6* with the best-looking printouts I have ever seen;
- Schatztruhe doing a roaring trade in their newly released *CygnusEd 4* (reviewed page 66) and *Turbocalc 5* (reviewed page 64).

There were lots of great products that were on sale or being demonstrated at the show. Suffice it to say that Computer '97 was a great show for all things Amiga.

Amiga International hopes to increase the size of the show for next year and rename it to World of Amiga '98. I'll leave the last word to a very happy Petro Tyschtschenko:

"I am so pleased to see so many Amiga fans here this year.

We are so pleased that it has gone so well. This has been the best show for me ever!"

...while only about 65% of stands were Amiga ones, I would say that probably 85% of the visitors were Amigans.



NEW DiskMAGIC MediaMAGIC MaxonMAGIC

Magic PACK

Your three wishes have just come true!

Now you can buy these three top Amiga packages at an unbeatable price!

ONLY £59

NORMAL PRICE OF PACKS COMBINED £119⁹⁵

SAVE OVER £60

"A raytracer that simply gets better by leaps and bounds. It has already overtaken Imagine."

Cinema4D CD EDITION

MODEL RAYTRACE ANIMATE

NEW

£199⁹⁵

UPGRADE FROM CINEMA 4D V2 **£69**
UPGRADE FROM CINEMA 4D V3 **£29**
CROSSGRADE TO MAC/PC C4D **£299**

(Cinema4D V3 floppy disk version still available @ £169⁹⁵)

16-bit SOUNDPROBE

The total sampling solution for your Amiga!

The truly amazing Soundprobe sampling software is compatible with many different brands of 8-bit and 16-bit samplers, including Aura-16, Clarity-16, Megalosound, DSS8+ and Technosound Turbo 1 & 2. Soundprobe will output in up to 12-bit resolution through your Amiga, or in up to 16-bit resolution through sampler hardware like Aura-16. Either way, you can always expect high quality results when recording back to tape. Dozens of processing and professional sound enhancement functions are built in, and more can be added easily as plug-in modules.

No, your eyes are not deceiving you—that really is an Amiga Style Guide compliant user interface!

Why settle for less, move on up to Soundprobe today!

£24⁹⁵

Squirrel ZIP

ZIP100 PACK

- Zip Drive and one 100MB cart.
- 25-way to 25-way SCSI lead.
- HiSOFT Zip Tools software.
- Amiga specific manual.

£149⁹⁵

DEAD EASY TO INSTALL
EVEN EASIER TO USE

Add a Squirrel SCSI interface for £35 Add a Surf Squirrel for £70

ZIP100GOLD PACK

Everything in the ZIP100 Pack, plus another SCSI lead of your choice (e.g. 25-50 way) and two more 100MB carts **£179⁹⁵**

NEW 16 bit AURA

NOW SAMPLES IN TRUE 16-BIT STEREO

"Arguably the best currently available sampler."

Connects to your PCMCIA slot. Includes the total sampling solution for your Amiga—the powerful, flexible and easy-to-use Soundprobe software.

£99⁹⁵

£25 BUY-BACK OFFER — WE WILL PAY YOU £25 FOR YOUR OLD AURA-8 OR AURA-12

Design WORKS

Why pay more for page design software when DesignWorks is unbeatable value for money! DesignWorks contains powerful and unrivalled features, including built-in JPEG bitmap import, multiple undo and redo levels, EPS import and export, proper multiple drawing layers, plus a fully-featured, powerful macro language. DesignWorks will load and print Amiga Compugraphic fonts and can print the standard PostScript fonts built into your printer. These features, combined with multiple document support, multi-page images for poster printing and a low, low price make DesignWorks a bargain not to be missed!

£19⁹⁵

Blizzard 1230 MKIV

- Blizzard 1230-IV (0MB, 50MHz 68030 & MMU, 32-bit fast ram expandable up to 128/256MB) **£99⁹⁵**
- Blizzard 1230-IV 4MB (as above, 4MB SIMM fitted) **£119⁹⁵**
- Blizzard 1230-IV 8MB (as above, 8MB SIMM fitted) **£139⁹⁵**
- Blizzard 1230-IV 16MB (as above, 16MB SIMM fitted) **£169⁹⁵**
- Blizzard 1230-IV 32MB (as above, 32MB SIMM fitted) **£229⁹⁵**
- 50MHz FPU (when purchased with a 1230-IV) **£29⁹⁵**

The Blizzard 1230 MKIV is the highest performing expansion you can buy for your A1200, and we can now offer it with a range of options to give you maximum choice—whichever way you go, you can be assured of top quality, fully warranted products with complete after-sales service from HiSOFT.

BLIZZARDGOLD PACK

- Blizzard 1230-IV 8MB (with 50MHz FPU and fast 60ns 8MB SIMM fitted, expandable up to 128/256MB) plus a Surf Squirrel interface **£229⁹⁵**

NET&WEB

Get yourself connected to the information superhighway with one of our easy-to-install-and-use Internet packs!

Net&Web Pack (33.6bps fax-modem, all leads, easy install program, free 30-day trial internet account — software includes ftp, email, usenet and iBrowse web browser) **£99⁹⁵**

Net&Webplus Pack (everything listed above, plus TermiteTCP for full PPP server support and our award-winning Amiga Surfin' book) **£129⁹⁵**

Net&Web56 Pack (featuring a superfast 56K fax-modem plus all the software/extras in the Net&Web and Net&Webplus Packs) **£149⁹⁵**

Squirrel INTERFACES

Squirrel interfaces are fast, reliable and expandable — you can add up to SEVEN SCSI devices. Add to that Surf Squirrel's superfast serial port and you have the perfect peripheral for your PCMCIA slot.

CLASSIC SQUIRREL £69.95
SURF SQUIRREL £99.95
CLASSIC TO SURF U/G £59.95

CALL FOR THE LATEST PRICES ON OUR TERRIFIC ALL-IN CD-ROM PACKS, STARTING FROM £99⁹⁵

"Ingenious ... cheap ... excellent ... If it hadn't been for the Squirrel, we could never have taken the bold decision to launch the world's first covermounted CD."

THE Whippet

UP TO 400% FASTER THAN THE STANDARD AMIGA SERIAL PORT

The Whippet connects to your PCMCIA port and provides you with an additional, fully-buffered, ultra high speed serial port. Data transfers with The Whippet are guaranteed to be much faster, much safer, and much more reliable than when using the standard Amiga serial port. The Whippet really comes into its own when surfing the Internet. High speed drivers allow the use of web browsers, ftp clients, email clients, usenet readers and other Internet tools, all at the same time without any loss of data! The Whippet is guaranteed to be compatible with all Amiga comms, networking and Internet software.

£49⁹⁵

Squirrel CDR

"It's the only way we are able to bring you a monthly CD and remain sane."

NEW BURN YOUR OWN COMPACT DISCS

SquirrelCDR GT (external drive, MakeCD, two gold disks) **£379⁹⁵**
SquirrelCDR i (internal drive, MakeCD, two gold disks) **£339⁹⁵**
SquirrelCDR XL (external drive, MakeCD, Surf Squirrel, two gold disks) **£449⁹⁵**
MakeCD (full commercial version, no restrictions) **£39.95**

iBrowse £29⁹⁵	Web Explosion Graphics 2CD .. £44⁹⁵
Termite TCP £29⁹⁵	Twist 2 Database £69⁹⁵
Aura 8 £34⁹⁵	Devpac 3 06i £49⁹⁵
Megalosound £34⁹⁵	HiSOFT BASIC 2 £49⁹⁵
Clarity 16 £129⁹⁵	HighSpeed Pascal £69⁹⁵
ProMIDI interface £24⁹⁵	HiSOFT C++ Lite £79⁹⁵
SMD-100 MPEG decoder £169⁹⁵	HiSOFT C++ Developer £169⁹⁵
SMD-100C standalone MPEG decoder £279⁹⁵	Pro Flight Simulator £14⁹⁵
Surfin' BOOK £6⁹⁹	Studio II Printer Software £49⁹⁵
First Steps Amiga BOOK £6⁹⁹	Pack of 5 Gold Disks £12⁹⁵
Making the Most of MIDI BOOK £14⁹⁵	Amiga Assembler BOOK £9⁹⁵

CALL FOR THE LATEST PRICES ON OUR TERRIFIC ALL-IN CD-ROM PACKS

HiSOFT TO ORDER CALL 0500 223 660

Call free (within the UK) to order any HiSoft product, using your credit/debit card. We accept all major cards at no extra charge. Carriage is £3 for s/w, £4 for h/w, or £6 for guaranteed next day delivery (for goods in stock). All prices include UK VAT. Call, fax or email for export prices. We also accept cheques, POs and official purchase orders. © HiSOFT 1997. E&OE.

ORDER ONLINE www.hisoft.co.uk

The Old School, Greenfield, Bedford MK45 5DE, UK
tel +44 (0) 1525 718181 • fax +44 (0) 1525 713716
www.hisoft.co.uk • www.cinema4d.com

Zorro Slots

Simon N Goodwin explains Amiga hardware expansion slots and adds a bargain Zorro slot to any Amiga 500 or A1000!

Zorro is the Amiga's expansion bus, similar to ISA on PC clones or Apple's NuBus. It's named after the second Amiga prototype and derived from the Amiga 1000 expansion connector. Zorro slots are standard on 'big box' A2000, A3000 and A4000 Amigas and they can be added to the more 'mass market' Amigas like the A500 and A1200.

Hundreds of different Zorro boards are available new or second-hand. These include memory expansions, graphics and sound boards, network adaptors, fast-drive controllers, co-processors and interfaces of all kinds. The range and compatibility of Zorro cards are the Amiga's strengths, bolstered by a clearly-defined, public, standard. And it's a


“Zorro is a sophisticated bus which allows lots of cards with a mix of speeds and capabilities to co-exist.”

standard which your old A500 can interface to with relative ease.

Zorro is a sophisticated bus which allows lots of cards with a mix of speeds and capabilities to co-exist. Boards are automatically configured to share resources, with no need to fiddle with 'jumper' connectors to stop them competing for signals, which is the bane of PC users. Zorro cards can be 'bus masters', taking total control for top performance, or slaves, sending 'interrupts' when they need attention.

The only machines that lack the potential for Zorro expansion are the CDTV, A600 and CD32. These could be extended to support Zorro because the software and basic signals are all available internally. However, it's not an easy job as these systems were designed as sealed, one-piece units. Later, we'll show how A1000 and A500 computers can gain Zorro compatibility.

If you're serious about expanding your Amiga, the big box models are designed for the job, with extra power and signal buffering and slots just



Equip your A500 with a Zorro slot! For under a fiver, you could make yourself a sleek and sexy expansion slot like the one shown here.

waiting for you to plug something into them. But if all you have is an old A1000 or A500 you can still access the majority of Zorro cards with a fairly simple 'hardware hack'.

If you don't know how to solder then your options are limited. Several firms make Zorro expansion towers for the A1200, although not all support the superior Zorro 3 standard.

Commercial Zorro 2 expansion units for 16-bit Amigas are no longer manufactured. You may find a two slot 'Slingshot' expander, or the older but more versatile 'Bodega Bay' unit by shopping around in the Amiga second-hand market, though a big box Amiga might be a neater solution.

ZORRO SLOTS

All Zorro expansion boards or 'cards' plug into a 100-way socket with 50 connections on each side, spaced one tenth of an inch apart. These connections carry digital data, addresses and control signals. They include the main signals from the processor and others specifically for Zorro. Many supply low voltage power to the card and return it via 'ground' lines.

The original Zorro cards expanded upon the 86-pin expansion connector on the side of the first production Amiga, the A1000. The A2000 includes a similar internal connector, renamed the co-processor connector. This intercepts all memory accesses before they are buffered for the main Zorro expansion 'backplane' slots.

Zorro boards are the same size as PC full-length ISA cards, but the Zorro connector is at the other end of the card, away from the back panel.

This foresightedness means that a typical Amiga slot can accept a Zorro card, a PC ISA card, or a 'Bridge board', linking the two together.

BRIDGE BOARDS

Despite the name, Industry Standard Architecture or ISA cards have been periodically re-specified. The first were limited to eight-bit data and 20-bit addressing through a 62-way connector. ISA later grew to 16-bit data and 24-bit addressing, matching Zorro 2, by grafting a second 36-way connector in line with the first.

Cards made in the last decade usually plug into both connectors, although they may not use the 16-bit mode fully. For example, most '16-bit' PC sound cards transfer just eight bits at a time, and IDE drives use a mixture of eight-bit control and 16-bit data signals. Cards often skip connections to signals they won't use.

Amiga ISA slots are connected together and to the power supply but not to the Amiga processor, so they're useless without extra connections.

Usually this means a Commodore or Golden Gate bridge board. You could drive simple boards like MIDI players and internal modems from another Amiga port, such as the serial connector, if you could manage to find obscure ISA board specifications.

VIDEO SLOTS

Not all Zorro slots have adjacent ISA connectors. The A2000 has four, the A3000 has only two, enough for a bridge board and PC graphics card but no more, and the A4000 has three. The A3000 and A4000 have a connector called the video expansion slot instead of the ISA in one of their slots. It's offset on an A2000, which is why Picasso IV graphics cards come with snap-out adaptors and flying cables.

The video slot supplies motherboard signals which are not normally available from Zorro, like sound, analogue and digital video and


```
New Shell process 8
> showboards

ShowBoards V 1.3 (15-Aug-97)
boards.library 2.15 (3-Oct-97) ©1996-97 by Torsten Bach
email: lsi@berlin.snafu.de
```

Nr	Manufacturer	Product	Address	Size
1	Phase 5 Digital Products	CyberSCSI/Blizzard 1220	500E90000	64k
	ManufacturerID	ProductID	Flags	Type
	8512	12	500	SD1
2	BSC	Multiface III	500EA0000	64k
	ManufacturerID	ProductID	Flags	Type
	2092	18	500	SC1
3	Individual Computers	Buddha IDE / Catweasel	500EB0000	64k
	ManufacturerID	ProductID	Flags	Type
	4626	42	500	SD1
4	Commodore (West Chester)	A 4091 SCSI	540000000	16M
	ManufacturerID	ProductID	Flags	Type
	514	84	500	590

Details revealed by the ShowBoards Shell command.

control signals, which are otherwise confined to external ports.

Video Toasters are classic Amiga video port peripherals, but they can also accommodate flicker fixers, modulators, scan rate converters, genlocks and other multimedia magic.

Like the ISA socket, the video connector has been expanded since its introduction. The first model had one 36-way connector largely duplicating the 23-pin external video port. Most A2000s and all A3000s have a second connector in line with the first, providing more control signals and all twelve bits of raw digital video. The others supply four bits for ancient 16-colour monitors.

A4000s go further with 24-bit AGA graphics, expanding the second connector from 36 to 54 pins. My A4000 in a MicroniK tower case has seven Zorro 3 slots, five ISA sets and two video connectors, a common tower bonus. Similar expansion is available for the A1200, but requires extra motherboard connections to bring the video slots to life.

ZORRO PRINCIPLES

Each Zorro slot is unique, unlike PC ISA slots which are wired in parallel, sharing signals. Most Zorro slot signals are identical, as any card should work in any slot, but some are reserved so individual slots can be selected or can signal the rest of the system uniquely.

These slot-specific signals are handled by a Commodore chip called Buster, short for Bus Terminator. Buster arbitrates between cards when several demand access at the same time. It also buffers and boosts signals and switches between Zorro 2 and Zorro 3 when it is necessary to do so.

The Amiga decides where the board should go and allocates resources dynamically to avoid any risk of a clash.

Three versions of Buster appear in Zorro 3 systems. Rev 7 was fitted on original A3000s and Rev 9 disgraced early A4000s. Rev 11 supports Zorro 3 bus master cards, Multiple Transfer Cycles and QuickVector interrupts. This suits high-performance cards like the A4091, CyberVision 64, FastLane Z3 and Silicon Studio.

Upgrade may also improve performance on cards that do not absolutely require the latest Buster. Even Rev 11 is not as fast as the specs permit, and requires careful programming to avoid the risk of deadlock when several boards demand control at once.

It will be interesting to compare new bus controllers from MicroniK and others with the Commodore originals.

The Buster upgrade is a plug-in replacement, except on some A4000s

ZORRO LIMITS

Designer Dave Haynie reckons the upper limit for current Zorro 3 designs is about 100Mb per second, similar to the speed of Intel's PCI interface. To surpass that, AI must trim the published timings, which were tight by 1989 standards but nothing special today.

Zorro 3 still has advantages over PCI. It's an asynchronous bus which means it goes at the speed of any pair of communicating devices, rather than at a fixed speed governed by a master clock signal. This means you could have more slots and more variety in implementations.

It's backwards-compatible with Zorro 2. Not only can you fit old cards in a new system, you can mix Zorro 2 and Zorro 3 cards with the system automatically sharing the bus, switching between modes from one cycle to the next.

Zorro 3 supports QuickVector interrupts so each card can have its own interrupt handlers, called directly when the board issues the appropriate signals. This 'hardware arbitration' is much faster than the fallback of polling, where each interrupt starts a program that asks boards in turn which one needs attention.

QuickVector software support was patched out of later versions of Amiga OS by Commodore at the last moment to hide an A4091 design fault, but they work fine on Commodore 68030 and 68040 hardware. Some accelerator makers, such as phase 5 and MacroSystem US haven't implemented QuickVectors, even though the standard was published in 1991.

with Buster short-sightedly surface-mounted and difficult to change without special tools. If you upgrade one of these it's best to have a socket fitted, rather than just soldering a new chip into the space. This will let you take advantage of future Buster upgrades which could boost the performance of any existing cards.

AUTOCONFIG

The key feature of Zorro, from the user's point of view, is 'AutoConfig', Commodore's trademark for Automatic Configuration. This dynamically assigns signals and memory space to each card, avoiding clashes, and associates software with the card, making it accessible in standard ways.

This software may be pre-programmed on the card or loaded from the SYS:Expansion directory when startup encounters the BindDrivers command. Most network and disk controller cards have code on-board so you can boot directly from the drives they control, although this makes them slightly more expensive. Cheaper cards have drivers loaded from disk, easing software upgrades. GVP's I/O Extender has space for a driver ROM, which is not currently used.

It's hard to appreciate just how important and clever AutoConfig is unless you've used lesser systems which, despite 'plug and play' claims, require a considerable amount of hardware adjustment to get combinations of cards to work in harmony. Some card combinations will never work.

In principle, AutoConfig is simple. Every board contains a small memory

ZORRO FAMILY VALUES

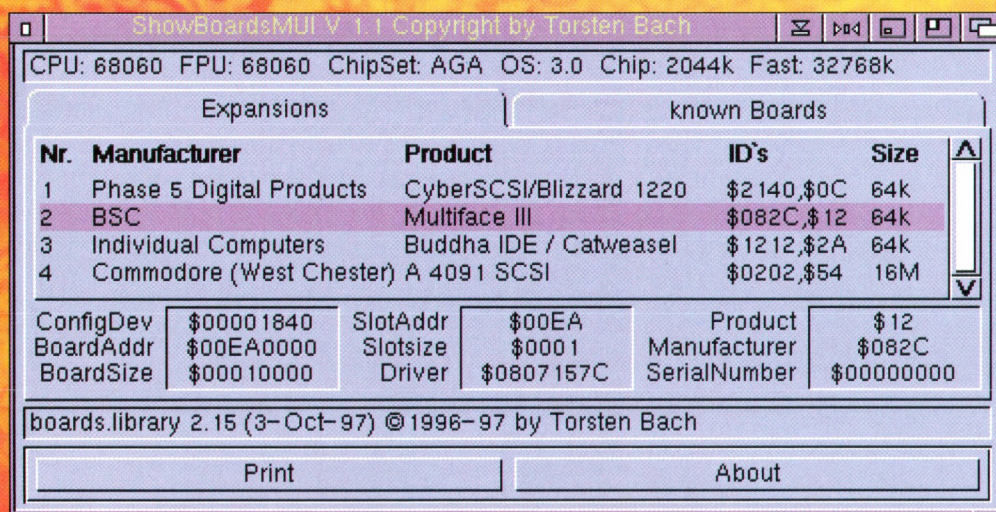
The Zorro connector has never changed but the assignment of signals varies. Two versions of Zorro are in common use.

Zorro 2 allows 16-bit data and 24-bit addressing, like later ISA slots. It runs at the same speed as the memory bus in early Amigas, up to 3.6 megabytes a second, as each two byte transfer takes four cycles of the 7.1 MHz clock. Unlike ISA, it supports automatic configuration and can distinguish between cards on a backplane.

Zorro 3 is the modern equivalent, with all of the Zorro 2 features, plus 32-bit data and addressing like PCI. Further extensions speed up data transfers, interrupts and resource sharing within the system.

The 200-pin CPU connector in the A3000 and A4000 includes a set of Zorro 3 signals, so processor accelerators can appear in the expansion list and add memory to the system automatically. Unfortunately, some A3000 sockets lack connections for interrupt signals. These must be added to support cards with built-in disk controllers, like the Warp Engine and CyberSCSI.

Continued overleaf →



ShowBoards for MUI has a neat Workbench interface.

that records its type and requirements. Code numbers identify manufacturer, product type and optional serial number. These appear in the Workbench 3 Early Startup menu, shown if you hold down both mouse buttons after turning on the Amiga.

The numbers also associate boards with drivers in the Storage directory. Programs like SYS:Tools/ShowConfig and ShowBoards (on our CD) use these codes to identify boards by their name and description.

Zorro cards also signal the memory space they need – but not the location – from 64K to 8 megabytes for Zorro 2, and up to a gigabyte for Zorro 3 cards. When the board is configured, the system allocates space and tells the card where to appear in memory. The card must remember this and other details, like interrupt vectors, which are allocated by the system.

Boards can be 'shut up' temporarily for test purposes, disappearing from the system, although still physically connected. There is no need for PC-style configuration jumpers. The Amiga decides where the board should go and allocates resources dynamically to avoid any risk of a clash. It can automatically link RAM into the system lists, sensing the size in half-megabyte steps, or run code from the card's ROM to perform other initialisation.

ZORRO GAPS

Zorro is good but not perfect. Zorro 2 may hit problems when several cards compete for mastery. This can cause 'bus starvation', where one blocks access for others. Zorro 3 reduces this risk with improved logic to share cycles fairly, but badly-behaved masters can still strangle one another.

Unlike its predecessor, Zorro 3 is a multiplexed bus, which means that the purpose of connections can vary with circumstances. This was necessary to extend Zorro 2 for 32-bit addressing and 32-bit transfers on the old 100-pin connector. Lines previously reserved

for addressing had to be assigned to data. Multiplexing limits speed as the full address must be received and stored by the card before the signals can be re-used for data.

To get around this, Zorro 3 supports Multiple Transfer Cycles, like the burst mode used in RAM sub-systems. This boosts transfers of several nearby data values.

The full 32-bit address is only needed for the first word. After that, nearby words can be accessed by sending just their offset, using a modern Buster chip and a small group of dedicated signals.

Zorro 2 cards are more closely tied into the system than Zorro 3. They can spy on transfers inside the computer, keeping track of custom chip changes.

For example, Action Replay lets you snapshot or tweak your system at any time. This is impossible with Zorro 3 as the cards are unaware of accesses that bypass their own memory space. Action Replay also uses the Zorro 2 facility to generate 'non-maskable' interrupts which cannot be disabled by software.

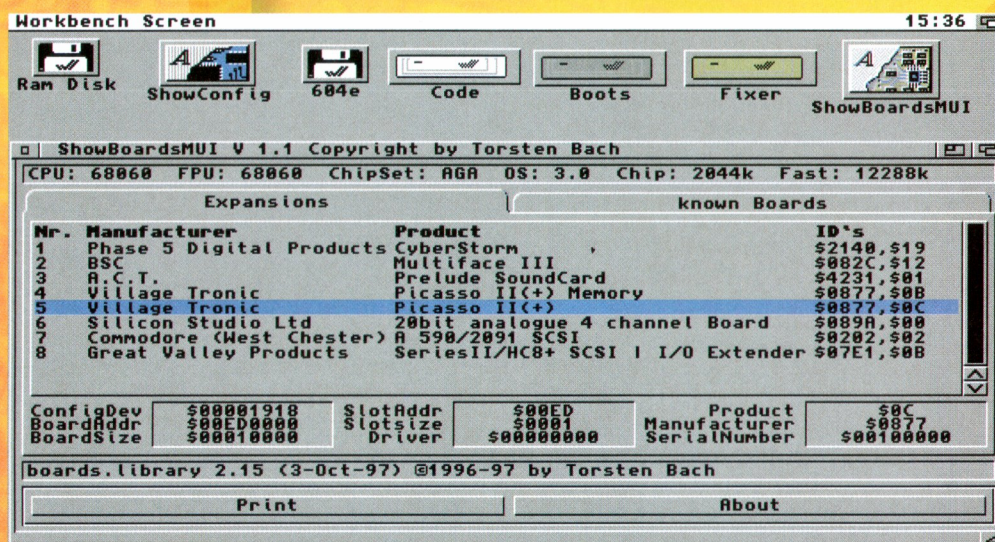
Zorro 3 has no equivalent, which wouldn't be a problem if programmers stuck to Commodore's guidelines and avoided disabling interrupts for long periods. However, some major releases flout this rule, disrupting serial ports and other systems.

Zorro 4 should restore Non Maskable Interrupts with appropriate warnings for programmers, and squeeze the timings so new cards can surpass PCI speeds. The maximum current required for signals from each card should also be reduced slightly.

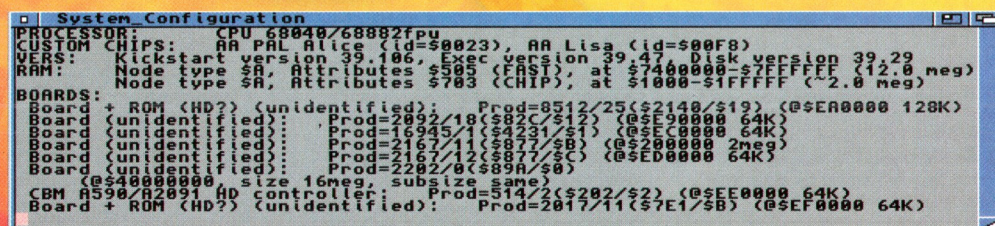
Zorro signals must supply up to 64 mA each, enough to light up a Christmas Tree, and rather more than most modern FPGA semi-custom chips can deliver. This benefits reliability and expansion potential but makes it difficult to design boards with all-in-one control chips as it requires extra buffers to boost the signals.

Zorro 3 is pretty good already, when it is fully implemented. Current implementations could be boosted further without the need for a brand new standard.

The asynchronous design makes incremental changes much easier than with synchronous buses like Zorro 2, ISA or PCI.



Eight 'boards' (Picasso configures as two) and STILL one vacant slot in Simon's Micronik tower!



Commodore's ShowConfig only identifies their own A2091 board by name, and even then can't tell it from an A590, with the same Config codes.

How to build your own zorro

Those of you with older Amigas may be surprised and delighted to know the 86-way connector on the side of your machine contains most of the Zorro 2 signals. You may be more surprised and delighted to know that this port can be turned into a simple, single-slot Zorro expansion with just a handful of cheap components and a steady hand on the soldering iron. It lacks a few signals that would be present on a real Zorro backplane and is less robust, but it works!

This project is easy to build, with only one chip and no soldering to sensitive components, but you need to be able to work methodically. If you can't solder, give this a miss. We cannot take responsibility if you mess things up, and if you do connect the wires wrongly then you risk breaking whatever card you may try to attach.

Hacks along these lines appear in Aminet's hard/hack directory and on our CD. Our information came from official Commodore documents. Zorro 2 specifications are in the *Amiga Hardware Reference Manuals*, published by Addison Wesley. The third edition covers Zorro 3.

The A500/A2000 Technical Reference Manual includes hardware, firmware and software details for Zorro 2, plus backplane and card examples. Commodore's A4000 Hardware Developer Notes have a Zorro 3 sample design, video and 200-pin slot details. Developers can get these direct from Amiga International.

Joe Pellegrino's 2000 slot project uses two connectors, one chip and a ribbon cable. This will get an A1000 running Commodore and GVP RAM and disk controllers, as well as Supra RAM and modem cards. Joe can supply a kit of parts to readers in the USA. This hack is very sensitive to cable length – he had to shorten the cable to make GVP's series 2 hard drive interface work.

Gabriele Peterle's simple Zorro 2 slot is little more than a socket, leaving the original 86-way connector free, allowing him to use an A500 RAM and HD expansion alongside Picasso 2 Zorro graphics.

It does lack the 7 MHz clock signal which some cards require, and

involves soldering to the A500 expansion. This gets signals neatly from one side to the other, but risks damage to existing equipment.

The AF Zorro adaptor has been tested with ACT's Prelude sound card, Emplant Deluxe, BSC's Multiface 3 and Tandem IDE, MacroSystems VLAB digitiser, and ASDG's LANrover Ethernet card.

“The more hardware you add to your A500 or A1000, the more likely that you'll need to augment the power supply.”

Please remember that this is a hack. It works for us and for others, but your mileage may vary. A real Zorro Amiga is the safest bet if you simply must have a particular board working.

OVERVIEW

The 86-way connector on the side of the Amiga corresponds closely to the first 86 pins on a Zorro slot, only upside down. Pin 1 is at the top, nearest the back of the computer, whereas it's at the bottom on the Zorro socket. The simplest way to join the connectors is to solder even numbered pins from one connector to the other, and add wires from the top row on the 86-way to the bottom row on the Zorro socket.

The card then plugs into the Zorro connector with components facing down, looking inelegant but working fine. You'll probably want to improvise

a case in order to reduce the risk of any short circuits.

The scarcest components are the 86 and 100-way edge sockets. Similar parts appear in other computers, but Amiga ones are longer. You can get Zorro slots from Paxtron in New York, and both are available in Germany from Simons Electronic, but they refuse mail order outside Germany. If you find a UK supplier, please let us know!

Gabriele improvised a Zorro slot by pulling two 62-way sockets from a scrapped IBM backplane and then cutting and joining them to make one 100-way connector. Two ZX Spectrum edge connectors could serve similarly, with less wastage, or you could get a 50 way and a 36-way connector from Maplins for a mere £1.85 (page 435 of the latest catalogue).


If you do opt for this approach, the real difficulty is getting the pitch spacing correct, but a vice and a small hacksaw will have the ends off in no time. Be sure to use a strong epoxy glue to securely join the bits together.

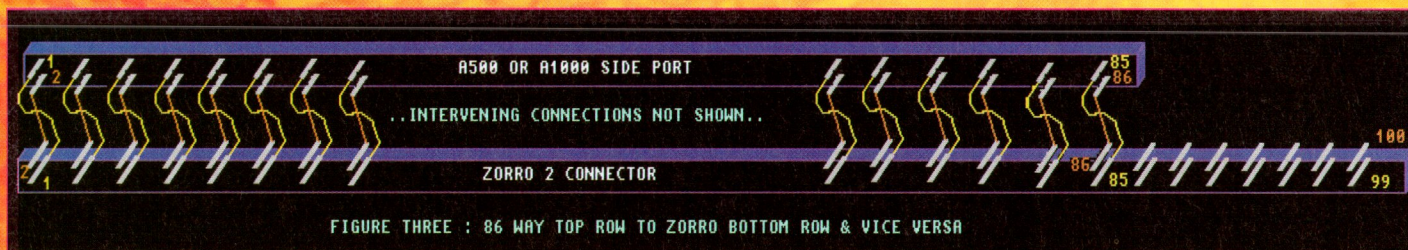
CONSTRUCTION

Wires feed signals to high-numbered Zorro pins with no equivalent on the 86-way connector. Fit these first. Figure 1 shows the wires for Reset and Data Output Enable signals. Solder these close to the 100-way connector, from pins 53 to 94 for reset, and 5 to 93 for DOE. Label the connectors to avoid miscounting pins. Pin 1 is at the top of the 86-way connector and pin 2 is at the

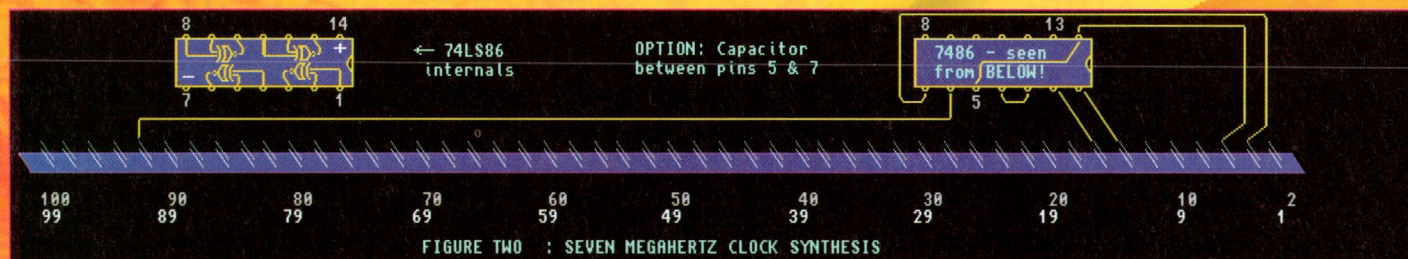
Continued overleaf →

Oooh it does look gruesome in close up. The underside of the DIP socket shows the connections that are required – it's best to do these first.

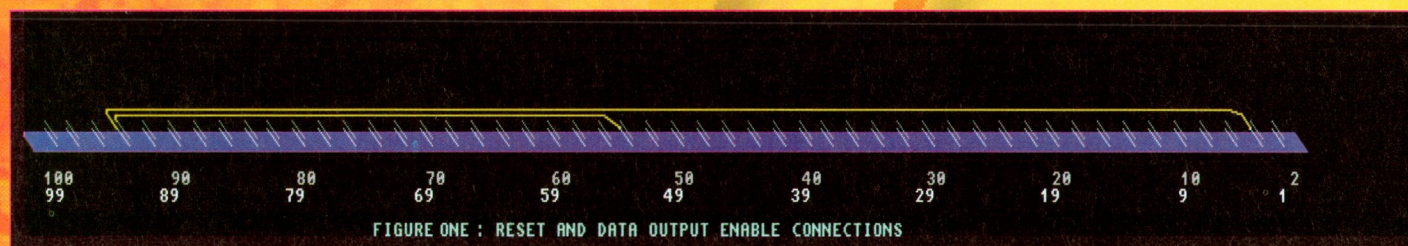




There is a whole lot of soldering to be done here. The top row of pins need on the 86-way connector need to be connected to the bottom row of pins on the 100-way and vice-versa. It would be a good idea to mark some numbers on the ends before you start.



The logic chip connections should be made to the pins of the DIP socket. It is quite simple to connect the socket to the connectors, but make sure you put the chip in the right way round!



Finally a few connections have to be made to put the reset line and clock signal in the right place. These are simple links and should pose no significant problem. Now remember to test all the links before you continue.

← top of the Zorro one. Double-check before and after each connection as they're hard to alter later.

CHIPPING IN

Next you need one common logic chip, a 7486, widely available from electronics suppliers for about 50p. This TTL chip contains four two-input Exclusive OR gates. Variants are distinguished by letters in the name. The original 7486 is obsolete, 74LS86 is the low power equivalent and 74F86 is a more modern, faster version.

Any of those will do, and most others with 74 at the start and 86 at the end, such as 74S86, 74L86, and 74ALS86. Avoid parts with HC inside the number, and make sure yours is the DIP (dual in-line pin) package with legs to fit a socket, rather than a fiddly 'surface mount' version.

Figure 2 shows the connections between the adaptor and the 7486. This combines two signals from pins 14 and 16 on the computer edge connector to generate 7 MHz pulses at Zorro pin 92. Two more wires supply power.


Table 2 lists connections by Zorro and chip pin numbers. Figure 2 shows the chip from below as it's easiest to connect up that way. After soldering, stick the chip socket to the Zorro connector. Don't plug in the chip until you've checked your soldering. Make sure you get it the right way round. Wires to Zorro pins 14 and 16 should be nearest the notched end of the chip.

The last component is optional but recommended. A small capacitor, connected between the power supply pins close to the chip, acts as a reservoir which will help to smooth out any local fluctuations.

Suitable capacitances range from 10 nF to 470 nF (aka 10,000 pF to 0.47 µF). The exact value does not matter. I soldered this between pins 5 and 7 under the chip socket, using the remainder of one leg of the capacitor to connect pin 5 to pin 14, the positive supply, as photographed.

LOADSA WIRES

Now take the 86-way connector and solder a 25mm flexible wire to each odd numbered pin. Prepare 43



short wires, stripped and tinned at each end, and solder them to the back of the socket, avoiding shorts between adjacent pins. Later, these wires will fold between the even-numbered connections, down to the bottom row of Zorro pins.

The next step is to solder even-numbered pins directly between the two connectors. I used a big lump of BluTac to hold the 86-way socket about 5mm higher than the Zorro one, so the top row of pins of the Zorro connector just touched the bottom row from the Amiga socket. Don't overlap the pins as that reduces the space for the wires that must cross to the other side, and the Zorro socket ends up too near the edge of the A500 to fit properly.

When they're lined up nicely, solder all 43 pins between the two connectors. This is the main mechanical link and will be hard to access later, so check each connection is solid and not shorted to its neighbour before you move on to the next. You've now done 70 per cent of the soldering. Phew!

The final step is fiddly. Feed the short wires from the top row of the A500/A1000 connector between the linked pins in the lower row, down to the bottom row on the Zorro socket. Solder them up, carefully.

TESTING

Now test your work before you plug anything into it. Use an Ohmmeter to check for shorts between all pairs of pins on the 86-way connector. Analogue meters and continuity testers respond faster than digital multimeters.

Move the test probes one at a time, leapfrogging along the row. Check pins 1 and 3, move the probe from pin 1 to pin 5, check again, then move the other one from 3 to 7, and so on. Then repeat the process for the other, even-numbered side, eliminating any short circuits. You will probably find some between adjacent pins unless your soldering was particularly neat.

A single short could spell disaster for your board or your Amiga, so don't skimp on these tests.

Next, check the links between the two connectors. Work your way along the pins from 1 to 86, again moving one probe at a time. Each pin should be

Although it looks a jumble, all these wires do end up in the right place. The long yellow wire clearly visible here is the clock line mentioned in the text.

TABLE 1: ADAPTOR COMPONENTS

74LS86 Quad EOR gate	Maplin YF36P
47 nF decoupling capacitor	Maplin YR74R
14 pin DIL socket	Maplin BL18U
0.1" pitch double sided PCB edge connectors: 1x 100 Way , 1x86 Way - see text	
Maplins: Tel: 01702 554000, Fax: 01702 554001, web: www.maplin.co.uk	
Paxtron: Tel: 001 914-5786522, Fax: 001 914-5786550, E-mail: paxtroncorp@rknet.com, web: www.paxtron.com	

TABLE 2: CHIP CONNECTIONS

7486	Zorro	Purpose
1	14	C1 clock in
2	16	C3 clock in
6	92	7 MHz out
7	4	Ground
14	6	+ 5 volts
ALSO link pin 3 to pin 4 of the chip, and pin 5 to pin 14.		

connected to the corresponding one on the other connector, but not to any neighbour. Move the probes on each connector alternately, looking for closed and then open circuits as you check opposite and adjacent pairs.

Remember that the top row of each socket must connect to the bottom row of the other. Correct any mistakes you

Cards may autoconfigure several times, filling the configuration memory space. This shouldn't stop them from working on a single-slot expansion, but indicates marginal timing or signal strength. Extra ground connections to Zorro pins 87, 88, 89, 90, 99 and 100 or a better power supply may help.

The more hardware you add to your A500 or A1000, the more likely that you'll need to augment the power supply. We used standard A500 supplies with all the boards listed, but only one at a time. Extra drives and internal expansion add to the load, and fully-expanded systems need a stronger supply.

“It's hard to appreciate just how important and clever AutoConfig is, unless you've used lesser systems...”

find, whether open or short circuits.

Inspect your work one last time by eye, then plug in the computer on one side, the card on the other. Switch on and run ShowBoards or ShowConfig to check AutoConfiguration.

TROUBLESHOOTING

If it doesn't work, power down at once and re-check the connections. If the computer fails to start, the reset signal may be premature. When he added a CPU accelerator, Gabriele's adaptor locked up unless he supplied a buffered 'bus reset' signal to Zorro pin 94 from pin 11 of U37, a 74LS32 logic gate on the issue 5 A500 motherboard. The slight delay was enough to synchronise Picasso with the faster computer.

EXTRA SLOTS

This project was suggested by ACT wizard Marc Albrecht, who got a 2630 accelerator, Prelude, IDE and Multi-I/O cards all working at once on his A1000, using a home-made circuit board. If you opt for several sockets, configuration lines should be wired in series between them, so pin 11 from the first goes to pin 12 of the second and so on.

You should fill slots sequentially, starting with the one nearest the computer as each must pass the configuration signal to the next when it's done. Real Zorro backplanes bypass empty slots automatically.

Only one card can perform DMA (direct memory access) as there's no Buster chip to arbitrate between competing boards. Relatively few Zorro cards use DMA. Real Zorro backplanes include buffers and termination to boost and stabilise signals. The more slots you add, the more desirable these become. A1000s are generally more robust than A500s, so they can drive more cards without buffering.

There's no hard and fast rule – it really just depends on your computer, power supply and the choice of cards. We wish you luck bringing Zorro to your A500. Happy hacking!

Alien Data Emulation 2

File Formats

Simon Goodwin catalogues alien file formats and converters that let Amigas use their graphics, sound, programs and data.

AFCD22:-In the Mag/Emulators



ON AFCD22

The AFCD includes graphics, text and sound file converters galore, plus updates of WzonkaLad and PC Task to versions 0.91 and 4.3.

This concludes our discussion of data emulation from AF issue 102, about persuading Amiga programs to use files from foreign systems. It's often the best way to share information without the overhead of emulating another processor.

GRAPHICS

Patches and 'datatypes' dynamically convert files, so Amiga programs receive ILBM (InterLeaved Bit Map) data, whatever the original format. Workbench 3 datatypes can decode many file types, but results are limited to eight bits per sample or pixel. Specialised converters support higher resolution, export and older systems.

The most general Amiga format is 24-bit IFF, but it's verbose and, like TIFF, it's often used for scans. JPEGs encode full-colour images more concisely, but blur detail and demand a fast processor. The ubiquitous GIF is limited to 256 colours.

Programs like *Photogenics*, *ImageFX*, *AdPro* and *PowerScan* support conversions as well as graphical transformations. *Image Engineer* uses the SuperView Library to read and write most common graphics formats and can boast PowerPC support.

NetPBM is a huge collection of command-based tools ported from Unix. NetPBM can handle almost all picture formats, via its own intermediate formats like PBM (Portable Bit Map) and its colourful relatives PPM and PNM.

a temporary file or 'pipe' and you've got thousands of reliable, extensible converters. NetPBM gobbles RAM and temporary storage, but its two-step approach makes it the most versatile still-graphics converter around.

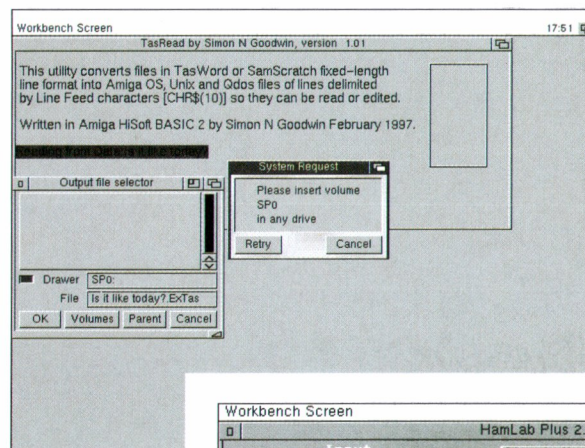
VARIANTS

Many converters and datatypes claim full support for a format, but in practice reject or misinterpret some files. Even the shape of pixels may cause problems, especially for Macs which only expect square pixels. A PCX file is essentially a copy of PC video memory with scores of variations. PCX converters and

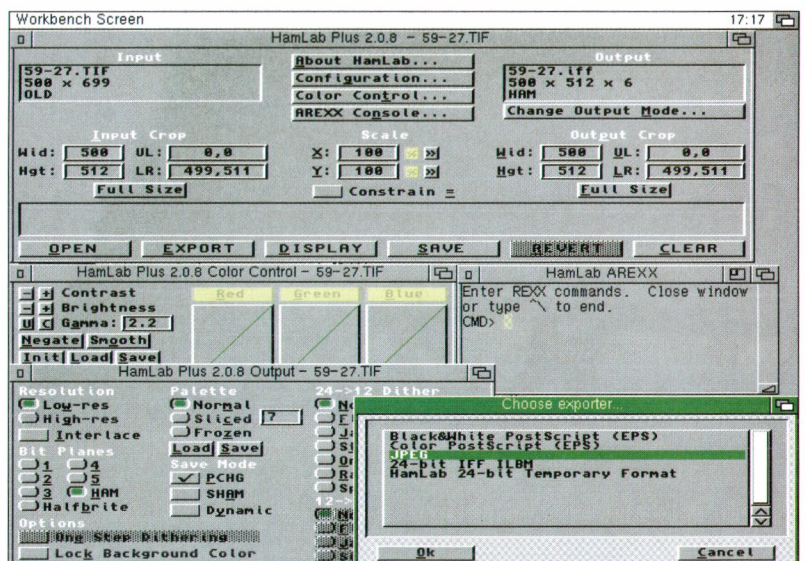
datatypes often ignore variants like the chunky four and 16-colour PC graphics. Amiga HAM (Hold and Modify) modes confuse many other systems. Convert these to 24-bit ILBM, TIFF or JPEG before exporting them.

Animation transfer is tricky. The Amiga's CDXL is based on HAM. PCs use FLI and AVI, while Apple favour QuickTime. Players for these abound on Amint, but not recorders. MPEG is portable but processor-intensive and unsuitable for editing, so animations should be transferred a frame at a time to preserve quality.

Once an image is on your screen it is easy to save it out in IFF format with a screen-grabbing utility, although some will struggle with the more obscure screen modes. I normally use QuickGrab and CRSnap for AGA screens, CyberGrab for Picasso96 and CyberGraphX, and PicassoPhoto for Picasso 2 high-colour images.



TASREAD tidies up text files with fixed-length lines.



HAMLAB can export images in Postscript or JPEG format.

Workbench 3 datatypes can decode many file types, but results are limited to eight bits per sample or pixel.

Rather than provide hundreds of converters from any one format to any other, NetPBM comprises 200 programs that convert to and from its own ultra-simple formats. Run any pair, joined by

Formatted text and line graphics may use Adobe's Postscript format. Amigas can print these via Post datatype or version 3.3 or later of the PD Ghostscript interpreter, which also supports the compressed PDF Proprietary Document Format used for datasheets on the Web.

If commercial tools and Aminet cannot meet your needs, I recommend the book *Graphics File Formats* by Kay and Levine, published by McGraw-Hill, for detailed information. Insist on the second edition as the original version contained many errors.

SOUND

You might expect trouble if you need to move a MIDI sequence. Sequencers use custom data files and converters are rare, but there is a lateral solution if you put both sequencers into the same room. Just link the MIDI interfaces, and set one machine to play on all channels and the other to record. MIDI can also transfer samples and synth patches.

Music sequenced for 'General MIDI' synthesisers can be replayed using GMplay, but that's over 5Mb in size, even when compressed. General MIDI supports 128 predefined instruments so it needs lots of samples. The quality is very high, even on a standard Amiga, with 14-bit stereo replay at sample rates of up to 60KHz.

Tracker modules are harder to port because they use mixing, timing and pitch control features that are not part of the MIDI standard. The success of MODs on the Amiga and ST means that most other micros can play them. There are MOD players for the Apple Mac, PC and even MGT SAM, although these consume a lot of CPU power, and results are not always quite what you'd expect.

Going the other way, more predictably, PlaySID is a stand-alone Amiga player for Commodore 64 tunes.

samples. Edit these out of unfamiliar formats with a sample editor.

Some audio files are compressed, either by encoding the difference between samples, using non-linear functions so that large changes are approximated (aLaw or uLaw), or by converting them into frequencies rather than amplitudes.

The latter scheme, used by cellphones, MiniDisc, DCC and MPEG, requires lots of CPU power but gives small files. Aminet has Codecs (coders

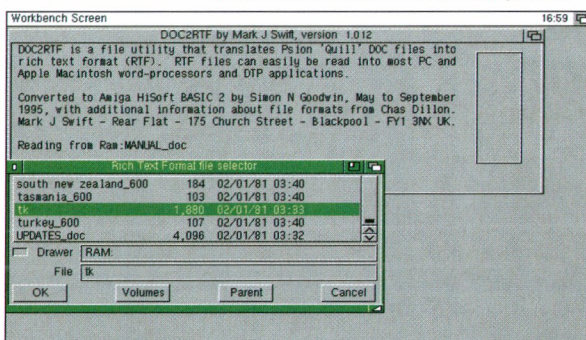
Samplitude also supports MIDI, MPEG and ADCPM compressed audio.

NEXT TRANSFERS

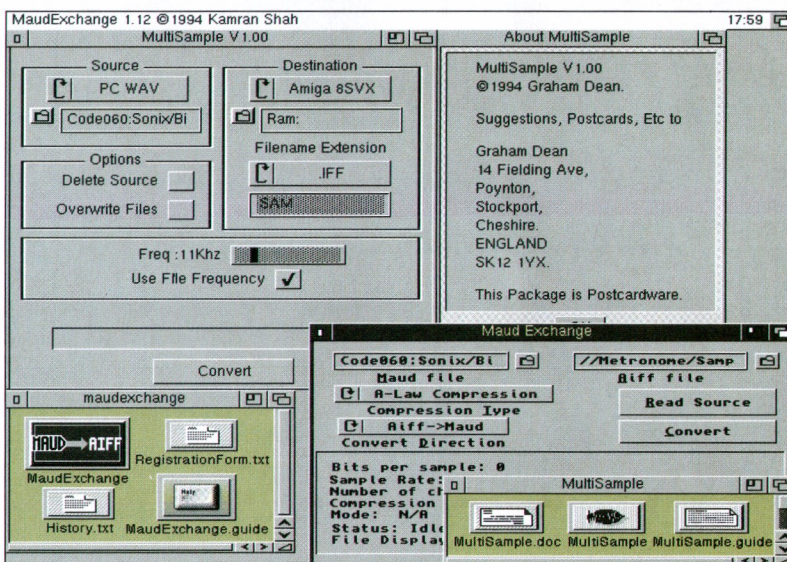
Plain text files generally use ASCII, the seven-bit 'American Standard Code for Information Interchange', but there are exceptions. EBCDIC (Extended Binary Coded Decimal Interchange Code) was IBM's first bash at an eight-bit alphanumeric code, where even the digits were in scrambled order!

Digital Equipment (DEC) pack three characters from a set of 40 into 16-bits, known perversely as RAD50, where RAD stands for Radix and 50 in base eight is forty, decimal! Similarly, ICL squeezed four characters into a 24-bit word. Such codes are easily unscrambled in AREXX, BASIC, C or Assembler.

Old teletypes use five-bit code with two sets of 30 characters and 'shifts' between them. Some comms software supports this 'Murray' or 'Baudot' code. New teletypes introduced seven-bit ASCII in the seventies, and standards,



DOC2RTF converts Psion documents into Rich Text.



MaudExchange and MultiSample are much easier to use than SOX.

and decoders) but most of these are inefficient Unix ports.

Common sample formats are Microsoft WAV and AIFF (later AIFC) on the Mac and Amiga. Both resemble IFF, while VOC and 8SVX formats favour PC Soundblasters and Amiga hardware respectively. Many programs save and load uncompressed RAW data, easily moved if you know the size and signing of the samples.

SOX is a powerful, command-driven converter, ported from Unix. SoundMachine is a Workbench converter for VOC, WAV, IFF and RAW files. AHI reads AIFC and AIFF as well as RAW and 8SVX, writes to files as well as sound cards, and trumps audio datatypes by supporting more than eight-bit resolution.

AudioLab handles AIFF, CDDA, Macromedia MAUD and WAV formats, with filtering and sample-rate conversion to tune samples for your replay hardware. ACT's revamped

however inadequate, reigned at last.

ASCII officially defines code values from 0 to 127, but slight variations are common. Non-display codes from 0 to 31 may perform cursor movement, colour changes or divide data items.

Such 'control codes' may need conversion to suit the Amiga.

Letters and digits always use the same codes, but ASCII disdains foreign accents and currency signs. Sometimes characters in the ASCII set are redefined to make up for this. Character 35 is officially a hash '#', known as a pound in the USA. Some systems replace it with the UK pound and Italian Lire symbol. ASCII defines the last code, 127, as an invisible delete sign, but Sinclairs see it as a copyright symbol.

Strict email systems insist on pure ASCII, 'bouncing' mail containing codes above 127. UUencoders let you email eight-bit characters safely, expanding

Tracker modules are harder to port because they use... features that are not part of the MIDI standard.

SAMPLES

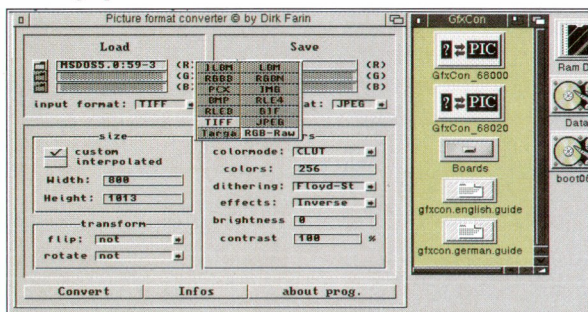
Sound samples can be eight or 16-bits wide, signed or unsigned, either 'raw' (just the sample values) or 'cooked' (prefixed with 'header' information). Signed values use positive and negative offsets around a central base-line, whereas unsigned samples are offset from the bottom of the wave, with silence being a mid-scale value (128 or 32768) rather than zero. The wrong sign setting will render the sample recognisable but distorted.

Cooked files played as raw have short bursts of noise when header information is misinterpreted as

Continued overleaf →

← arbitrary codes into sequences from a restricted character set. UUdecode restores the original. Aminet has many UUtilities, and AdMail and YAM handle encoding automatically. MIME is an alternative, carrying extra information about files.

Computers use eight-bit character codes internally. ASCII reserved the eighth bit for 'parity' error checking, but today it doubles the size of the character set, adding codes from 128 to 255. IBM and Microsoft assigned a mix of box graphics, Greek letters and



GFXCON supports dithering and lots of input formats.

accented characters, including some inventions, to the high character codes.

Printer manufacturers tweaked their hardware so PC text printed roughly as it appeared on PC screens. Others assigned block graphics, reversed, or user-definable characters to the 'spare' codes, so the printed text might appear very different from its screen representation.

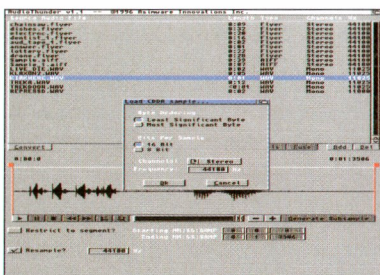
Microsoft Windows switched to the ANSI (American National Standards Institute) character set, based on ASCII plus accents, currency symbols, fractions, and superscripts in the second half. 34 of the new codes are reserved for invisible controls, mostly in the range 128 to 159. Box and block graphics are lost, but they are usually better implemented with pixel graphics in Windows anyway.

Amigas, being designed rather than thrown together, used ANSI from the start. So does Linux, so the world may yet catch up with us.


Despite ANSI, variations persist. Switch to a standard Amiga font like Topaz if accents or punctuation give any unexpected results.

END OF THE LINE

ANSI codes are summarised at the back of Ralph Babel's *Amiga Guru* book. The first 32 symbols are 'control codes',



Audio Thunder (above left) is the Amiga's latest answer to odd sound formats. You don't have to do all conversion at your end – the Mac's Graphic Converter supports IFF (above right).



AMINET DATA CONVERSION GOODIES

gfx/convVariousGraphics format converters
gfx/pbmVariousPortable Bit Map conversion
gfx/showSViewSuperView graphics library
mus/editamisox33Audio file format conversion
mus/editVariousTracker and MOD converters
util/arcVariousCompressors and encoders
util/convConvASKIPC/Mac/Psion text to ANSI
util/convDoc2RTFPsion Quill to Rich Text Format
util/convTasReadFixed length lines to Amiga

which are not normally displayed. They mark the end of lines, columns and other formatting. Vintage ASCII teletypes expect two characters at the end of each line – Line Feed, (10, LF) rolls the paper along, and Carriage Return (13, CR) returns the printing 'carriage' to the margin.

IBM systems use both CR and LF, but others make do with a single line-end marker. Unfortunately, some use CR and others prefer LF. Spectrums and Tandies favour CR, while Amigas, QLs and Unix boxes put LF at the end of a line. Without conversion, you get splodges between lines, double spacing, or everything on one line.

CrossDOS can translate these on the fly, which is great for text but fatal for binary files, so a commodity switches translation on and off.

Further control codes are 9, TAB to separate columns, 12 (VT) for pagination and 27, ESC, to select printer options and styles. Frank Swift's CRLF reformats text for Amiga, CP/M, Mac or PC, stripping or translating control characters. Dirk Stoecker's TAB command adjusts columns by exchanging tabs and spaces.

Rich Text Format (RTF) represents formatted text, with configurable margins, fonts and tabs, using standard ASCII codes. Most serious word processors read or write RTF, including recent versions of Amiga *Wordworth* and *Final Writer*. It's a good intermediate if you don't want the hassle of having to reformat plain text.

Even if your program cannot write RTF, you may find a stand-alone converter like DOC2RTF, which converts Psion _DOC files into RTF.

The Spectrum wordpro *Tasword* and *Forth* programs use fixed-length lines with no explicit end marker. Short lines are padded with spaces. TasRead

unpacks such files, converting them to conventional ASCII.

BEYOND ASCII

ISCIH was an attempt to internationalise ASCII, now incorporated into Unicode, a 16-bit code with provision

for many alphabets, including Chinese. Unicode features in the Web language Java, another source of machine-independent programs. Amiga versions are promised, and Frank Swift plans to support Unicode in his handlers.

UTF-8 supports the full 16-bit Unicode packed into one, two or three bytes. Standard ASCII symbols use single bytes, with two bytes for codes up to 2047, including Greek, Hebrew, Cyrillic, Arabic and basic Greek. Three bytes encompass all the rest: dingbats, technical symbols and eastern alphabets, such as Tibetan, Tamil, Thai and Taiwanese.

PROGRAMMING

Amiga compilers and interpreters are available for most languages, but programs may need a lot of adaptation if they were not written from scratch with portability in mind. Portability is more a matter of programming style than choice of language.

Most conversion problems stem from system-specific language extensions. If you want portable code, disabse these with compiler controls.

After sorting out the character set, tabs, and line ends, check for data dependencies. Many C programs rely on the order of bytes in a word, which varies between 'little endian' Intel and 'big endian' Motorola systems.

Programs that access bytes may need to swap them around for consistent results. The Unix gurus call this the 'NIXI' problem – store 'UNIX' on one machine and get 'NIXI' (or 'XINU') when you read the data on another system.

'Portable' C programs from workstations often expect Unix and X Windows library routines unknown to the Amiga. IXEMUL is a quick and clumsy way around this, used by the Unix-like development environment ADE and many emulators. It's a shared library that translates Unix system calls into approximate Amiga equivalents.

Blitz and Amos may suit Amiga games, but HiSoft offers the best option for portable BASIC. HiSoft BASIC is compatible with Microsoft's MBASIC (on many micros), QuickBASIC and QBASIC. It is often bundled with IBM clones, and it recognises most ST BASIC, QL SuperBASIC and Amiga BASIC commands.

AMIGA 1200 MAGIC
170 MB Harddisk Drive + SCALA MM300

FREE UK DELIVERY

MONITOR OPTIONS

AMIGA[®] INTERNATIONAL, Inc.

AMIGA 1200 MAGIC PACKS
68020/14.3MHZ
2MB RAM
No HD
£249.99

AT LAST, THE AMIGA IS BACK ON SALE WITH NEW MACHINES FROM AMIGA INTERNATIONAL INC. ALL MACHINES ARE FULL UK SPECIFICATION AND COME BUNDLED WITH WORDWORTH v4SE (WORD PROCESSOR), TURBOCALC v3.5 (SPREADSHEET), DATASTORE v1.1 (DATABASE), PHOTOGENICS v1.2SE & PERSONAL PAINT v6.4, ORGANISER v1.1, PINBALL MANIA, WHIZZ AND NOW
DIRECTORY OPUS 4.12!

ALL HARD DISK MODELS ALSO INCLUDE THE ABOVE SOFTWARE & SCALA MM300 PRE-LOADED, THE OFFICIAL AMIGA HARD DISK MANUAL & HD INSTALL DISK.

LOW COST 14" MONITOR
15KHZ ONLY
TV DISPLAY
REMOTE CONTROL
AMIGA CABLE SUPPLIED
£159.99

PROFESSIONAL 14" MONITOR
MULTISync 15 - 31.5KHZ
FLICKER FREE DISPLAY
AMIGA CABLE SUPPLIED
£249.99

68020/14.3MHZ
6MB RAM
170MB HD
SCALA MM300
£349.99

68030/40MHZ
10MB RAM
170MB HD
SCALA MM300
£419.99

68040/25MHZ
18MB RAM
1.3GB HD
SCALA MM300
250w PSU
£599.99

68040/40MHZ
34MB RAM
1.3GB HD
SCALA MM300
250w PSU
£699.99

HARD DISKS

Complete Expansion Kit Solution for the Amiga A1200

3 YEAR WARRANTY

YES, AT LONG LAST, A PROFESSIONAL WAY TO INSTALL A HIGH CAPACITY HARD DISK WITHOUT REMOVING PARTS FROM YOUR MACHINE OR BENDING YOUR KEYBOARD AROUND THE DRIVE. OUR PACKS COME WITH EVERYTHING YOU NEED TO INSTALL THE DRIVE INTO AN A1200, CABLES FOR POWER AND DATA, INSTRUCTIONS & 7 DISKS FULL OF HOT SOFTWARE SUCH AS DIRECTORY OPUS 4.12 (WORTH £50), MUI 3, MCP, GALAGA AGA, VIRUS CHECKER, MODS, REORG, ABACKUP AND MUCH MORE. ALL SOFTWARE CAN BE INSTALLED WITH OUR CUSTOM CLICK 'N' GO SYSTEM. ALL DRIVES ARE PRE-INSTALLED WITH THE SYSTEM SOFTWARE & ABOVE DISKS - UNLIKE OTHERS WE PROVIDE THE DISKS JUST IN CASE!

1.3GB £159.99
2.5GB £159.99

WANT US TO FIT YOUR HARD DISK FOR YOU? CALL FOR MORE DETAILS.

REPAIRS

by Qualified Technicians

- ♦ ALL AMIGA COMPUTERS COVERED
- ♦ PRICES FROM AS LITTLE AS £29.99
- ♦ MANY REPAIRS BY WIZARD REQUIRE NO PARTS
- ♦ PRICES INCLUDE INSURED COURIER COLLECTION & DELIVERY, LABOUR, FULL DIAGNOSTICS, SERVICE, SOAK TEST & VAT.
- ♦ FAST TURNAROUND
- ♦ ALL TECHNICIANS ARE FULLY TRAINED & QUALIFIED
- ♦ UPGRADES BOUGHT AT SAME TIME FITTED FREE!
- ♦ 90 DAYS WARRANTY ON ALL REPAIRS

PRICES INCLUDE COLLECTION & DELIVERY

ALL FOR JUST **£29.99** + PARTS

PARTS

WE HAVE A LARGE RANGE OF PARTS FOR ALL AMIGA'S - DRIVES, KEYBOARDS, MOUSE PORTS, CHIPS AND MORE. PLEASE CALL FOR PRICING DETAILS.

MAGNUM

A1200 Expansion Cards

SPEED INCREASE OF UP TO 27 TIMES ♦ 68030/EC, 68040 OR 68060 PROCESSOR RUNNING AT 33, 40 OR 50MHZ ♦ MMU IN ALL PROCESSORS (EXCEPT 68030EC TYPE) ♦ '040 FITS STANDARD A1200 - NO PROBLEM & IS SUPPLIED WITH A HEATSINK & FAN ♦ UP TO 32MB OF RAM CAN BE ADDED ♦ KICKSTART REMAPPING (EXCEPT 68030EC VERSION) ♦ OPTIONAL SCSI-II INTERFACE ♦ CAN ACCOMMODATE A 72-PIN SIMM ♦ 68040/60 HAVE BUILT-IN FPU ♦ BATTERY BACKED CLOCK/CALENDAR ♦ PCMCIA COMPATIBLE SO YOU CAN STILL USE PRODUCTS SUCH AS OVERDRIVE HD OR CD/ZAPPO CD-ROM OR SQUIRREL ♦ ZERO WAITE STATE DESIGN.

SCSI-II INTERFACE FOR THE MAGNUM 68030/68030EC/68040 & 68060 CARDS - SUPPLIED WITH SOFTWARE - **£79.99**

560DPI 3 BUTTON MICE & MATS

for all Amigas & Atari STs

AWARD WINNING
560DPI RESOLUTION

- ♦ 90% RATING IN CU AMIGA
- ♦ MICRO SWITCHED BUTTONS ♦ AMIGA/ATARI ST SWITCHABLE ♦ ALL 3 BUTTONS CAN BE USED WITH MANY

FREE THIRD BUTTON DRIVER DISK

BEIGE OR BLACK £12.99
MAT £2.99 OR £1 WITH A MOUSE

PowerBox

250w Amiga Power Supply

POWER-UP YOUR AMIGA WITH THIS 250W ENHANCED AMIGA PSU FOR LITTLE MORE THAN THE PRICE OF A NORMAL 25-30W AMIGA PSU! DESIGNED FOR A500/600 & 1200 (CD32 ALSO AVAILABLE). ENCASED IN STEEL SUBSYSTEM, ALL CABLES SUPPLIED, WHISPER QUIET FAN, ILLUMINATED ON/OFF SWITCH, MONITOR OUTLET ON BACK OF PSU, ONLY QUALITY/NEW PSU'S USED, 3.5" & 5.25" POWER CABLES AVAILABLE TO POWER EXTERNAL CD-ROMS, HARD DISKS ETC.

POWERSTRIP £49.99
£19.99

POWER 4 NORMAL PLUGGED DEVICES (MONITOR, PRINTER, SPEAKERS ETC) DIRECT FROM THE BACK OF POWERBOX. TURN ALL PRODUCTS ON/OFF WITH JUST ONE SWITCH.

	0MB	4MB	8MB	16MB	32MB
'030/33 & FPU	£89.99	£109.99	£129.99	£159.99	£209.99
'030/40 (68030EC CHIP)	£89.99	£109.99	£129.99	£159.99	£209.99
'030/40 & FPU (68030EC CHIP)	£99.99	£119.99	£139.99	£169.99	£219.99
'030/50	£119.99	£139.99	£159.99	£189.99	£239.99
'040/25 & FPU	£179.99	£199.99	£219.99	£249.99	£299.99
'040/40 & FPU	£229.99	£249.99	£269.99	£299.99	£349.99
'060/50 & FPU	£349.99	£369.99	£389.99	£419.99	£469.99

RAM8

0MB 4MB 8MB

£39.99 £59.99 £79.99

RAM8
£54.99 £74.99 £94.99

& 33MHZ FPU

SPEED INCREASE OF 2.3 TIMES - 2.88MHZ ♦ AVAILABLE WITH 0, 4 OR 8MB OF 32-BIT RAM INSTALLED ♦ USES A STANDARD 72-PIN SIMM ♦ OPTIONAL PLCC TYPE FPU (FLOATING POINT UNIT) ♦ BATTERY BACKED CLOCK/CALENDAR ♦ FINGER CUTOUT TO HELP INSTALLATION ♦ TRAPDOOR FITTING - DOESN'T VOID WARRANTY ♦ 0-4MB - PCMCIA COMPATIBLE (FOR USE WITH OVERDRIVE, SQUIRREL ETC.) ♦ ZERO WAITE STATE DESIGN.

FROM £39.99

LOWEST EVER PRICES!

OPUS 5

THE ULTIMATE WORKBENCH REPLACEMENT & FILE MANAGEMENT SYSTEM

COMBINES THE EASY TO USE WORKBENCH ENVIRONMENT AND THE POWER OF OPUS IN ONE ♦ REPLACE AND ENHANCE WORKBENCH ♦ OPUSFTP TO OPEN AN FTP SITE AS A FILE LISTER ♦ INTERNAL MULTI-TASKING SO YOU CAN

- PERFORM MULTIPLE FILE OPERATIONS SIMULTANEOUSLY (WORKBENCH CAN'T!)
- ♦ FILE-TYPE SPECIFIC PULLDOWN MENUS
- ♦ HOTKEYS ♦ SCRIPTING
- ♦ EXTENSIVE DRAG 'N' DROP THROUGHOUT ♦ ADVANCED AREXX SUPPORT ♦ PICTURE, SOUND & FONT VIEWER ♦ MUI & NEWICONS SUPPORT ♦ SORT FILE LISTS & DISPLAY VERSIONS AND FILETYPES ♦ CYBERGRAPHIC SUPPORTED

Workbench 2+ & Hard Disk Required

£49.99

TURBOPRINT 5

Printer Enhancement Software

IF YOU HAVE A PRINTER - YOU MUST GET TURBOPRINT. IT RADICALLY ENHANCES THE PRINTOUTS YOU NORMALLY GET BY REPLACING THE AMIGA PRINTER SYSTEM WITH THE FASTER AND VISIBLY BETTER TURBOPRINT SYSTEM.

OPTIONS INCLUDE POSTER PRINTING, COLOUR CORRECTION, DITHERING, COLOUR BALANCING, ON-SCREEN PREVIEW AND MUCH MORE... MOST PRINTERS ARE SUPPORTED - CALL TO CHECK. VERSION 5 INCLUDES "GRAPHIC PUBLISHER" TO LOAD MULTIPLE PICTURES, INDIVIDUAL COLOUR CORRECTION, ROTATE, TWIST AND MORE. ENHANCED TRUEMATCH COLOUR CORRECTION, NEW DRIVERS FOR HP, CANON, EPSON STYLUS AND CITIZEN MODELS. AMIGA FORMAT

£49.99

SATURN

External 1mb Floppy Drive for all Amigas

COMPATIBLE WITH ALL AMIGAS ♦ HIGH QUALITY SONY DRIVE ♦ ROBUST METAL CASE ♦ ANTI-CLICK AS STANDARD ♦ ENABLE/DISABLE SWITCH ♦ LOW POWER CONSUMPTION ♦ TURBO PORT FOR EXTRA DRIVES

With POWERCOPY HARDWARE/SOFTWARE BACKUP SYSTEM & 3 GAMES

£39.99
FREE OPUS 4.12
£49.99

EASYLEDGERS 2

THE ONLY FULL ACCOUNTS PACKAGE, AMIGA FORMAT GOLD - CALL ABOUT TRAIL OFFER - HARD DISK & 2MB RAM REQUIRED - **£119.99**

GP FAX - SEND FAXES TO AND FROM YOUR AMIGA. EVEN FAX DIRECTLY FROM YOUR APPLICATION. AMIGA FORMAT GOLD - AMIGA COMPUTING 9/10 - FAX COMPATIBLE MODEM REQUIRED - **£44.99**

IMAGEFX 2.6 - THE MOST COMPLETE IMAGE PROCESSING PACKAGE THERE IS FOR THE AMIGA. AMIGA FORMAT GOLD - CU AWARD - 2MB & HARD DISK REQUIRED - **£179.99**

33MHZ FPU KIT
PLCC TYPE FPU & CRYSTAL - WILL FIT MOST CARDS - CALL TO CONFIRM - **£29.99**

BSB

Books & Videos

INSIDER GUIDE - A1200	£14.95
INSIDER GUIDE - A1200 NEXT STEPS	£14.95
INSIDER GUIDE - ASSEMBLER	£14.95
INSIDER GUIDE - DISKS & DRIVES	£14.95
INSIDER GUIDE - WORKBENCH 3 A TO Z	£14.95
TOTAL! AMIGA - WORKBENCH 3	£19.99
TOTAL! AMIGA - AMIGADOS	£21.99
TOTAL! AMIGA - AREXX	£21.99
TOTAL! AMIGA - ASSEMBLER	£24.99
MASTERING AMIGA SCRIPTS	£19.95
MASTERING AMIGA BEGINNERS	£19.95
MASTERING AMIGA PRINTERS	£19.95
MASTERING AMIGADOS 3 - REFERENCE	£21.95
MASTERING PROGRAMMING SECRETS	£21.95

PC TASK 4

Advanced 486 PC Software Emulator

VERSION 4.2 NOW SHIPPING

FEATURING ADVANCED 486 SOFTWARE EMULATION, DYNAMIC COMPIRATION FOR FASTER EMULATION, UP TO 16MB ACCESSIBLE UNDER MS-DOS, MDMA, CGA, EGA, VGA & SVGA SUPPORTED, UP TO 256 COLOURS ON AN AGA MACHINE, CYBERGRAPHIC SUPPORT, MULTIPLE HARD DISK FILES OR PARTITIONS SUPPORTED, CD-ROM AND HIGH DENSITY DRIVES SUPPORTED, RUN MS-DOS APPLICATIONS IN A WINDOW ON WORKBENCH! RUN WINDOWS 3.1 IN ENHANCED MODE! MANY TIMES QUICKER THAN VERSION 3.1.

REQUIRES KICKSTART 2.0 OR ABOVE & A 68020 PROCESSOR OR BETTER

£69.99

ORDER HOTLINE

0181-303-1800
FAX 0181-303-1861

WE ARE OPEN 9AM AND 5.30PM, MONDAY TO SATURDAY, TO PAY BY CREDIT CARD. TO PAY BY CHEQUE OR POSTAL ORDER PLEASE SEND YOUR ORDER TO - WIZARD DEVELOPMENTS, PO BOX 490, DARTFORD, KENT, DA1 2UH

WIZARD DEVELOPMENTS

Cheques should be payable to WIZARD DEVELOPMENTS. Prices include VAT & carriage to the UK mainland. Please add £5 for EC destinations and £10 for other countries. All products are subject to availability. E&OE. Advertised prices & specification may change without notice. All sales are subject to our trading conditions - copy available on request.

CONTACT US ON INTERNET
sales@wizard-demon.co.uk

AMIGADOS PACK £34.99
TOTAL! AMIGA - AMIGADOS & MASTERING AMIGADOS 3 - REFERENCE USUALLY £43.94 - **SAVE NEARLY £9**

A1200 BEGINNER PACK £39.95
2 BOOKS (INSIDER A1200 & NEXT STEPS), A 60 MINUTE VIDEO, 4 DISKS OF PD TO GO WITH THE BOOKS/VIDEOS

A1200 WORKBENCH 3 BOOSTER PACK £39.95
2 BOOKS (DISKS & DRIVES & WORKBENCH 3 A TO Z), A 90 MINUTE VIDEO, 1 DISK & REFERENCE CARD

**** BUY 2 OR MORE BSB PRODUCTS ****
**** AND GET 10% OFF! ****


computer art

The PC and Mac magazine for design, art and animation

Unleash your creativity with Computer Arts magazine...

COMPUTER ARTS IS THE COMPLETE PACKAGE FOR THE COMPUTER-BASED CREATIVE. THE MAGAZINE AND ITS DUAL-FORMAT CD INCLUDE TUTORIALS, FEATURES, DEMOS AND REVIEWS FOR:

- ▶ ILLUSTRATION & IMAGE MANIPULATION
- ▶ 3D RENDERING & ANIMATION
- ▶ MULTIMEDIA & WEB DESIGN
- ▶ GRAPHIC DESIGN
- ▶ DIGITAL VIDEO



Packed CD every issue

ISSUE 13 INCLUDES:

3D Studio Max R2

"Indisputably the greatest 3D modelling package for PC"
Reviewed in depth

Painter 5 tutorial

Traditional illustration techniques with our Painter 5 walkthrough and demo

Photoshop skills

Remove any blemish with our photo-manipulation series

3D modelling

Model a head using Infini-D's Splineform Workshop

Issue 13

on sale now



SCREENPLAY

The latest games, the handiest hints and some clever programming from you!

32 PREVIEWS

More news on *Myst*, one of the biggest games coming to the Amiga in 1998. Plus a look at some other games nearing completion.

Prepare yourself for the gaming experience that is *Myst*...



Fans of tricky platformers should be pleased with *Sword*, coming soon.

36 FINAL ODYSSEY

Isometric 3D puzzling adventure comes your way courtesy of Vulcan's third CD game. You'll need your wits about you in this one...



Tricks, traps and monsters are ready to catch out the unwary adventurer in *Final Odyssey*.

42 READER GAMES

Those glorious pieces of gaming art created by you, the readers. Here's where we show the world that creativity and imagination are alive and well. And living in your bedroom.

Lion Attack Tim Sycamore
You won't see a Lion, but there's lots to attack.

Star Trek Andrew Brook
Not as inspired by *Star Trek* as you'd imagine.

Survivor Steve Bailey
Flit around the landscape and collect people.

Playball Gerald Brook
A wacky, upside-downy, *Tetris* sort of thing.

World in Peril Philip Ord
Retro gaming at its full-speed best.

NumberX Ermanno Manzoni
We finish off with something completely mad!

38 BLADE

More isometric 3D antics, this time in a turn-based role playing game. You lucky things.



There's trouble at t'dungeon. Can our brave heroes survive the attacks of the nefarious Hair Beast?

40 FOUNDATION WORK IN PROGRESS

In the final part of this series, Paul Burkey talks about level designs and missions.



It's snowing! Yippee! Time to steal gold, rescue prisoners and kill enemies! Ah, the festive season.

46 GAMEBUSTERS

A fabulous Helping Hands special. Just because we're terribly nice and like to help. Ahhhh!



Although we've known about *Myst* for a long time, it's been very pleasing to finally get my hands on a version of the game that's mostly playable. *Myst* really is going to be big news in the very near future, so check out that preview now. One thing that still makes me shake my head is the lack of consistency in the games that are coming out commercially. Although Vulcan had a rocky patch when they first started out, they're now producing consistently good quality titles. Keep 'em coming. Some of the newer software houses need to learn from this. If your first couple of releases are dogs, people won't buy 'em. That doesn't mean give up though, merely take more time considering which games you should be releasing. Onwards...

Andy Smith

AMIGA FORMAT'S REVIEW POLICY

WHAT OUR REVIEW SCORES MEAN

Every month we scour the world's software houses for the latest and greatest Amiga games. We try to ensure we keep you as up to date as possible and we'll stop at nothing to bring you the best, definitive, no-nonsense reviews of the games that matter.

90+%	The crème de la crème. Only the very best, most playable and original games are awarded an AF Gold – the most highly prized rating there is.
80-89%	These games are very good, but due to minor flaws are not the finest examples of their genre.
70-79%	Good games which are worth buying, especially if you have a special interest in a game type.
60-69%	Average releases with somewhat limited gameplay and appeal. Games in this category tend to be flawed.
50-59%	Below average games which are unlikely to impress your mates or your wallet. Avoid.
40-49%	Overwhelmingly poor quality games with major flaws and appalling gameplay.
Under 40%	The absolute pits.


Previews



The future is never far away (oh dear, he's off again) and one man who can see into it is our **Andy Smith**. Here's what he's seen...

The Shadow of the 3rd Moon

The Shadow of the 3rd Moon **ETA**
Release Date: . . . Christmas '97
Titan Computer: 0049 421 481620
email: . . . www.vossnet.de/titanhb/



Having locked onto an enemy plane, it's time to give 'em a taste of rocket. Dogfighting action in **The Shadow of the Third Moon**.



Firing your single shot laser weapon at a ground based target. Hit the X key and you'll fire two shots at it at once. Great when you're actually on target. Ahem.

We featured this game on these pages only a couple of months ago, but we didn't know too much about it then, except that it was some sort of combined action/flight sim.

The game still is an action/flight sim but now I've had the chance to play a preview of it I can impart some more information. The game's a from-the-cockpit affair in which you play a series of missions which are strung together into a campaign, attacking both airborne and ground targets, including buildings.

Armed with a variety of weapons you're gradually introduced to the type of enemies you'll encounter through a series of training missions (it's always handy when the baddies don't shoot back) before being thrown into combat proper. But even during the training missions one thing that's immediately impressive is the speed of the game's engine.

Admittedly you'll need a pretty high spec Amiga to play the game (I was playing on an '060 based A1200 with 10MB fast RAM and a 4x CD-ROM). *The Shadow of the 3rd Moon* relies on the Voxel engine with a 3D Terrain Imaging System designed by Black Blade, the game's developers. This creates some lovely landscape effects that not only look stunning (including some great fog and smoke effects), but move really smoothly and quickly too.

The finished game is going to feature six different campaigns comprising of 48 missions, and Black Blade are keen to point out that a lot of work has gone into making the enemy intelligent enough to provide a serious and realistic challenge.

Thankfully, you're not going to be flying solo for all the missions as you'll sometimes have a wingman at your disposal and you'll be able to designate targets for him to attack.

Very handy, but for the most part it's going to be you out there dodging through the flak alone.

First impressions are very favourable, but wait until next month (hopefully) for our complete review before you go getting your cheque book out... 



Kaboom! You'll not want to be this close up when you're playing the game yourself. Those towers in the background are deadly.

Sword

SWORD £7.95
 Release Date: Christmas '97
 Titan Computer .0049 421 481620
 email: ..www.vossnet.de/titanhb/

It's a long time since we had a platformer to get really excited about, but it looks as though the drought could now be over thanks to German publishers Titan.

Sword features a little chap with a machine gun struggling through eight huge levels of murderously difficult platform action, or so it says here. As you'd expect, the levels are populated by all manner of nasties, and contact with them causes the loss of life.

Fortunately, our hero is armed with a machine gun with which to dispatch said nasties. That doesn't mean the game turns into a shoot-em-up. Oh no. It's all platforms and timing puzzles here.

There's fruit to collect for points

along the way and quite possibly the odd power-up (that's to be confirmed because I haven't had the chance to play the game enough yet). It apparently boasts some rather large end of level bosses, but again, I haven't got that far yet.

Sword is very much of the 'stand on this platform, as close to the edge as you can possibly get, and then make a huge leap to the right and you'll just land on the next platform – but get ready to jump immediately afterwards because there's this huge spike about to come out of the floor', kind of game. If you know what I mean.

We'll be putting *Sword* through its paces next month so read the full review then.



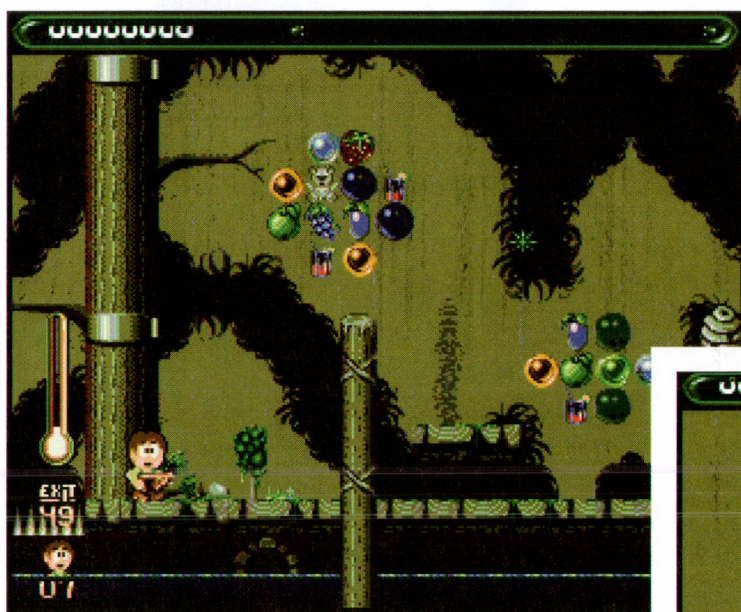
Wait until the fish drops and then leap across the gap.



Continued overleaf →



Sword takes us back to the days when you had to know where the traps were if you wanted to avoid them. Ah, nostalgia eh?



The start of the game, where a couple of bees are going to appear from that hive. Every time you shoot one with your machine gun another will appear to take its place. Tricky.



Jump up onto the pole and then jump again to collect all those lovely goodies. Strictly for points, you understand.




That little red spider above our hero's head is a lot more deadly than he looks. Contact with him means not only the loss of a life, but having to restart the level right from the very beginning. Ouch!

Myst

MystETBA
Release Date: ...Christmas '97
clickBOOM!+1(416)8686388
email: ...www.pixcomputers.com



Another fine example of the tremendous graphics you'll encounter wherever you go in *Myst*.



Spooky! This looks just like a little model of the ship next to the jetty where you start the game. What on Earth is all that about then? Don't ask us...

One of the biggest games to hit the Amiga this year is almost complete. *Myst* was first released a few years ago on the PC and Mac and went on to become the biggest selling CD game of the time.

Canadian publishers clickBOOM, who brought us the top beat-em-up *Capital Punishment*, have been working on converting the game. From the preview disc we've seen, that work has all been worthwhile.

Myst is a curious game. It's an adventure with a difference – you haven't got a bloody clue what you're supposed to be doing. You start on the jetty of a small island. Next to you is a semi-submerged ship. Ahead of you is some weird cog mechanism atop a small hill. The significance of these only becomes

apparent after spending a long time wandering around the island, collecting clues and interacting with key parts of the landscape, such as switches and the like.

It was precisely because of this lack of structure that *Myst* was such a success on other platforms. Gamers were sucked into the

mysterious (had to drop that in somewhere, it's in my contract) world and found it hard to get out again, because discovering a new clue often opened up a whole new chapter in the story.


Playing it is very easy. All you have on the screen is a small hand. It points up if you can go forward, left if you can go left and right if you can go right. It turns into a gripping hand if there's something you can grab (that'll be those switches then) and that's about it. There's none of this moving the pointer all over the screen to see if words become highlighted and no having to select keywords to get anything done. It's pure simplicity.

Bear in mind that you're going to need a pretty souped-up Amiga to get the best from this (including a decent CD-ROM to start with) but first indications are that if you find yourself lost in the world of *Myst*, you'll be enjoying yourself so much that you won't want to be found for quite a while.

Expect a full review of the game either next month or the month after that. Meanwhile, these screenshots should be enough to get you salivating...




Finding pages of this book around the island gives you video-clip clues. Very mysterious indeed.



Now then, see one of these out your back door and you're going to want to play with it aren't you? I know I would anyway...



What on Earth is all that machinery doing on top of that little outcrop? Things will only become clear after many hours of adventuring.



Aaargh! This looks far too much like a dentist's chair for comfort. That console at head-level looks like it might hold a clue or two though...

GASTEINER

0181 345 6000

Facsimile 0181 345 6868

TRAXDATA CDR

Write your own CDs. Too expensive? Not anymore. With TraxData CDR. Super-dupa 2 x write and 6 x read CDR with a commercial 'Make CD' software included, and at a price that makes this system unbeatable.

- Write 650 Mb of data in under 40 mins.
- Write upto 100 sessions per disc.
- Master complete multimedia presentations.
- Back-up commercial CDs.
- Back-up Audio CDs.
- Archive data, permanently.
- Create Mac or PC CDs on your Amiga.
- Combine audio/data/Mac/PC & Amiga data on one CD.
- Create Bootable CD32 disks.
- Play CDs at 900kb/sec.
- Access all sessions on a PhotoCD.

Xmas Special

£379.99

FAX/MODEMS

Only Gasteiner offers prices like this on top quality top branded hard disk drives.

2.5 inch drives...

33.6 kb/sec	£69.00
56 kb/sec	£89.00

INKJET PRINTERS

Only Gasteiner offers prices like this on Canon Inkjet printers.

BJC250 colour	£149.00
BJC4200 colour	£169.00
BJC4200 colour photo suite edition	£199.00
BJC4300 colour	£199.00

Epson Inkjet printers.

Epson Stylus 600	£234.00
Epson Stylus 800	£349.00
Epson Stylus photo	£399.00
Epson Stylus 1520	£649.00
Epson Stylus 3000	£poa.

A full range of Epson Inkjet consumables available.

MEMORY/SIMMS

Only Gasteiner offers prices like this on top quality Memory modules...

30 pin SIMMs

1Mb	£10.00
4Mb	£25.00

72 pin SIMMs

2Mb	£5.00
4Mb	£12.50
8Mb	£27.99
16Mb	£59.99
32Mb	£89.99

Always telephone to check stock and keenest prices

HDD/STORAGE

Only Gasteiner offers prices like this on top quality top branded hard disk drives.

2.5 inch drives...

170 Mb	£49.00
810 Mb	£99.00
1.8 Gig	£189.00
2.5 Gig	£249.00

3.5 inch drives...

1.2 Gig	£79.00
2.1 Gig	£99.00
3.2 Gig	£149.00
4.0 Gig	£189.00
6.4 Gig	£279.00

SCSI drives...

1.2 Gig	£149.00
2.0 Gig	£199.00
3.2 Gig	£249.00
4.3 Gig	£299.00
6.4 Gig	£349.00

Only top quality Branded drives supplied

LONDON'S PREMIER AMIGA SALES & REPAIR CENTRE

CD-ROMS

Fully Featured SCSI CD-ROM Drive for use with the A1200 & A600. Cased with mains power supply.

PCMCIA FITTING

SQUIRREL INTERFACE INCLUDED

4 SPEED.....	£124
6 SPEED.....	£160
8 SPEED.....	£180

NOW IS THE TIME TO BUY!

EIDE CD-ROMS

EIDE INTERNAL CD-ROM FOR AMIGA (NEEDS CASE & INTERFACE)

8 SPEED.....	£39
24 SPEED.....	£59

ZIP DRIVE

INCLUDES 1 CART SCSI INTERFACE VERSION

CABLE.....	£119.99
SQUIRREL.....	£39
ZIP TOOLS.....	£20

SPEAKERS

200 WATT PMPO.....	£29
60 WATT PMPO.....	£19
10 WATT PMPO.....	£10

DELIVERY CHARGES

SMALL CONSUMABLES AND SOFTWARE ITEMS UNDER THE VALUE OF £59 PLEASE ADD £3.50 P&P. OTHER ITEMS EXCEPT LASERS, NEXT DAY COURIER SERVICE £10 PER BOX. OFFSHORE AND HIGHLANDS, PLEASE CALL FOR A QUOTATION. IN ADDITION WE OFFER THE FOLLOWING EXPRESS SERVICES: SATURDAY DELIVERY NORMAL RATE PLUS £15 PER BOX, NEXT DAY A.M. NORMAL RATE, PLUS £10 PER BOX, E&OE. PRICES ARE SUBJECT TO CHANGE WITHOUT PRIOR NOTICE. ALL TRADEMARKS ACKNOWLEDGED.

TRADE TERMS & CONDITIONS AVAILABLE UPON REQUEST

Final Odyssey



That's it. Game over. Those red things spit out fireballs and they were just too much to handle...

Vulcan's latest combines ancient Greek mythology with plasma rifles. Andy Smith was confused before, and storylines like that don't help...

Legend has it that Nick Veitch actually got a round in on a Friday night at Hatchetts pub once. Unfortunately, nobody's alive to substantiate this rumour so it remains a myth. Legend also has it that back in the old days (we're talking way, way back here, pre-Spice Girls days...) the ol' King of Minos used to ship a half-dozen virgins off to Crete to be fed to the half-man,

half-bull beast there called the Minotaur.

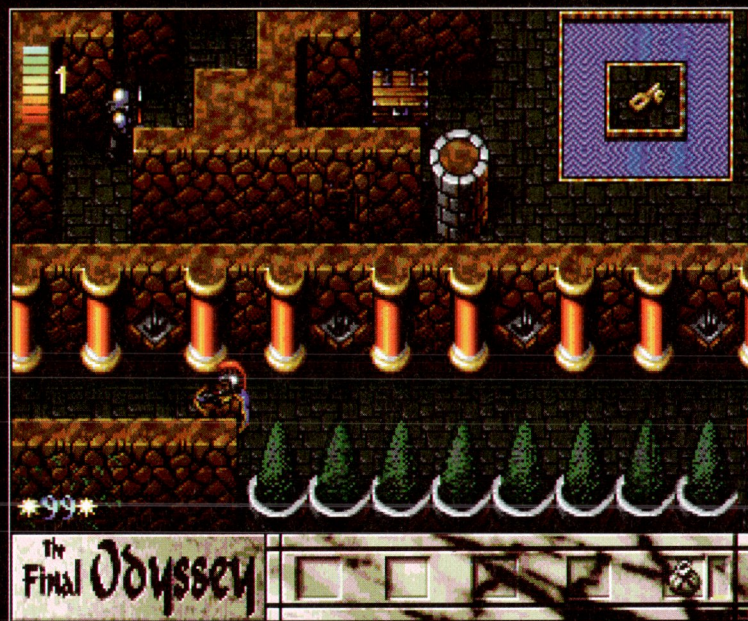
The legend goes on to tell us that Nick also offered his fags round the table. Oh sorry, wrong myth. The legend goes on to tell us that a fine, upstanding young chap called Theseus thought this was a bit rum so he had a pop at the Minotaur and freed the girls (anything for a snog, eh Theseus?). That's where you come in. You are Nick Veitch and must get your wallet... sorry. Off again. No, you're Theseus and must battle your way through the Minotaur's labyrinthian maze and rescue the girls.



A key! Pick it up before that red hlob on the right catches up, because that's a baddie.

“Of course, the five huge levels that make up the maze are populated by all manner of baddies...”

Enough of legends and onto the game. Of course, the five huge levels that make up the maze are populated by all manner of baddies who are looking to give you a smack. Thankfully you're armed with a crossbow to start with and can pick up other weapons along the way (that's where the plasma rifle comes in you see) so the baddies aren't too much of a problem. They do have a tendency to re-appear quite a lot though, so you're never going to be left in peace for long. As well as the baddies wandering around, there are



A fine example of one of the game's puzzles. Walk up to all of the hand symbols in turn and you'll discover that one of them's hiding a secret entrance. Getting that key, though, is a lot trickier than it looks...



Teleport hell. Only one of these is going to get you out of this room. And I'm not telling you which.



Sometimes you can't avoid taking hits (left). It's mildly annoying but not so much that the fun's spoilt. The start (right) and our hero has killed two baddies already (the craters mark where they emerged).



also numerous traps to catch you out and some of them are wholly unfair because there's absolutely no way you can avoid them. A case in point is one chap who pops up out of the ground and fires a fireball at you. There's no way of telling that he's there until you've been hit by him a few times and remember to dodge when you go round that particular corner.

Most of the traps can be avoided by solving simple switch-pulling puzzles. Trip a switch here and a trap's avoided there, or a corridor to a new area of the maze opens. Most of the gameplay hangs around these puzzles, which is good because the majority of them are really enjoyable to solve.

Sure, you're going to get stuck at times and find yourself wandering around the same bit of maze wondering what you're supposed to be doing, but then you'll notice something you hadn't spotted before and you're off again.

The forced 3D perspective of the game works well because everything

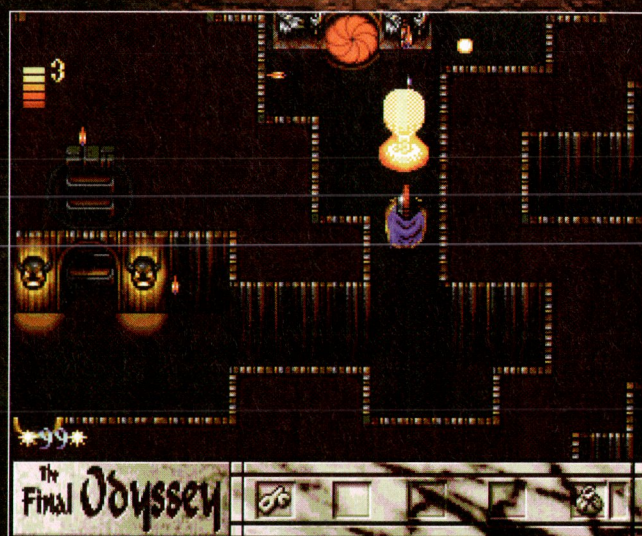
you need to interact with is in plain view – that great big gold key on the ground is easy to spot and as the only locked door you've come across is down to the left, you know it's going to be used down there (once you've worked out how to get rid of the statue that's barring your access to the door itself). The game's

life structure is well thought out too.

Although you've got four lives, every contact with an enemy or trap causes a bit of life energy to disappear from your meter (you get a half-dozen or so 'bits' of life energy per life). This means you

have to be careful as you wander around but it doesn't mean that one little mistake sends you all the way back to the start, though you'll still be doing that quite a few times if you're as impatient as me.

It's large, it's enjoyable but it's not a classic. The puzzles and things are sometimes bordering on the tedious and it can be a pain having to re-start from a long way back when you lose a life, although it does



Find a certain switch and you get access to this underground section. That explosion in front of our hero is a baddie in his death throes. Another will appear in a few seconds.

“Most of the gameplay hangs around these puzzles, which is good because the majority of them are really enjoyable...”

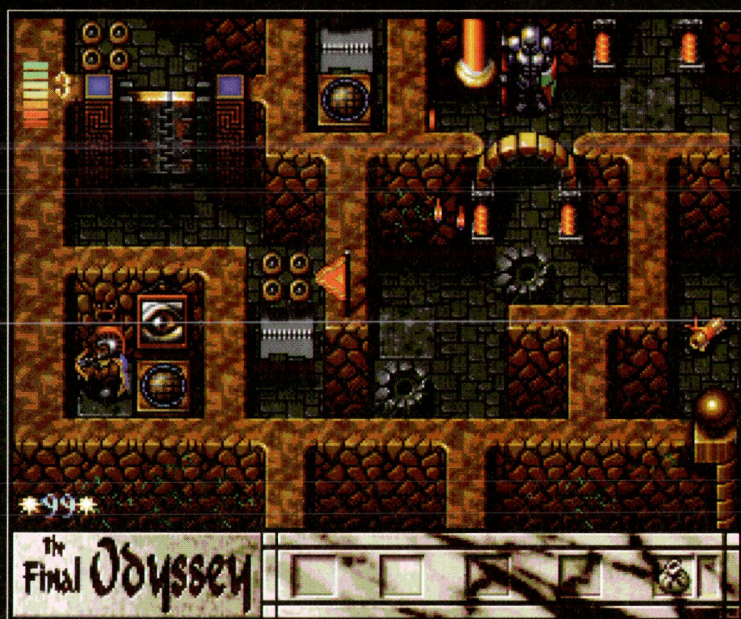
force you to be more careful next time, so that's only a minor gripe.

Even so, it looks and sounds great and is a quality release. Vulcan have even included a bonus two-player hi-res game in there for you to play if you manage to complete the game in one player mode, so there's a bit of extra VFM. Very nice too.

Well worth taking a good look at and definitely one to go for if you fancy a bit of maze puzzlin'. Put it this way, you're more likely to get heaps of fun from this than to get Nick Veitch to open his wallet... AF



Those three silver blobs on the right are coins for you to collect. Those red stains are dead baddies.



Standing once on this plate closes a trap somewhere else in the maze. Shooting arrows into that eye is mysterious because it's the only place in the maze where they disappear. Wonder where they come out?



Collect the scrolls as they impart important information – usually. Sometimes they lie...



PUBLISHER: Weird Science (0116 2463800)

PRICE: £29.99

VERSIONS: A1200

REQUIREMENTS: 2Mb, HD, CD-ROM

RELEASE DATE: Out now

GRAPHICS: ●●●●○
Very lovely. High quality visuals throughout.

SOUND: ●●●●○
Very nice music and effects.

ADDITION: ●●●●○
Get quite far and then get stuck. Then have a brainwave and get a bit further. Get into it and it's hard to stop.

PLAYABILITY: ●●●●○
Very simple and easy to play with just the occasional dirty trick thrown at you.

OVERALL VERDICT:
A splendid game that's well worth buying. Not quite a classic, but very close. Vulcan's Mega Series is shaping up extremely nicely indeed.

88%

Blade


Evil has been released through an ancient sword. We sent **Andy Smith**, quaking in his boots, to deal with the terror...

Monsters? Pah! Evil wizards? Tosh! Creepy crawlies? OhmiGod! Now you're talking really scary! Thankfully, the only things to be scared of in *Blade*, Alive Mediasoft's first foray into the Amiga games market, are of the evil monster variety. And by that I don't mean girls...

“You're told you've spotted a monster but can you see the thing? Probably not, even if it's on the square next to you.”



Your mate the Warrior is under attack from a Hair Beast. Unfortunately, dwarf here hasn't a clue where he left Warrior, so getting back in time to help could be tricky.



At least the thief's got a smack on the baddie. It's unfortunate that he's never gonna make it out alive...



The line of sight feature of the game means you've wasted three turns sending your chap down this dead end. That's supposed to be fun...

This is an RPG in which you pick a bunch of four heroes from a pool of seven and then descend into the game's randomly generated dungeons. More about them later.

The characters, as you'd expect, all have particular abilities. The wizard can cast spells, the thief can unlock doors and the dwarf can disarm traps. If you want to get past the first level of the dungeon, you'll need to spend some time thinking carefully about the composition of your group.

The game is an isometric 3D affair and that breeds its own problems. Once you get down into the dungeons, having spent a while above ground wandering around, mostly aimlessly, your view of the game area is dependent on a sort of line of sight system. You can't see what's round the corner until you actually go around it, and this is somewhat annoying in that you can

spend a long time wandering down a corridor only to realise it's a dead-end. Still, that's all part of this adventuring lark, eh?

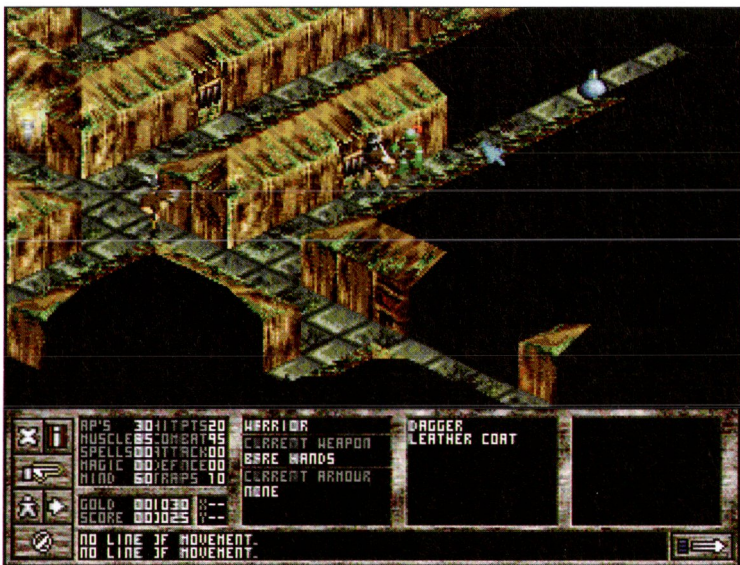
No, the real problem comes when you just can't see well enough because a wall or something else is obscuring your vision. This can cause serious problems because, although you've been told that 'You've discovered a hidden trap', you can't see where the bloody thing actually is!

There's a high chance you'll walk one of your characters straight into the thing simply because there was no way of knowing it was there.

The actual game system is clumsy too. Each character has a set number of Action Points which they can spend each turn on walking, turning round, hitting out and so on. This is all well and good, but actually moving around is trickier than it



You can move here (top), but you can't go here (above) because you have no line of movement. This control system is awkward at times.



Now then, a bit of a scrap. Right click on the baddie to find out how hard he is, and if he's too tough, retire as fast as your little legs will allow.

needs to be. You have to pick precisely where your character is going by means of a pink rectangle which only appears when your character has a 'line of movement'.

While this isn't disastrous, it does feel rather ham-fisted. Once all the group's action points are used up, you simply hit a button and the monsters move around a bit. Then you repeat the process.

Another problem with the game is the lack of group interaction. There's very little feeling of all your characters being together.

Most of the time you'll have the characters who are good at fighting wandering around the place while those that can't fight are either ignored or left trundling around ineffectually at the back. Of course, they could always try casting spells and using their special skills. The problem here is that it takes so long to build up enough spell energy to cast a spell or use a skill that, when it goes wrong, it's all you can do to stop giving it all up there and then.

The emphasis may be on exploration, but the line of sight restrictions make it hard to keep your group together, as you'd much rather send one chap this way to see what's about, and another chap that way to see what's down there. It's not very satisfying.

Having the dungeons randomly generated means you'll never play the same game twice but it also means that some of the levels you're going to encounter will be very frustrating. You're likely to be hemmed in by traps and will have to spend literally hours wandering backwards and forwards while you try to build up enough spell energy to disable them and move on. GRRR!

The game's biggest crime is that

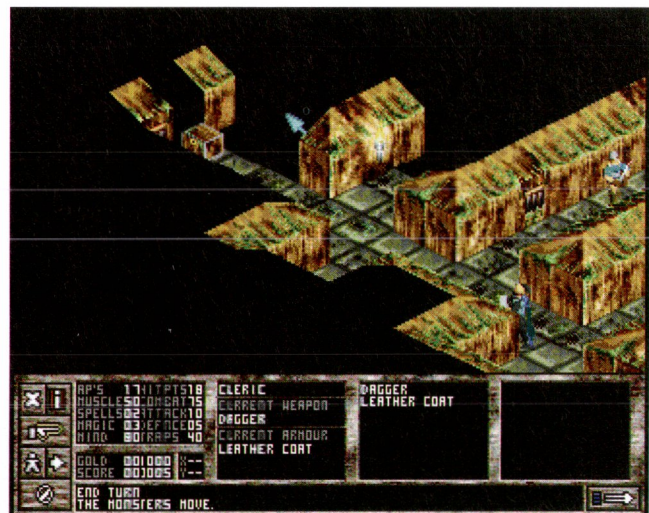


Queueing up to buy some equipment at the start of the game. Come back here when you've made some dosh and buy better supplies.

the enemies you encounter are so hard to see. You're told you've spotted a monster, but can you see the thing? Probably not, even if it's on the square next to you. This soon gets to be very annoying indeed.



With only three grand in the bank and a broadsword costing ten times that, there's a lot of killin' to do!



The line of sight feature in full effect. Just what's lurking down here is anyone's guess.

OK, so *Blade*'s had a bit of a kicking so far. It's not actually a dreadful game. It's huge and will keep you playing for a long time, especially if you put some ground work in and get used to the game's foibles. Although the control method may be unwieldy and awkward, the structure is fairly straightforward. All you have to do is kill monsters, collect gold, travel back to the surface and buy your party better weapons so they can fight the harder monsters in the deeper dungeons.

Anyone who's played an RPG before will be familiar with the system, although anyone who has an attention span of less than half an hour will soon become frustrated with the over-detailed graphics and clumsy control method.

If the graphics are over-detailed, the same cannot be said of the music and sound effects. There is no actual music as such, which really isn't such a bad thing for a game of this ilk.

However, the sound effects are limited to the odd bird tweet and quick snatch of speech. This is very uninspiring, as is *Blade* overall.



You're actually fighting a baddie here but it's a little hard to tell, isn't it? You should try playing it.



Oh, that's where it is! Luckily wasps aren't too much trouble, and one hit should see 'em off.

PUBLISHER: Alive Mediasoft (01623 467579)
PRICE: £14.99
VERSIONS: A1200
REQUIREMENTS: 1Mb (A500) HD, extra Fast RAM (A1200)
RELEASE DATE: Out now

GRAPHICS: ●●●●●
Jerky, cluttered and hard to see the baddies.

SOUND: ●●●●●
A moody intro and that's about it. You'll soon tire of hearing "You see a monster".

ADDICTION: ●●●●●
It'll take a long time to get into. Those that do try really hard will spend days playing it.

PLAYABILITY: ●●●●●
The system's fine, but the controls are clumsy and awkward. Persistence and a forgiving nature are needed to play *Blade*.


OVERALL VERDICT:
Not dreadful, but disappointing. More could have been done to make this a lot better.

65%

With **Foundation** almost completed, **Paul Burkey** talks about level design, lava, hills and hot air balloons...

Foundation

WORK IN PROGRESS



The gorgeous landscapes of **Foundation** which introduce each level in the 40 mission Conquest.

The final stages of *Foundation* are here and it's time to work on developing the levels. The game uses a system of Conquests which contain a number of Missions.

When the game is released it will contain a 40 mission Conquest. Soon after the release of *Foundation* I will be working on new Conquests that

There are plenty of other things to keep the levels interesting, like stealing the enemy's gold reserves...



Fig 1 - A simple grayscale map (top.)
Fig 2 - Transformed into a fully rendered landscape with beaches and hills (above).

simply slot into the original game and provide new level designs and a place for many new features to be revealed. At a later stage, a Conquest creation system will be released to allow the user to create and distribute Conquests of their own. This is to ensure that you have a wide range of custom game options with random landscapes, and a never-ending supply of set missions.

For this feature I will explain the techniques that were used to design the Missions for this first Conquest. The very first thing to do is design the layout of the map. This can be done with a map editor, but for speed I prefer to use a paint package to create a simple grayscale map that defines the areas of sea, together with the peaks of the hills and the slopes of the land. You can see a very simple example here (fig.1) which shows two bodies of land in a rather plain looking landscape, which is

perfect for this example. When the shape is ready I run it through a conversion process that turns the dark and light areas into the distinct levels of a landscape.

The conversion process also adds some random trees, rocks, flowers and other features to help me to start the level design with a rough basis for creating a natural spread of objects. When this stage is complete, I save the raw map data and pass them onto Kris at Sadeness who turns the level design into a rendered still for the game itself.

You can see how the rendering turns the previously uninteresting landscape into something a bit more special. In the next picture (fig.2) you can see the landscape from the same angle, but this time you can see the beach areas and the hills. In the large picture you can see how this simple level design can be turned into an impressive introduction of the kind that will be used for each level.

The levels will be simple at first, with only basic buildings and gameplay to introduce the strategies that are to be used later on.

I had to develop some ideas to use for mission objectives for the game. I was a bit tired of the same old "destroy the enemy" missions so some new ideas will be used.

Some of the most interesting objectives include battling your way through enemy settlements to find a prison building where 20 of your people are held hostage. Simply freeing them is not enough because they must be brought back home safely, a concept that brings back memories of *Lemmings*.

Other missions would include saving a friendly team from a deadly disease while an unfriendly teams attempt to block your protective actions.

There are plenty of other things to keep the levels interesting, like stealing the enemy's gold reserves and breaking into their buildings to steal their designs, so you can build your own highly advanced buildings.

To add to the variety I developed some new terrain types. This was to

vary the visual side of the game and to introduce new areas of strategy.

On the snowy levels your people will find the cold weather causes them to lose extra energy while they are outside, so the game is played with a much more defensive, slow moving approach.

The third level type is set in a darker, gloomier zone where you will first discover the use of shipping. Ships give a huge boost to the amount of strategy involved in the game as you can no longer defend yourself against the safety of the shoreline.

On the hot lava levels there are no lakes or oceans so water is in short supply and stealing extra supplies from the enemy is a good idea. The fact that the sea has been replaced by hot lava means that shipping is no longer an option. This is why *Foundation* contains a surprise feature in the shape of hot air balloon transport.

The addition of all these ideas should provide a good mix of gameplay in the 40 long levels of the first Conquest of *Foundation*.



Different tactics are needed for different terrains. In the snow levels, you'll need to be more cautious and defensive.

FOUNDATION

More details...

Foundation is due for release in January 1998. SADENESS Software are taking advance orders now so if you're interested, contact them at 13 Russell Terrace, Mundesley, Norfolk NR11 8LJ or call 01263 722169. More information can also be obtained from the Sadeness web site so point your browser at www.sadeness.demon.co.uk/foundation.html or email rich@sadeness.demon.co.uk

ISLONA!

WORK, REST AND PLAY, PLAY, PLAY



Block Head

Fast thinking puzzle game comprising: Intuitive Controls, Challenging difficulty curve, Random Level mode, dozens of power-ups, Great music.

Marbleous

100 brain teasing levels each more difficult - you control a metallic ball using your mouse and have to find your way to the exit.

XP-8

XP-8 is a vertical scrolling shoot'em up, featuring 4 way - 50fps scrolling, wicked music, sound effects and amazing animated alien space-craft.

Kargon

Kargon is a completely new challenge! Up to 4 players can compete in order to find one thing out: Who the greatest magician among them is.

Testament

When it gets dark, the living dead begin their celebration on the graveyard. Make your way through swampy tracks and dark tomb monuments.

Cygnus-8


Construct a large scale trading empire in a rich galaxy of planets, or turn criminal and raid space pirate fleets? It's your choice in this sci-fi simulation.

Master AXE

From living legend Master Neil Axe, 3rd Degree Freestyle Kung Fu Black Sash, comes one of the most innovative martial arts simulations ever.

World Golf

1-4 players in practice and tournament modes. Five authentic courses from around the World. Five skill levels. Select 1, 2 or 4 full 18 hole rounds.




"Sixth sense investigations" is a new graphics adventure for the Amiga, based on the classic LucasArts style games. The base storyboard tells of a crazy young guy who has the ability to communicate with the spirit of a sarcastic man. A friend, who thinks of himself as a detective, profits from the psychic abilities of his friend (the crazy psychic guy), by using his skills to solve the most bizarre problems of the rich.

Req: AGA 2MB ram. Available on Amiga CD and Disk. £29.99

Fasten your seat belts and be prepared for an experience like you've never seen before on your Amiga. Flyin' High is here and it takes you to a new dimension of 3D-Racing Games. Step on the gas and race over fully textured and absolutely crazy tracks, on asphalt, mud, field paths and slippery ice. On a 68030 Amiga the game is great fun. Playing with 4 players on a 68060 is really impressive.

Req: AGA 6MB ram, Harddisk. Available on Amiga CD and Disk. Only £19.99



If you see it cheaper, and they have it in stock, we'll match the price!




Kid's Games!





Super SKIDMARKS+ CD

Super Skidmarks was possibly the most addictive and fun game ever. WAS, because now there's Super Skidmarks Plus, featuring around 50 vehicles, dozens of tracks, new music and sound effects. The fastest most playable 4 player racer ever! £14.99. (Amiga CD)



Gloom3 Ultimate Gloom

Gloom3 "Ultimate Gloom" is the latest in the Gloom series. Featuring even faster 3D graphics, 50 Huge new levels new sound effects, 21 new combat levels, 10 new Zombie levels, Double the amount of colours that previous Gloom games. More blood than ever before! £14.99. (Amiga CD)



Available on CD-ROM or Floppy.



You could be the one person in history that builds an empire that never falls. - Discover New Technologies - - Build Wonders Of The World - CD Version includes AGA & ECS

STREET RACER

An unrivalled racing and fighting experience! (Its time to make some more friends). Street racer is now available on the Amiga. The CD version includes enhanced music and the "original" PSX intro!. £14.99. (Amiga CD & Disk)



CALL: 01793 432176 TO ORDER

Islona Entertainment (Epic) - BSS House, Area50, Cheney Manor, Swindon, UK

Most items are held in-stock ensuring fast delivery. Please add a total of £1 per title for P&P within the UK and Overseas. Trade enquiries welcome, All prices listed include VAT. E&OE Free Games Catalogue Available, Send SAE. Please make cheques payable to ISLONA - Islona is a part of the Epic Marketing Group of Companies. We will beat or match any price for any Amiga game, so long as our competitor has stock of that title.



They're quirky. Quite often then don't actually work. Sometimes they're appalling. Sometimes they're really rather good and they're all made by you. **Andy Smith** checks them out. They are, of course, the...

Reader Games



AFCD22: -ReaderStuff-/-ReaderGames-

And we love 'em no matter how good, bad or ugly they are. The idea behind these next few pages is to encourage the creativity of our readers by giving them the chance to show the world the games they can create. Every month we rummage through our big box of Reader Games and pick out the ones that we feel could benefit from our years of gaming experience. That

doesn't mean we idly slag off the really crap ones (though the temptation to do just that is too much, even for us) we merely point out where the programmer should be directing his efforts to make the game even better.

And the readers' incentive? Well, apart from having your game appear in the hallowed pages of *Amiga Format* and apart from having your game on our cover CD so that other gamers can play with your creation,

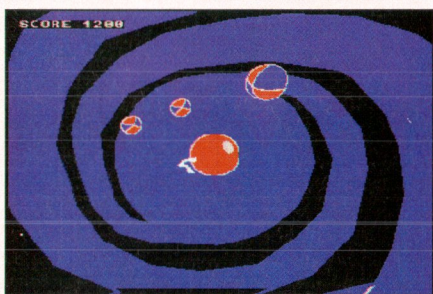

we also award the author of the month's Star Game a whopping £50. That should buy a few beers or sherbet fountains or whatever.

If you've always had a great idea for a game but haven't got around to actually coding the thing, then now's the time to do it. And remember to fill out the disclaimer form when you pop your game into the envelope alongside your photograph. Got all that? Great. Onto this month's goody bag...

GAME: Lion Attack AUTHOR: Tim Sycamore LANGUAGE: Blitz Basic

Quite why Tim decided to call his first submission to Reader Games *Lion Attack* is a mystery as the game features no lions at all. It's actually a clever mix of a couple of very old games – *Asteroids* and *Tempest*.

The *Asteroids* connection is the most obvious in that the player controls a small ball



It's a lovely graphic style isn't it? Your ball's quite small when you start out (above) but soon becomes inflated when it's absorbed a few of those beach balls flying around (right).

in the centre of the screen and must destroy the floating beach balls that fly around by shooting them. Hit a beach ball and it breaks up into two smaller beach balls which then need shooting themselves.

Unlike *Asteroids*, the player's 'base' stays in the middle of the screen and only the turret moves (this is the bit that's ever so slightly like *Tempest*). Shifting the mouse left and right causes the turret to skim around the outside of the player's ball and so the game's a frantic kind of turret-moving affair as the player attempts to stop any of the moving beach balls colliding with his main ball.

But collisions aren't a disaster. Every time a ball hits the player's base it becomes absorbed and the player's base gets a little

bigger (if a big beach ball manages to collide, it increases the player's ball size quite a bit, but if a small beach ball hits it only makes it grow a tiny amount). Several balls can become absorbed before the player's ball becomes too big and it bursts, heralding Game Over.

A good spell of shooting allows the player to reduce the size of his ball so you can even bring things back from the brink if you're good enough. As for the point of the game, well, it's just to score as many points as you can.

Tim's even included a Medium and Hard mode where your main ball starts off larger than normal (again, a good bout of shooting will reduce the size of the ball).

Overall, *Lion Attack* is alright. The graphic style is a refreshing change and the only thing it really needs is a keyboard option.

This might be difficult to implement because of the speed required, as you really need to be able to whizz around the ball to get all the beach balls heading your way. It would still be useful, though, as the mouse control takes quite a while to get used to.

AF



VERDICT:

A good looking game that's fun to play. The mouse control takes a while to get used to and the addition of something else to break up the monotony of all those beach balls would have been welcome. As it stands, it's a fine diversion for a few minutes.

GAME: Playball AUTHOR: Gerald Brook LANGUAGE: Amos

Here's an excellent little puzzler for you. It's a sorta, kinda, *Tetris*-a-like in that the object of the game is to line three coloured balls up so that they disappear.

Except it's a lot harder than that because the balls are fired from the bottom of the screen by an angled arrow. The balls shoot up the screen and bounce off the walls before coming to a rest at the top. Your only real chance of lining three balls up is to fire a ball, move the arrow at the bottom of the screen a bit (it sort of moves in small steps) and then fire another one.


If you've judged the angles correctly you'll find the second ball bounces up and lands next to the first. Except that you probably didn't

want it to because it's the wrong colour. There are five different coloured balls that alternate randomly, so when you're stuck with a ball of a different colour, deciding where to put it can be real fun.


Thankfully Gerald's decided to award the player bonuses every now and again. These include a bonus that allows you to see the path of the next ball that's going to be fired (so you can move the arrow

around until the ball's going to land exactly where you want it to) and a bonus that makes your arrow point straight up, so you know it's going to fire the ball directly onto whatever ball is at the top of that column.



This is a great game and provides a real challenge. Even the music that accompanies the action is pleasant. Well worth this month's Star Prize. 

That angled arrow makes life very tricky - you'll be glad to get a bonus that straightens it out...

**VERDICT:**

An excellent little puzzler that should keep you playing for ages. It won't appeal to everyone, especially those that don't particularly like thinking about their games, but I reckon it's a cracker.

GAME: World in Peril AUTHOR: Philip Ord LANGUAGE: Amos Pro


And just to prove that not every entry to Reader Games is coded by a 14 year old we have Mr Ord's *World In Peril*. Now then, Mr Ord is well into his fifties and is a fine example of the spirit that exists amongst Amiga owners in that he's coded this game purely because he gets a lot of enjoyment from coding something through to completion. And he's also come up with a decent game.

It's not an original concept, merely a *Space Invaders/Galaxians* type shoot-em-up. Two alien motherships sit, indestructible, at the top of the screen and pour out thousands of little alien ships that hurtle to the ground dropping bombs in an attempt to blow you up.

You sit at the bottom of the screen, very destructible, and attempt to shoot as many of the descending aliens as you can. There are power-ups to collect in the form of diamond

shaped craft that give you extra firepower if you manage to shoot them, and there are sneaky Christmas tree decoration Death Bombs that kill you if they manage to escape off the bottom of the screen. Simple, easy and fun. But only up to a point.

For a start there's just too much going on. Philip mate, turn down the speed and reduce the number of aliens attacking at once, eh? Because everything's running at 100mph you end up just whizzing your tank thing from side to side with the firebutton held down and just hope to kill the aliens as there's not enough time to pick out targets.

And as for the Christmas tree things, well it's far too easy not to notice them and blast away merrily just to find yourself exploding for no apparent reason. Having said all of that, this is still a laugh. 



Just look at all that! That Christmas tree thing is about to slip off the screen and come back and destroy you. It's a mean trick. Stop it.

VERDICT:

Not a classic game but one that should keep you busy for a few minutes. The music's especially good although the sound fx are crap. Less speed and less aliens would have made it more addictive.


GAME: NumberX AUTHOR: Ermanno Manzoni LANGUAGE: Amos

I've only included this one for a bit of a laugh. It's supposed to be a *Mastermind* clone, you know the old board game that had a picture of a bearded bloke who was clearly not Magnus Magnusson on the cover while some lithe Chinese bird hovered behind him? Yeah, you do. It's the one where you had to pick four different coloured pegs and hide them behind a little shield and then your mate (or more usually your sister) had to guess which pegs you'd chosen. White pegs were then awarded for correct colour, wrong




hole and black pegs for right colour, right hole. When all the pegs had been correctly guessed it was game over.

That's what this game was supposed to be like. The computer thinks up four coloured pegs and then you try and guess. Except it isn't



working. The pegs are supposed to be picked from the middle of screen, except they're erm, all purple. Click on four purple colours and the computer then tells you right colour, wrong hole by means of either red or green pegs.

It would be nice if it worked. Probably. Still, I've included it because you can have a go and I'm sure the really clever ones out there will be able to work out what they should have been doing. 

He's flippin' mad this bloke! What's that big thing for then (far left)? And what are all these purple drawers then eh? EHP? If you're mad and want your game ridiculed then don't hesitate to send it in!


VERDICT:

Well, it doesn't work. Give it a go for a giggle anyway.

GAME: Startreker AUTHOR: Andrew Brook LANGUAGE: Amos

Andrew's very unlucky not to win this month's Star Prize for his game *Startreker*. I liked it because it has a very silly but unique feature that I'll come back to. But first the game itself.

Erm, there isn't much to it actually. All you have to do is steer your Starship Enterprise (you knew from the title didn't you?) up and down and occasionally backwards and forwards in an attempt to avoid the constant stream of asteroids that come hammering towards you from the right of the screen.




The Enterprise ducks another deadly asteroid. This isn't exactly the most thrilling of games, but at least it works, eh?


You've got a small amount of energy that you can use (with a press of the firebutton) to get you out of trouble double-quick but there's not much of it (you have to collide with purple asteroids in order to get more) and that's about all there is to the game.

Continue in this fashion until you hit an asteroid and die. Then the best part of the game comes in. Should you survive long enough to beat the high score you not only get to enter your name but you get to draw a little high score picture! No, really! The game dumps you in the middle of a paint package where you can let loose with the paint! And to top it all, the game then saves your picture to disk.

What an excellent little idea – just the sort of incentive you need to actually fire the thing up again and have another go just so you can draw yourself another little picture. If you don't want to actually play the game you can



And here's my picture of the lovely, and missed, ex-art girlie Cathy. Still, my piccy will remind me of her.



just opt to look at the picture (which Andrew even frames for you). I like this idea a lot.

It doesn't add anything to the gameplay (which could do with some additions, maybe some guns?) but it's such a neat idea that I couldn't stop playing with the thing and I'm not even any good at drawing (as you can see from the screenshots).

AF

VERDICT:

Well, there's not much to the game but what is there is fine. A few extra features would have made it more fun to play, but the ability to draw your own high score picture is absolutely inspired. Excellent stuff Andrew.

GAME: Survivor AUTHOR: Steve Bailey LANGUAGE: Amos Pro

Finishing us off this month is a great game from a previous Reader Games author, Steve Bailey who you might remember wrote the game *Ants* (AF98) which I described as 'A fine effort'. *Survivor* here is even better.

It's a kinda *Thrust* meets *Scramble* with a smidgen of *Worms* thrown in sort of game.

You're controlling a small spaceship that's

being constantly subjected to heavy gravity. Scattered around each level are several small men that you're asked to rescue. This involves carefully manipulating your ship so that it lands on the man but doesn't touch any of the landscape, which can be very tricky when you're constantly being pulled downwards and the landscape allows for very little error.

And if that wasn't hard enough there are enemy mines that come after you and have to be avoided. So that's the *Thrust* meets *Scramble* bit. The *Worms* bit is where you can blow holes in the


landscape with your forward and down firing missiles (where going round a ledge might have proved very tricky, you can fire down along it and then descend through the hole instead). Watch out though, because if you get your ship caught in the blast it'll explode too.

This is tough stuff but it's fun to play. There are only six levels but you'll find life gets very difficult after the second, so it should take a while to finish all six. There is no music but the effects are fine and what graphics there are appear to be more functional than decorative. A better than fine effort, so keep 'em coming Steve.

AF



If you can't get through a gap to rescue someone, blow holes in the landscape. Life becomes so much more enjoyable.

**MORE OF THE SAME PLEASE!**

When you're sending in your submissions make sure you also give us:

1. An address where you can be contacted.
2. Details of the language used to create the game.

3. A recent photo of yourself.
- The address to send your stuff into is:
Reader Games • Amiga Format
30 Monmouth St. • Bath • BA1 2BW

READER WARRANT

Everything included on the AFCD must have a reader warrant with it. Just cut it out off this page, sign it and send it in to us with your game and a recent photograph of yourself. A last reminder: if you don't include this warrant we simply won't be able to put your game on the CD – and that means you won't be able to have it judged by other readers.

In respect of all material which forms my reader contribution to Future Publishing's *Amiga Format*, I hereby warrant that:-

1. The material is original and does not infringe any other material or rights;
2. The material does not contain any material which is defamatory, obscene or indecent and is exempt from classification under the Video Recordings Act 1984;
3. That there are no legal claims against the material provided;
4. That I have full power and authority to provide this material to Future Publishing.

Signature:

VOTE FOR YOUR FAVOURITE READER GAME

Every month we're asking you to choose your favourite game. Just have a play on the CD and then fill out this coupon including the name of the game and the name of the author. After Christmas we'll count all the votes and announce the winner!

Choice 1:

Choice 2:

Choice 3:

Name:

Address:


Tel Number:

CHRISTMAS

Alive News

First of all, the team at Alive wish to thank everyone who has supported us this year. We are now in our 4th month and we already have over 500 different games in stock, we have **Phantasmagoria** and **Haunted** well under way and have just released our first title, **Blade** (see opposite). We are rewarding you now with a bonanza giveaway throughout Xmas. Every order over £20 will receive a FREE lucky dip gift from a choice of Top games like **Chaos Engine**, **Rise of the Robots** & **Blade**. Amiga books like **1000 Hints and Tips**, **Din's for Dummies**, **Internet Guides** etc as well as memory sticks! Don't make you glad we have with Amiga - just look what's in store for us. Shadow of the 3rd moon, Onscape & Genetec. Species to name but a few! Alive have a few more lucky dips out there for 1998 - see you then!

Alive mediasoft - The only genuine Amiga Company



Screenshots taken from **Blade** - the latest release from Alive mediasoft. 50 superb levels of spell casting, goblin fighting, treasure hunting entertainment. In the ultimate role playing fantasy adventure you take command of a team made up of warriors, wizards, dwarves and elves. Your mission is to explore the forests and dungeons finding treasure, killing monsters and gaining experience points so you can cast spells which do everything from simple healing to summoning the four horsemen of the apocalypse! Runs on min. 1 meg A500. 256 colour gfx with full speech on AGA machines which require a hard-drive and 4 meg fast ram. Blade auto-configures to your system with CPU-BLT option for machines with accelerators above '030. **Blade is available now.** To order your copy send £14.99 +£1+p to Alive mediasoft.

CU Amiga said "Turn the lights down low, stock up for the long haul, because Blade's the epic sort of game that if it grabs you, can move the clock from 6pm to 6am very, very quickly". "Blade can really suck you in".

CU Amiga Dec '97 - 86%

Do you have a great game? Do you want to make some money? Well what are you waiting for? Contact Andrew Reed at Alive to find out what we can do for you. Tel: 01992 718990 Email: Andy@Alive.demon.co.uk

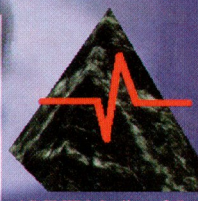
**PO BOX 940
KIRKBY-IN ASHFIELD
NOTTINGHAM NG17 7FA**

Orders: (Tel) 01623 467579
Jennie@Alive@innotts.co.uk

Please add 9am-7pm Mon-Fri

Please add £1 per item Post & Packing

Please make cheques payable to:
Alive mediasoft Ltd.



ALIVE Mediasoft Ltd.

A500 Software

(HDI) = HARD DRIVE REQUIRED
= NEW OR RE-RELEASED ITEM

AWARD WINNERS GOLD

SENSIBLE SOCCER, ELITE, JIMMY
WHITES SNOOKER, ZOO

.....19.99

BIG 100 (100 SHAREWARE GAMES) 9.99

BLITZ TENNIS 14.99

CANNON FODDER 14.99

CANNON FODDER 2 14.99

CHAMPIONSHIP MANAGER 2 22.99

CIVILIZATION 14.99

COLONIZATION 14.99

COVER GIRL STRIP POKER 9.99

CRICKET CAPTAIN 3.99

CRICKET MASTERS 9.99

DAILY DOUBLE HORSE RACING 3.99

DELUXE PAINT 3 4.99

DOGFIGHT 9.99

DUNE 2 - BATTLE FOR ARRAKIS 11.99

F1 MASTERS 14.99

F117A NIGHT HAWK 7.99

F15 STRIKE EAGLE II 13.99

F19 STEALTH FIGHTER 11.99

FIELDS OF GLORY 11.99

FOOTBALL COLLECTION VOL 1

CLUB FOOTBALL, CLUB AND COUNTRY

WIMBLEDON INTL. SOCCER 14.49

FOOTBALL MASTERS 13.99

FORMULA 1 GRAND PRIX (512K) 6.99

GRAHAM GOOCH DATA DISK 6.99

GRAHAM GOOCH WORLD CRICKET 8.99

IMPOSSIBLE MISSION 2025 7.99

KICK OFF 97 14.99

MICRO ENGLISH (8 TO ADULT) 14.99

NATIONAL CURRICULUM 14.99

OVERLORD 14.99

RAILROAD TYCOON 14.49

SENSIBLE GOLF 14.99

SENSI WORLD OF SOCCER 95/96 7.99

SENSI WORLD OF SOCCER 96/97 19.99

SENSIBLE WORLD OF SOCCER 14.99

DATA DISK 96/97 9.99

SETTLERS 14.49

SILENT SERVICE 2 14.49

SUPER PACK

SUPER SKIDMARKS, SUPER TENNIS,

SUPER LEAGUE MANAGER 15.99

SUPER SKID MARKS 12.99

THEME PARK 14.99

UFO ENEMY UNKNOWN 14.99

WING COMMANDER 9.99

WORDWORTH V6 17.99

CD32 Games

ACID ATTACK COMPILATION

GUARDIAN, ROADKILL, SUPER

SKIDMARKS 14.99

RYDER CUP 14.99

SPEEDBALL 2 3.99

ULTIMATE BODY BLOWS

BODY BLOWS & GALACTIC 9.99

ZOO 2 9.99

A1200 Software

ACID ATTACK COMPILATION

GUARDIAN, ROADKILL, SUPER

SKIDMARKS 14.99

ALIEN BREED 3D 12.99

CHASIS ENGINE 2 14.99

COLONIZATION 14.99

CORE COMPIATION VOL 1

BANSHEE, SKELETON KREW,

HEIMDALL 2 14.99

FIELDS OF GLORY 13.99

GUARDIAN 6.99

PREMIER MANAGER 3 15.99

THEME PARK 15.99

UFO - ENEMY UNKNOWN 14.99

WORDWORTH V6 (requires 3MB RAM) 35.99

NINTENDO 64

£99.99 Less £10*

Includes official controller

N64 Fire Pack £132.99 Less £10*

Includes 2 Nintendo Controllers,

1MB memory card and RF lead

* Deduct £10 off the price of any one item

bought at the same time as a Nintendo 64

N64 Top Sellers

BLAST CORPS 89% 40.99

CLAYFLIGHTER 47.99

DIDDY KONG RACING 40.99

DOOM 92% RR10/97 46.99

DUKE NUKEM 64 46.99

EXTREME G 48.99

F1 RACE POSITION 44.99

FIFA - ROAD TO THE WORLD CUP 49.99

FIFA SOCCER 81% 29.99

GOLDENEYE 40.99

HEXEN 85% 44.99

INFLU SUPERSTAR SOCCER 64 44.99

KILLER INSTINCT GOLD 44.99

LAMBORGHINI 64 44.99

LYLAT WARS WITH RUMBLE PACK 47.99

MARIO KART 64 40.99

MULTI RACING CHAMPIONS 44.99

NBA HANGTIME 44.99

NFL QUARTER BACK CLUB 98 45.99

PILOT WINGS 64 90% 40.99

SAFARI SOCCER 46.99

SHADOWS OF THE EMPIRE 90% 47.99

SUPER BOMBERMAN 64 40.99

SUPER MARIO 64 100% RR97/97 44.99

TOP GEAR RALLY 44.99

TUROK - DINOSAUR HUNTER 48.99

WAVE RACE 64 44.99

WAYNE GRETSKY 90% 44.99

WCW VS NWO: WORLD TOUR 44.99

PLAYSTATION

VALUE

£129.99 Less £10*

Includes Two Sony controllers,

Sony Memory card, Demo CD and RF lead

* Deduct £10 off the price of any one item

bought at the same time as a PlayStation

PLAYSTATION TOP 20

ACTUA GOLF 2 92% 30.99

ACTUA SOCCER 2 31.99

COLONY WARS 34.99

CROC - RED ALERT 32.99

CROC 32.99

FIGHTING FORCE 36.99

FINAL FANTASY 7 36.99

FORMULA 1 97 39.99

G-POLICE 90% 38.99

INTL. SUPERSTAR SOCCER PRO 35.49

INTL. TACTICAL AND FIELD 17.99

MICRO MACHINES 3 28.99

NUCLEAR STRIKE 32.99

ODDWORDS: ABES ODDESSY 32.99

REDDENT EVIL - DIRECTORS CUT 27.99

TIME CRISIS - LIGHT GUN 90% 48.99

TOCA TOURING CARS 32.99

TOMB RAIDER 3 36.99

V-RALLY 95% 35.49

WARCRAFT 2 90% 36.99

PC CD TOP 20

AGE OF EMPIRE 32.99

BROKEN SWORD 25.99

CARMAGEDDON DATA CD 11.99

SPLAT PACK 15.49

CHAMPIONSHIP MANAGER 2 97/98 18.99

COMMAND & CONQUER: AFTERMATH 13.99

- RED ALERT DATA CD 13.99

CONSTRUCTOR 29.99

CURSE OF MONKEY ISLAND 29.99

MURDER 3 29.99

DARK FORCES 2 - JEDI KNIGHT 29.99

DUKE NUKEM 3D 11.99

FLIGHT SIMULATOR 98 39.99

HELPI COMPIATION

DUNE 2, PRINCE OF PERSIA, PUSH

OVER, PRO TENNIS TOUR, PINBALL

DREAMS, HUMANS, F1 RACING,

LEADERBOARD GOLF, SUPER VMS

HARRIER, SHERLOCK HOLMES & JACK

IN THE DARK 14.99

HEXEN 2 29.99

LANDS OF LORE 2 26.99

QUAKE 95% 15.99

QUAKE 2 FOR WINDOWS 95 29.99

SECRET OF MONKEY ISLAND 1 & 2 13.99

TOMB RAIDER 2 30x16MB 29.99

TOTAL ANNIHILATION 94% 30.99

WORMS - REINFORCEMENT 13.49

Annual Membership

£6.00

It's easy to join, just phone 01279 600204 or send in the order form. There's

no obligation to buy anything, you can be any age, and it only costs £6.00.

1. Thousands of products to choose from - all at big discounts, many

at below trade price or under half price. There is no

obligation to buy and you can join at any age.

2. Members receive 10 issues of our colour

Club Magazine per year, including our full

catalogue of over 2,000 discounted products and

great prizes to be won.

3. The incredible Special Reserve Book of

2001 Cheats (all formats) will be sent to you with

your Family Membership Card.

4. And choose any FREE GIFTS if you buy

just one item at the same time as you join. All of

our gifts are worth the membership fee or much more. You can extend

(renew) your membership for £5.50 to get more gifts if you want them.

FREE AMIGA MEMBERSHIP PACK

Zeewolf 1 & 2, Football Glory and

Quickjoy footpads

ALL OFFERS SUBJECT TO STOCK.

OTHER OFFERS ARE AVAILABLE CALL

01279 600204 FOR DETAILS.

OVERSEAS MEMBERS PLEASE

ADD £2 POSTAGE

CONTROLLERS

QUICKSHOT 137F

PYTHON 12.99

WITH AUTOFIRE

72 PIN SIMM'S FOR PC, A400, SX-1

AND A1200 RAM BOARDS

4 MB 72 PIN SIMM 17.99

8 MB 72 PIN SIMM 27.99

16 MB 72 PIN SIMM 49.99

EXTERNAL DISK DRIVE

FOR AMIGA OR SX-1

47.99

SMALL COMPACT DESIGN,

COMPLETE WITH CABLES,

INTERNET BUNDLE AND FREE

STARTER GUIDE

ANTI-SURGE 4 WAY

TRAILING MULTI-PLUG 24.99

INTERNAL DISK DRIVE

FOR A400/A600 39.99

FOR A500 39.99

EXTERNAL DISK DRIVE 47.99

CD32 TO SCART TV 10.99

SCART LEAD

CD32 TO SCART TV 10.99

SCART LEAD

CD32 TO SCART TV 10.99

SCART LEAD

CD32 TO SCART TV 10.99

SCART LEAD

CD32 TO SCART TV 10.99

SCART LEAD

CD32 TO SCART TV 10.99

SCART LEAD

CD32 TO SCART TV 10.99

SPECIAL RESERVE BIG CLUB SHOPS

Visit one of our great shops for massive selection at rock bottom prices. We guarantee the lowest price in town by a full £2

BRISTOL

351 Gloucester Road (A38), Bristol.

1 1/2 miles from the City Centre and just up from Kwik Save

Tel: 0117 924 5000

CHELMSFORD

43 Broomfield Road, Chelmsford, Essex.

Just around the corner from the bus station

Tel: 01245 348777

EGHAM

168 High Street, Egham, Surrey.

Near Windsor and Staines

1 mile from junction 13 of the M25

Tel: 01784 473444

NOTTINGHAM

164 Derby Road, Stapleford, Nottingham.

2 miles from junction 25 of the M1,

near Kwik Fit and Pizza Hut

Tel: 0115 949

GameBusters

We're all still in a good-will-to-all-men kind of mood here on AF. Especially **Andy Smith** (because he's still drunk) who's decided this would be the perfect time of year for a Helping Hands Special. And why not...

Helping Hands

SPECIAL!

Helping Hands

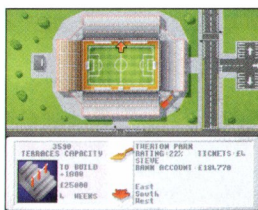
They're talking rubbish of course. I'm merely 'merry' or possibly 'in good cheer'. I haven't had a, erm, what am I doing? Oh yes, Helping Hands. Onwarsh then...

PREMIER MANAGER 3

Dear Helping Hands

I own Premier Manager 2 and 3 and I know the codes to use on the phone for PM2, but when it comes to PM3 a message comes up saying 'So you think I would use the same cheats again? Well you're sadly mistaken!' but then at the bottom it says 'Or are you?'. Does anyone know of any phone cheats for PM3?

Andrew MacLachlan
Wokingham



Aha! Well, we are very happy to announce that if you dial 400040 your players will have a higher fitness rating and better morale. Even better, if you dial 343343 you'll receive some extra dosh. Cool or what?



"And the ball's in the keeper's safe hands." The Killer Penguins are on the back foot here.

UNIVERSE

Dear Amiga Format,

I am currently playing a game called Universe by Core Design. My problem is when I get Boris to meet Silphinaa, the robot comes in and kills her and Boris needs to get upstairs without unlocking the keypad to find the right combination. Can you please tell me the numbers and send the answer to my home address?

Barry Sheehan
Loughborough

Well, no, Barry. We have a strict office policy of not getting into personal correspondence (unless you're a particularly attractive 22-year-old who is single, smokes, drinks and plays a lot of pool and doesn't mind getting up until around 10.30am, and lives in Bath. And owns a kebab shop and taxi service combined). I will, however, tell you what you should be doing in Universe within the pages of Amiga Format.

Talk with Silphinaa until she will allow you inside. Enter and say that you don't know where you are. Read the rest of the conversation until she tells you to go upstairs. Attack the keypad with the bent metal bar, open the wardrobe and wear the suit that's inside. Use "arm computer" on the console over the bed... but, hang on, that's your lot.



Subversive! I'll give him subversive in a minute, right round the ear. Submissive, yes. But never subversive. Well, only a bit.

FLIGHT OF THE AMAZON QUEEN


Dear Sirs,

I'm stuck in the *Flight of the Amazon Queen* on the bit where you have to assemble all the bones. Can you please help?

Mr White
Grimsby



The fabulous cartoon interludes found in *Flight of the Amazon Queen* are amusing. (Right) Don't trust her, she looks well dodgy to me.



Certainly can, Mr White. Walk to the temple, go through any door and pick up all the bodies. Some should produce bones so pick them up as well. Do this in the next room too. When you find the dinorat, give it the cheese bits. Go to the entrance room and put all the bones, apart from the arm bone, in their appropriate holes.

Use the arm bone on the socket and put a coin in the slot. Move the arm bone and walk through the door. After you get rid of the ghost, go to the door on the right.

ROBOCOP III



Dear All,
Have you any cheats for this game? I'm still playing it every now and again but can't get very far.

Jane Meadows
Cirencester

Who was the bloke Robocop's son liked? T.J. Laser? Yes, that was it. Looks like it's the end of the line for the men in black here.

Certainly Jane. During the jet-pack round, hold the right shift key and type 'My Friend Bill' to activate the cheat mode (a limerick appears if you've done it right). Alternatively, hold down either shift key and type 'The Diddy Men' and then press ESC to skip levels.



SYNDICATE

Dear Amiga Format,

I remember hearing that if you typed certain things in as your company name in *Syndicate*, you could gain access to extra levels and stuff. Please tell me if this is true because my little brother's been playing it lately.

Jeff Heath
Lowestoft

I don't know about any extra levels Jeff, but there are a few things you can do if you type in the following names:

ROB A BANK Gives you 1,000,000 credits
COPER TEAM Gives you more cash and weapons
WATCH THE CLOCK Makes time fly by
MARKS TEAM Gives you top quality agents
OWN THEM Gives you all the countries
NUK THEM Gives you the chance to start anywhere.

CIVILISATION

Dear Amiga Format,

I recently bought some classic re-releases (the originals got hidden away somewhere never to re-surface) and wondered if you've got any cheats for *Civ*, *Colonization* and *F-15 Strike Eagle II*? Any help would be appreciated.

Paul Glass
London

Always glad to help, Paul. In *Civ*, press ALT-R to randomly change the computer leader personalities. When you're building things with settlers, give the settler a command, such as 'r' for road building, then select the settler again with the mouse. Repeat this until the road is complete. This works with all settler commands such as 'm' to build mines and it enables you to build things in a single turn.



See! Hamburg's a silly name for a town. Oh no, that's the game below. Hamburg's a great name for a town. Just get it building settlers as soon as you can, eh?

COLONIZATION

Here's a handy cheat for you Paul. When starting a new colony, name it Charlotte. This will allow you to see all the maps instantly, all the other European ports, check the stats of other countries and get you \$50,000 into the bargain. Also, when you access another country's European ports you can spend all their money, letting you recruit loads and loads of people!

If you fancy more money, simply re-name the colony and start another one. Call that one Charlotte and you'll get another \$50,000.



He won't be laughing when I've stolen his land, his culture, his money, his history, his way of life and everything else. Oh yes, never underestimate the power of the tax department!

F-15 STRIKE EAGLE II



Sorry Paul, the only tip we've got for this is that if you press CTRL, ALT and R simultaneously during play, you'll be able to restock your ammunition. Still, that should be good news if you're particularly trigger-happy.

Off you go, ill' ol' missile friend. Go say hello to that nice MIG 17 just up ahead. And if you miss, I'll simply re-arm thanks to this timely cheat!


continued overleaf →

HUMANS

— THE JURASSIC LEVELS

Dear Amiga Format,

Just for a laugh, why don't you print a list of all the levels? Oh, and it would help me get through the game too...



Alright then Pete, but only for a laugh understand. You won't go using them now, will you?

Pete Wilson
Dover

Level	Code		
01	.WHEELS OF FIRE	40SWF
02ROLLING DOWN	41THAT'S NOT IN!
03THE ROAD	42CALORIES
04SKIVE OFF	43MEANS NOTHING
05DAY TRIP	44BODY ACHE
06GIRAFFES	45JESUS JONES
07MAKE UP	46BIGBOYSDOCRY
08FLYING AVENGER	47MOTORBIKING
09WIBBLE	48BUTCH AS
10BILL AND BEN	49SULKY
11SPITFIRE	50SINGLES
12DESERT ANGEL	51IWANNABEBORED
13NOONEKNOWSUS	52LET OFF STEAM
14APRIL 1993	53TOP BODIES
15ALMONDBURY	54WHOSEIDEAWASIT
16KATE	55CASTLE HOWARD
17SNESSY	56REBEL LEADERS
18OLDHAM8BORO1	57REALLY SMART
19FROG AND TOAD	58HANSPLAYSWITH
20DANSFAM	591976 PORT
21SAVERRANCER	60SCREAMINGTREES
2219ACOPY	61ROCK A LITTLE
23M LOVE BONE	62MANCHESTER
24ASYLUM	63CROWNOFTHORNS
25WINOPUSKA	64KRISTI
26ALICEINCHAINS	65LOSERS
27ABSOLUTELY	66BROKE AGAIN
28FABULOUS	67ITS NOT MINE
29ED AND PATS	68PATHETIC CHAPS
30SWEETIES	69SKINNY BALINKA
31YEAH CHEERS	70CRACKERMAN
32THANKS A LOT	71NOT GUILTY
33MONKEYS	72SPOOKY HOUSE
34I'M CNACKED	73BATTLESCARS
35NOODLES	74WEARENOTHERE
36AL PACINO	75CHRISTMASEVE
37DEEJI	76KEELOVER
38MAFIA	77WHAT A NIGHT
39ROADHOUSE	78DOMINATION
		79BONUSPLEASE



See, you can now go right through the whole game without having to solve a single puzzle. But that makes the game rather pointless, doesn't it? Oh well, I'm only here to serve.

MORTAL KOMBAT

Dear All,

I've just got this off a mate and was wondering if there had been any tips printed in back issues of Amiga Format? If so, can you tell me which issues as I'm getting a bit frustrated playing it.

Steve Mills
Wrexham



They won't know what's hit them as soon as the cheat mode's active. Chalk another one up for cheats!

Select the game level as normal, but only use three credits. Play as Rayden and lose on your first match. When you're asked to choose your fighter again, choose whoever you wish to be and you should have unlimited credits. As a bonus, if you press UP, LEFT then FIRE on the Continue screen, it will reset your time. Type in all the letters from A to U three times to be presented with a cheat mode where you can turn off Rayden's body electricity, fight reptile and lots of other stuff.



JURASSIC PARK

Dear Amiga Format,

Do you have any cheats for the game Jurassic Park? I know it's old but I still like playing it.

Sarah Taylor
Hull

Spooky that the word Jurassic should appear twice in this month's Helping Hands, eh? Well, actually it's not, because this query came in a couple of month's ago but lack of space has... no, don't lie, it's because the letter was lost in the recent office move and has only just re-surfaced. I don't know what machine you're playing on Sarah, but here are the level codes for the A1200 version and A500 version:

A1200	B584935A
	E54C67AA
	D5F4AB62
	95B48B42
	85A4834A
	85B48B42
	F54C6FAA
	C57C77B2
	D56C7FBA
	A5149F5A
A500	8EB75C3D
	DE5FB8C5
	EEE7740D
	BEB75C25
	AEA7542D
	BEA7542D
	CE5FB0C5
	FE6FA8DD
	EE77780D
	9E074035



Don't go in there. It's full of dinosaurs who are running around trying to eat people. You're going to go in anyway? Suit yourself then...

THEME PARK

Dear Amiga Format,

I've been following the various letters you've been getting about the cheat mode for *Theme Park* and wondered if you had any other tips that didn't involve typing your name in?

Andy Collins
London



Build huge parks, have very happy punters and make tons of money. All thanks to us enabling you to cheat. Good, eh?

Yes Andy, it's all been getting a little silly hasn't it? Here's some words of wisdom that appeared a while ago. Maybe they'll help everyone along.

1. Improving your rides.

If you put your ride-improvement VAT up to full (9999) for about two or three months and then put it back to zero, you'll find that your rides keep on improving for about another six months without you having to pay anything. The cheat stops if you go to the Sandbox level, but when your rides stop improving you can reactivate the cheat by doing the same thing again.

2. Even better, why not get EVERY ride for FREE!

Step one: Make enough money for lots of research.

Step two: Go to the Sim or Full game option if you are on Sandbox level.

Step three: Put the Shop research up to full (9999).

Step four: Wait. If you find yourself short of cash then put the Shop research down to zero. Always keep the research at either 9999 or 0. Nothing in-between.

Step five: When you eventually get the arcades, don't turn off the Shop research, wait for one more month.

Step six: After you have waited, go to the Rides screen and you should find that you have all the rides!

3. Getting EVERY shop for FREE!

Follow the above procedure, but instead of researching shops, research Improving Your Staff.

4. The Rubber Tubing trick.

If you want a Rubber Tubing ride but haven't got the cash for a big one then just open a small one. Then you can extend it to be as big as you like and you won't get charged any extra for it. Combined with this is a little tip to keep all your punters happy. At the park entrance, use one-way arrows to guide the people to a long rubber-tubing ride. If you disconnect the ride just before the end, the people go backwards through the ride circuit, doubling the length of their experience. This makes them leave feeling very happy indeed!



STAR TREK: 25th ANNIVERSARY

Dear Amiga Format,

I'm completely stuck on the second episode of this game called *Hijack*. All I seem to be able to do is fix the transporter and I can't even do that. Can you help please?

Barry Simpson
Bradford



Here, didn't we have this last month too? I thought so. Oh, it's a different tip - that's all right then. Carry on Mr Sulu...

Use the Med Tricorder on the Transporter Chief in the transporter room. Take the transmogrifier. Talk to the Transporter Chief again and use Spock on the transporter controls. Exit east door.

In the corridor, use the Sci Tricorder on the north door, then on the junk on the right side of the corridor. Get the junk. Go through the east door.

You will now find yourself in the brig. Use the Sci Tricorder on the brig controls, then use Spock on the wires below the brig controls. Use Spock again on the brig controls and take the wires below. Go through the west door.

Back in the corridor, use the stun or kill phaser on the phaser welder. Use the phaser welder on the force field (left of door and a little above the ground). Exit south.

You're now back in the transporter room. Use the phaser welder on the metal bits to make a transmogrifier bit which you should then use on the transmogrifier. Use the transmogrifier with the bit on the transporter controls. Now use the wire from the brig controls on the transporter controls. Get Spock to use the transporter controls to be beamed to the Masada's bridge. Talk to Elasi Cereth, and give response one. Finally, beam back to the USS Enterprise to complete the episode.

TIN TOY

Dear Amiga Format,

I'm really not very good at this at all. Have you got any cheats please?

Cathy McKinnon, ex-art
assistant
Sitting just behind you all now

Our Cath, how could we refuse you? Simply press P to pause the game and press the left mouse button and HELP at the same time for infinite everything.

Then you can press F1-F5 to skip through the levels or 1-4 to skip to different parts of the same level. Now get back to work...



Sadly, Tin Toy is just one of many games that Cathy is no good at...



If you're having trouble with a particular game or have a solution to a question in the magazine, don't keep it to yourself - write it down or send it in on a disk and we'll do our best to print it.

HELPING HANDS • Amiga Format
30 Monmouth Street • Bath • BA1 2BW



EPIC Marketing

By supporting us,
your supporting the Amiga.



OPENING HOURS

9:30am - 5:30pm

Mon - Sat

POSTAGE COSTS

£1 per title

UK orders

0500 131 486

or 0800 06 888 90

overseas orders

+44 1793 490988

general enquiries

0 1793 514188

fax line

0 1793 514187

email

epicmarketing@dialin.net

posted orders

Epic Marketing

Unit 22 - BSS House

Area 50, Cheney

Manor, Swindon,

Wilts, SN2 2PJ, UK



OPENING HOURS

ARVO - LATE^{PM}

Mon - FRI

POSTAGE COSTS

\$2 per title

Australian orders

02 9520 9606

posted orders

Epic Marketing

36 Forest Road,

Heathcote, NSW.

2233, Australia.



e-mail:
epic@swol.de

Telephone:
+49 0 7071 63525

German office

Epic - Paul Lechler

Strasse 4, 72076

Tubingen, Germany.



CREDIT CARD ORDERS WELCOME

All items are sold subject to our normal terms and conditions. E&OE

All prices include VAT. *Shipping on floppy disk.

KS2/3 - Compatible with A500+/A600/A1200 etc



World of Clipart Plus is a double CD-ROM containing **40,000** mono and colour clipart images. It includes over **100 categories** including: animals, people, vehicles/transport, food&drink, zodiac, xmas, cartoon, music, computers, technology, babies, women, men, dogs, cats, birds, office equipment, trees and dozens more. Most clips are IFF.



Order: CD77x UK: £14.99 - AUST: \$36

WORLD OF CLIPART - All Amiga's



Magic Workbench Enhancer is a stylish Amiga CD-ROM containing not only Magic Workbench but also around **10,000 new Workbench Icons, Backdrops and Desktop tools.** Enhance Workbench even more with this excellent CD.

Includes:

Magic Workbench - 10,000 New Icons - WB Backdrops
Desktop tools - WB Sounds
WB Games - WB Hacks



WorkBench Magic WB

Order: CD187x UK: £14.99 - AUST: \$36

WORKBENCH ENHANCER KS2/3



The Speccy CD 1997 includes around 3,000 all-time classic original Spectrum games and emulators to run them on the Amiga. This CD is a sinch to use. The faster your Amiga,

the better.

Order: CD403 UK: £14.99 - AUST: \$30

THE SPECCY CD 1997 Any



The Epic Collection 3 is a new Amiga CD containing around 600mb of the very best Amiga software, nearly all of it usable directly from the CD. No need to decompress it to disk.

Order: CD405x UK: £14.99 - AUST: \$30

THE EPIC COLLECTION 3 KS2/3



The new Ami-PC Linkup set is a powerful new Amiga to PC Networking package that allows the Amiga to have access to ALL of your PC's drives including: ZIP, Hard disk, Jazz, CD-ROM etc. Win'95 is recommended on your PC, but isn't essential. The package includes everything you need including cables.

This software is supplied free on an Amiga and PC floppy disks. Call 0 1793 514188 for more info.

Order: CD461 UK: £17.99 - AUST: \$36 SPECIAL!

Ami-PC Linkup⁺ NEW KS2/3



Amiga Desktop Video CD volume 2 contains hundreds of megabytes of Video related backdrops, fonts, samples, and clip images. The CD also includes a

full version of Scala.

Order: CD404x UK: £9.99 - AUST: \$20

Amiga Desktop Video 2 KS2/3




ARCADE CLASSICS Plus

Order: CD76 UK: £14.99 - AUST: \$30

Arcade Classics Plus includes hundreds of variations of all the classic arcade games, such as Pacman, Invaders, Tron, Galaxians, Frogger, Tempest, C64 conversions, Q-Bert, Trail Blazer, Scramble, Ping-Pong, Pengo, Missile command, Breakout, Bezerk, Donkey Kong, Tetris and tons more great games.

Amiga CD-ROM GAMES

The Latest CD-ROM Titles!



£14.99



£29.99



now £19.99



now £19.99



£14.99



£19.99




£19.99




£14.99



£14.99



£14.99



£19.99



£19.99

See our other advert elsewhere in this magazine for more great Amiga games.

HARD DISK PREP & INSTALLER⁺ - Allows you to partition your hard drive and install Workbench onto either a 2.5" or 3.5" hard drive. £7 (AHD7-2) for WB3 or (SHS7-2) for WB2.

SCANNER DRIVERS⁺ - Supports Epson GTxxxx, Hewlett Packard, Mirotek, Mustek, Highscreen flatbeds and more. Some drivers require certain spec Amiga's. £5 (SSDS-2)

ATAPI IDE SOFTWARE⁺ (ATP3-1)

Allows you to connect and run any standard PC IDE CD-ROM drive upto your Amiga. £3

ZAPPO / ARCOS CD-ROM DRIVERS⁺

The Latest Version 11.2 of the Zappo/Arcos driver software. £7 (AAZ7-2)

SOFTMEM SUITE⁺ - Softmem makes your Amiga think it has tons of memory. It increases your memory to the desired amount. £5 (SMS5-1)

AMIGA PRINTER DRIVERS⁺ - Includes around 100 Printer drivers for use with Epson, HP, IBM, Star, Canon printers and more. £3 (DRV3-1)

AMIGA MOUSE & MAT


£12.95 + £1p&p



AMIGA XL TSHIRT
£10.99 + £1p&p



AMIGA MOUSE
£8.99 + £1p&p



THE EPIC ENCYCLOPEDIA

AGA, 4mb, Harddisk

Order: CD262x UK: £19.99 - AUST: \$40

The Epic Interactive Encyclopedia is a completely updated product to the extent that it now includes around 16,000 subjects. This version of the Epic Interactive Encyclopedia is available now. It features a superb new updated multimedia interface, hundreds of film clips, images, sound samples and subject information text. This version now supports a multitude of new features including: Colour images, Full-screen filmclips, National anthems and a unique **Inter-ACT[™]** feature which allows you to interact with certain subjects like: Draughts, etc. A superb reference and educational title for the whole family.

Features Include

- *16,000 articles from Aachen to Zurich
- *Unique **Inter-ACT[™]** feature
- *Updated interface supporting colour images
- *Hundreds of film clips small and large
- *Over 4,000 images both b&w and colour
- *Dozens of new features
- *Music Styles from country music to rave
- *Updated Explorapedia now eight sections
- *Sound clips animals to famous speeches
- *National Anthems of dozens of countries
- *EURO-Pedia information on Europe
- *Sound montages styles of music, animals etc
- *Zoom into Animations 4 times as large and much more.



CU Amiga - 91%
Amiga User International - 90%
Amiga Computing - 90%



CD32 GAMES

and A1200 with CD-ROM⁺
Only £2.99 each
(ONE FREE with every FOUR)



VITAL LIGHT
200 levels of sheer unadulterated addictive gameplay. 1-2 players. (32-01)



LEGENDS
Two alien scientists have mischievously travelled back in time to destroy earth. (32-38)



MYTH
You are taken far back in time to confront the evil God Dameron. Rated 96% (32-27)



Insight Dinosaurs
Is an amazing multimedia Dinosaur-pedia, suitable for any Amiga. (32-42)



MEAN ARENAS
It's fast, it's furious, it's slippery. It's Meeeeean Arenas!!! And it's fun, fun, fun. (32-25)



Marvins Marvellous Adventure
Ever delivered pizza to the far side of another dimension? (32-12)



TOTAL CARNAGE
Level after level of blasting, explosive, fantastic flame throwing fun! (32-31)



Video Creator AGA
Create your own stunning music video in time to your music cd's. (32-43)



John Barnes Football
CD quality sound effects, animated crowds, Game runs at arcade speed!!! (32-22)



LAST NINJA 3 (32-23)
Ninja3 is here and ready to explode onto your screen in this stonking adventure beat'em up.



STRIP POT (18)
Imagine five of Europe's most beautiful girls at your fingertips... (32-37)



CHAOS ENGINE
During the last century, an experiment with time and space created a bizarre machine. (32-16)



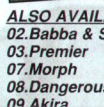
ALFRED CHICKEN
This is no yolk. As the worlds only chicken with a bionic beak, you have to save the world. (32-17)



LIBERATION (32-24)
Enter the 29th Century - and enter a dying world, commercially exploited by the corrupt state.



Now Games!
100 all time classic PD games ready to use on the CD32. (32-29)



GLOBAL EFFECT (32-20)
Make the decisions of a world leader, as you control the balance of nature versus civilization.

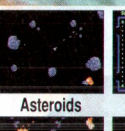
ALSO AVAILABLE...
02.Babba & Stix
03.Premier
07.Morph
08.Dangerous Streets
09.Akira
14.Guardian
15.Thomas' Pinball
19.Chuck Rock
26.Microcosm
28.Nick Faldo Golf
30.Sensible Soccer
32.Zool
33.Wing Commander
34.Oscar&Diggers
35.Fears
36.Thomas' Pinball
39.RoadKill
40.D-Generation
41.Whizz
Other titles available (Get a Catalogue!)



Breakout



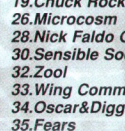
Defender



Asteroids



Pacman



Tetris

Tempest

Galaxians

Invaders

SIXTH SENSE
Investigations is an amazing new Amiga arcade adventure, featuring 32 locations, full character dialog, 3 different worlds, many interactive characters, puzzles and more. This game sets new standards for Amiga gaming. Look for reviews!

Order: CD430 UK: £29.99 - AUST: \$60

SixthSense Investigations

Here it is, what you've all been waiting for: A texture mapped 3D-racing game for the Amiga!

Forget those boring "flat" 3D-racing games. Flyin' High allows you to drive over hills, through tunnels, over ski-jumps and a lot more. Up to 4 Players can play simultaneously by using a 4player Joystick-adaptor. A Construction Kit may follow shortly!

System requirements:
Amiga, KS3, 68020, AGA-Chipset, 4MB Fastram, Harddisk - Fun starts on 68030 running with 30MHz.

Order: CD440 NEW PRICE! UK: £19.99 - AUST: \$40

Flyin' High

AGA Experience 3 is the latest collection of AGA tools, demos, graphics, games etc. This release contains 100% new material and will make a great addition to any A1200/A4000 owners CD-ROM collection.

Order: CD432x UK: £9.99 - AUST: \$26

AGA Experience 3

UFO Encounters contains thousands of documents and images that "no-one" wants you to see. The CD covers all aspects of Abductions and UFO Sightings. Suitable for use on any Amiga.

Order: CD179 UK: £14.99 - AUST: \$30

UFO Encounters

Contains a wealth of software, including: Workbench Games, Fonts, Textures, Clipart, Samples, Multimedia Backdrops, Music modules, Business Letters, Tetris Games, 3D Objects, Images, 3D Backdrops, Tools and more.

Order: CD449 UK: £19.99 - AUST: \$40

Software EXPLOSION!

Deluxe Paint as a product is the envy the whole PC world. It's features and ease of use are not matched by any other graphics package either on the Amiga or PC. Deluxe Paint 5, the latest release, is no exception. Deluxe Paint 5 is without a doubt the fastest paint package available on the Amiga. It's unique palette feature supports virtually all the Amiga's graphics modes. Deluxe Paint 5 includes the most powerful yet simplest to use animation feature you could imagine. Direct support for all the Amiga's animation formats are included as well as of course the industry standard IFF picture format. AVAILABLE ON DISK AND CD-ROM!

Complete with on-disc manual as well as the never before published full printed manual.

Order: CD499 UK: £19.99 - AUST: \$40 (quite heavy!)

Deluxe Paint 5

Nathan Ludkin's MIDI GOLD is a professionally compiled collection of around 3000 MIDI files. Every MIDI track is categorised into various directories, like: Film, Composer/Artist, Style, etc. Great with Yamaha XG System

CD492 UK: £29.99 - AUST: \$60

MIDI GOLD

Visit our new web site
www.globalnet.co.uk/~epic/
e-mail us
epicmarketing@dialin.net

Games Room

The Games Room is an original compilation of Gambling games. It covers everything from Fruit Machines to Card Games, including Klondike, Poker, Solitaire, Blackjack, and Rummy, Roulette, Darts, Bingo, Pool, Checkers, Chess, Backgammon, Dominoes, Various Board Games like Monopoly and Cluedo, Mastermind, Pub Quiz's and a wealth of other Casino related games and far more than we can detail.

Order: CD451 UK: £12.99 - AUST: \$26

The Games Room

The re-compiled C64 Games CD includes around 15,000 all-time classic Commodore 64 games. It's very easy to use and the CD has a complete index of every game.

Order: CD182 UK: £29.99 - AUST: \$60

C64 GAMES ARCHIVE

3D Objects CD
2 CD's full of Sci-fi pix, animations, sounds etc. Rated over 90% (CD215x) Only £7.99

Anime Babes (18)
Thousands of high quality "adult" japanese images. (CD191x) Only £14.99

Guinness Disc-Records
From the tallest man to the fastest car, it's all here on this great CD. (CD45x) Only £10

Emulators Unlimited
Dozens of emulators from BBC, Mac, C64, Spectrum etc. (CD117x) Only £14.99

SFX Sensation
Over 15,000 files. Includes sound effects from all over the place. (CD165x) Only £9.99

The very latest 17BIT disks specially compiled by Quartz. All the best titles are here. Through an easy to use interface you have access to around 600 brand new Amiga disks all categorised into various themes.

Order: CD495 UK: £14.99 - AUST: \$30

17BIT LEVEL 6

Kid's Games

Suitable for any Amiga
Only £3.75 each (minimum of 2)

POSTMAN PAT
COUNT DUCKULA 1 or 2
BULLY'S SPORTING DARTS
HUCKLEBERRY HOUND
POPEYE 2
POSTMAN PAT 3
THOMAS THE TANK ENGINE
THOMAS' FUN WITH WORDS
SOOTY'S FUN WITH NUMBERS
other titles available...

ADULT SPECIAL!

Order Adult Sensation One, Two and Three for just £20 or order them singularly for only £7.99 each

From Only £3 Great for xmas!

BARGAIN CD'S

Buy One, Buy them all, for five quid or under, your want even more!

Adult Mensation	LSD Coll. Volume 2	LSD Coll. Volume 1	Utilities Experience	Movie Maker v1	Epic Encyc 1996 4mb
£5	£5	£5	£3	£3	£5

OVER 200 AMIGA GAMES IN STOCK

CALL FOR A FREE FULL COLOUR CATALOGUE

Commodore Mouse Mat £3.99
Standard Amiga Mouse £8.99
Official Amiga Mouse&Mat £12.99
Joysticks... poa
10 capacity disk box 50p
10 Quality Blank DSDD disks £4.95
Amiga User Manuals £call
Amiga to PC Monitor adaptor £10
Various Cables £call
Disk labels 2p ea
3.5" A1200 Hard drive cable £20

Consumables Any Amiga

Pinball Brain Damage

Pinball Brain Damage is an exciting new AGA only Pinball simulation, featuring Super-hires graphics!, multi ball, multi flipper and tons of other features. Look out for the review!

Order: CD486 UK: £19.99 - AUST: \$40

Nothing But Tetris

Around 100 variations of the all-time classic game "Tetris". All the games are runnable from the CD.

Makes a great gift for anyone!

Order: CD148 UK: £9.99 - AUST: \$20

Nothing But Tetris

ENCYCLOPEDIA OF THE PARANORMAL

The Epic Interactive Encyclopedia of the Paranormal is an exciting new multimedia Amiga based CD-ROM featuring high-res AGA graphics throughout. Covering subjects like: UFOs & Aliens, Strangelife (Bigfoot, Lochness monster etc), Mysticism, Mind over matter, Myths and Legends and more, this CD promises to give you an "experience". Also for the first time on an Amiga multimedia CD, there are true "AVI" files (Audio & Video). Hundreds of colour images, masses of AVI's, and animations, hundreds of voice-overs, over 40 minutes of presentations around 400 subject synopses, and hundreds of "cross-referenced" articles.

Order: CD423 UK: £19.99 - AUST: \$40

Cartoon Clipart

Contains 500 commissioned high quality professional clipart images, all of which are royalty free. It's supplied with a 30+ page booklet showing all the images. Every cartoon image on this CD is 100% original. A great value, high quality product.

Order: CD235 UK: £19.99 - AUST: \$40

Features Include

- *Hundreds of articles -
- *Updated interface -
- *Hundreds of film clips
- *Hundreds of images -
- *Sound clips -
- *True AVI feature
- *Over 400 Synopses -
- *Full Multimedia Presentations

FREE CD'S With Every Purchase Over £25

SOFTWARE EXPLOSION! - New Release - Worth £20 - Place an order now of £25 or more and receive this CD free! Contains a wealth of software, including: Workbench Games, Fonts, Textures, Clipart, Multimedia Backdrops, Samples, Music modules, Business Letters, Tetris Games, 3D Objects, 3D Backdrops, Images, Colour Clipart, Tools and more.

Spend £50 and we'll send you another Mystery CD free. Spend £75 and we'll send you another 2 CD's free! etc...

PLEASE SEND ME.....

THE TOTAL VALUE OF THE GOODS ARE £
PLUS POSTAGE OF £
SO THE TOTAL OF MY ORDER IS £
MY NAME AND DELIVERY ADDRESS IS...

TEL: AMIGA MODEL
I WISH TO PAY BY...
☐ CHEQUE ☐ POSTAL ORDER ☐ CREDIT CARD ☐
CARD NUMBER EXP ISS

AMINET CD-ROMS NEW PRICES!

Aminet Set One & Two
Each set contains a 4 CD set with mb's of tools, images, modules, animations and more. Only £15.99

Aminet Set Three
A 4 CD set containing some of the latest tools, images, modules, animations and more. Amazing! £15.99

Aminet Set Four
A 4 CD set containing some of the latest tools, images, modules, animations and more. £27.99

Aminet Set Five
The Latest 4 CD set containing the latest tools, images, modules, animations and more. £27.99

Now you can use any PC Trackball or Mouse on your Amiga!

PRIMAX Master Mouse

Mouse Master is a stylish Trackball that doubles up as a Mouse! Supplied with our Mouse-IT software and dongle, this allows any PC serial mouse, trackball or pad to be used on the Amiga. You can buy Mouse-IT separately for just £7.99 or get it free when you buy the PRIMAX Master Mouse.

£39.99

XCOPY Pro^

XCopy Pro is the most advanced Amiga disk copier suite available. It includes numerous duplication modes from standard dos type copy to a deep nibble type copy. Every Amiga owner should have a copy!

UK: £12.99 - AUST: \$26 Available from the UK only

Blitz Basic 2.1

A next generation BASIC with features borrowed from PASCAL, C and others. Program any type of software with more power than ever before.

Complete with full manual. AVAILABLE ON DISK AND NOW AMIGA CD-ROM.

The CD version includes the full Blitz Basic 2.1, the full printed manual as well as on-disc manual. The complete range of BUMS (Blitz User Manuals) - These alone would cost you over £200, source-code and more. Order: (CD500)

UK: £19.99 - AUST: \$40

Mini Office Suite^

Recently re-released by Guildhall, this superb easy to use office suite is great for the home and small business. It includes a Word Processor with a spell checker, Database, Spreadsheet and more.

UK: £19.99 - AUST: \$40

FREE 24 PAGE COLOUR CATALOGUE AVAILABLE.

Send a SAE Now!

PD Select

Dave Cusick paints, dogfights, battles aliens and plays on the fruit machine... and still finds time to look at the best PD games around.

CANE DEMO

By:**.NCGamez**
 Ware:**.Share**
 PD Library:**.OnLine PD**
 No of disks:**.1**
 Price:**.1.50 + 75p P&P**

Years ago there was a stunningly playable 8-bit computer game called *Thrust*. Versions of that masterpiece were available for just about every home system, and as a youngster I remember spending hours on end hunched over my Acorn Electron, hooked up to a small, early '70s black-and-white TV set, thrusting my way around the galaxy.

Later, when I first made the jump from 8-bit to 16-bit computing, one of the first games I played on my new Atari ST was *Oids*, a title which owed more than a little to *Thrust*.

In *Thrust* and its many imitators, the player controlled a little triangular ship which had to be guided around a cave complex. Along the way the player had to contend with limpet guns attached to cave walls, as well as the effects of gravity, while collecting pods



Carry the little fella to safety (below) – or drop him in the water, hit him off the walls and squash him. As we did. We're not too good at this game...



which would swing around awkwardly underneath the ship.

CANE stands for *Cargo And Nothing Else*, and in this *Thrust* clone you must collect people and parcels from several alien worlds. This being a cut-down, shareware evaluation version of the game, you can only explore cave complexes inside Mars and the mysterious Alien Lair. The full game, which costs six quid, promises extra levels, and may also include a level designer and a two player option.

Additions to the classic *Thrust* gameplay include wall-mounted magnets which severely effect the flight of your ship and bombs which you can use to take them out with. Some levels also feature water which can cause even more problems.

Although *CANE* isn't in the least bit original, features some terrible "music" and is perhaps a little less responsive than I'd like, it is still quite an enjoyable romp which offers something for action freaks and puzzle game fans alike.

CLASS HARD DRIVE UTILS 26

By:**.Various**
 Ware:**.Various**
 PD Library: ...**.Classic Amiga Software**
 No of disks:**.1**
 Price:**.£1.00 + 75p P&P**

The highlight of this assortment of utilities is *HotBar*, a handy program which pops up an icon bar at the bottom of your Workbench screen whenever the mouse is moved down there. You can specify which program icons *HotBar* displays by editing a small configuration file. There are scores of similar programs in the public domain, but *HotBar* is particularly useful for people who don't want large portions of their Workbench permanently covered with icons but still want quick access to their favourite utilities.

Other useful inclusions: *Personal Icon 1.0* allows you to edit Workbench icons from within *Personal Paint v6.3* or greater, while preserving any Tooltype settings; *LHA2LZX*, which

unsurprisingly repacks LHA files using the more efficient LZX archiving system; *DMS 2*, the diskmashing archive which was once so popular; and Frank Bunton's excellent *AmigaGuide* guide to, erm, writing *AmigaGuides*.

ShowConfig is designed to display the current system configuration in a ReqTools requester, although all it succeeded in doing on my machine was crashing nastily. There's also *Joytest*, a simple but well presented joystick testing utility; *QuickGrabAGA*, a nice screen grabber which features a delayed grabbing option (very handy for beleaguered computer journoes such as myself); and a few Workbench backdrops. As with so many utility compilation disks, there's probably something for everyone.

HYPRA

By:**.Ernest Ruckle**
 Ware:**.Free**
 PD Library:**.OnLine PD**
 No of disks:**.1**
 Price:**.75p + 75p P&P**

In the last few years Hypertext has exploded onto the computing scene in an amazing way. It's been around for years, finding a degree of success in CD-based encyclopedia and the like. *AmigaGuide* and its Win95 counterpart Windows Help are examples of Hypertext systems too.

But it has been the enormous growth in the popularity of the World Wide Web, the Internet's Hypertext-based wunderkind, that has really led to a massive increase in the use of Hypertext documents as a means of



Create your own professional-looking hypertext documents with ease.

PD selection of the month

hotdog

By:Various
 Ware:Free
 PD Library:OnLine PD
 No of disks:1
 Price:75p + 75p P&P

Several issues ago in PD Select I took a look at the latest version of *Dogfight*, one of the simplest yet most addictive two player games to have ever been created for the Amiga. Now OnLine PD have put together a disk containing no less than four *Dogfight* games. Mmm... crazy, but nice.

DogFight 1.0 was Richard Ling's first attempt at producing a decent Amiga Biplanes


clone. It isn't very

AGA-friendly but it's a fine game which is shockingly addictive. A two player, split-screen blast-fest par excellence, *Dogfight 1.0* is joined here by version 1.1, an update featuring more colourful graphics, extra animation, passing

Zeppelins and a nicer game menu. Then there is Dan Rhodes' hugely entertaining *Dogfight Simulator*, which allows up to four players to compete simultaneously using a combination of joystick and keyboard control systems. The graphics are simple but colourful, and the simplicity lends Rhodes' effort a responsiveness which occasionally appears to be lacking from Ling's seminal shooter. I can also exclusively reveal to my loyal PD Select readers that erstwhile editorial team members at one of *Amiga Format's* now departed rivals were known to shout loudly and sometimes abusively at one another over a lunchtime crack on this particular gem.

The disk also features Chris Hodges' superb *Strike Commander*. The only game on the disk to feature a solo playing option (not to mention guest appearances from Lemmings and Flying Saucers), this natty number comes in two flavours – a plain vanilla 68000 version, and a more pacy and colourful '020 version. Of course, *Biplanes* clones are really the most fun when at least one friend is on hand, but the inclusion of a one player mode, with the computer player proving fiendishly good at the game, is extremely welcome.

Although in terms of gameplay the four programs here do not offer a great deal of variety, between them they should be capable of keeping the attention of you and your mates for a long time to come.



Tally-ho chaps! The German plane lies in flames at the end of the runway (above) and we haven't even taken to the skies yet... but now they're showing off with snazzy tricks and stunts (right).

clone. It isn't very AGA-friendly but it's a fine game which is shockingly addictive. A two player, split-screen blast-fest par excellence, *Dogfight 1.0* is joined here by version 1.1, an update featuring more colourful graphics, extra animation, passing



conveying almost every kind of information imaginable.

The beauty of Hypertext is that the reader can explore aspects of a subject which interest him by simply clicking on keywords. Typical Hypertext documents include sounds and pictures too, making them far more versatile than conventional books or text files.

Hypra is a package designed to enable you to create your own Hypertext presentations. It will run on any 1 Mb Amiga, although its author reckons that it doesn't like running on some A1200s which have trapdoor RAM boards fitted and enabled.

To *Hypra's* credit, it's a far more accomplished product than many similar programs. It's entirely self-contained, capable of producing some genuinely professional-looking presentations and it automatically

squashes text and graphic files down to around half their original size. It's also totally free.


On the other hand, by using a program such as *Hypra* to create a presentation you are restricting your work to being viewed on an Amiga, whereas if you opted to use the most popular Hypertext system in the world today, HTML (the HyperText Markup Language of Web fame), anyone with a Web browser or HTML file viewer could take a look at your work, regardless of the machine they owned.

That said, using *Hypra* is more straightforward than constructing HTML pages using anything but a top-flight, dedicated HTML editor, and that could cost you a pretty penny. The choice, as they say, is yours.

BUBBLE POP MEMORY

By:Software of Sweden
 Ware:Free
 PD Library:Classic Amiga Software
 No of disks:1
 Price:£1.00 + 75p P&P

This AGA-only memory game combines some attractive graphics with a user-friendly point-and-click interface, making it one of the better attempts at exploiting this well-worn genre.

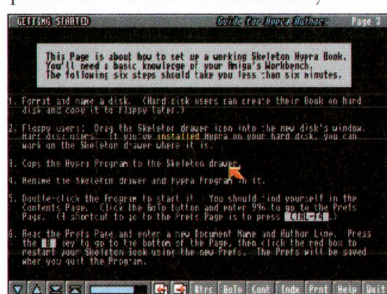


Just to prove we have the brainpower to win (above). Although not all of the time (top).

The gaming screen shows 32 cards turned face down, and the player has to turn cards over two-at-a-time in an attempt to locate pairs of identical symbols on the other sides. Once a pair of cards has been located it remains face-up and the objective is to uncover the 16 pairs in as few goes as possible.

There is a high-score table so you can see whether you actually get any

Continued overleaf →



Hypra comes with very detailed and easy to follow instructions.

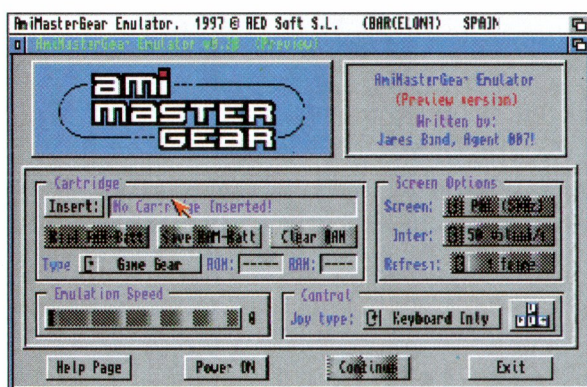
← better at the game as time goes by.

The bright and colourful visuals are complemented by some pleasant enough music, and the animated finger (which points to cards when you click on them) is a nice touch too.

A revolutionary concept in gaming it may not be, but as a reasonably enjoyable diversion Bubble Pop Memory will appeal to folk eager to put their old grey matter through a light workout.

GAMEBOY

By:Various
Ware:Free
PD Library:OnLine PD
No of disks:1
Price:75p + 75p P&P



Before the PC started to dominate the home computer world a few years ago, and once the Amiga had dealt with Atari's technically inferior ST, the main competition to our favourite machine's stranglehold on home gaming came from the consoles.

With Sony's Playstation still years away, Sega and Nintendo ruled the console roost, with a Master System or an NES finding its way into millions of living rooms around the planet. This wasn't enough for the big boys, however – achieving total domination of the games scene meant producing the most popular hand-held console too.

As things turned out, the most popular hand-held console proved to be Nintendo's Gameboy, despite the fact that it was technically inferior to Sega's colour Game Gear and could not even hold a candle to Atari's tragically unsuccessful Lynx.

While on paper it was primitive, the Gameboy earned so many admirers because the games Nintendo released for it were invariably brilliant. From the humble *Tetris* cart which was bundled with the machine for many years, to addictive tennis simulations, blasting games and so on, Gameboy games were simply great fun to play.

Since the Amiga has something of a talent for emulating other machines, it is no great surprise that several Gameboy-loving programmers have come up with ways of running those classic carts on their "proper" computers. Two such emulators can be

Gameboy, Master System and Game Gear emulation, so you can play *Tetris* on your Amiga.

found on this disk, along with a Master System/Game Gear emulator (the latter Sega console essentially being a portable version of the former). With emulation always involving a considerable amount of system-intensive calculations, all three programs require your Amiga to be based on at least an '020 processor.

There is also a small program which patches Gameboy carts to allow players into a Trainer mode in which they can hone their gaming abilities to those of a console-crazy ten-year-old kid.

Copyright laws being as they are, only one game is included on the disk, so you'll either have to find a way of dumping the contents of any old cartridges you might own onto a floppy disk, or else you'll have to start searching for cartridge dumps in the public domain or on the Internet.

This disk will probably appeal most to die-hard Gameboy fans who have parted with their machines and want to relive happy memories, although I suppose if you want to find out what all the fuss was about then it might also be worth getting hold of.

MICROPAINT

By:Frank Reibold
Ware:Share
PD Library:Classic Amiga Software
No of disks:1
Price:£1.00 + 75p P&P

I've said this before and I'll say it again now for good measure – most PD paint programs are much of a muchness. It seems that after writing their first *Breakout* clone, every programmer wants to produce an art package which they then release as freeware or shareware.

Almost without exception, these programs are underpowered, irritatingly limited in some bizarre manner (often by virtue of the fact they were programmed in some form of BASIC), and completely useless in a world where every Amiga owner has *PPaint* or at least an old

version of *Deluxe Paint* that came free with their machine.

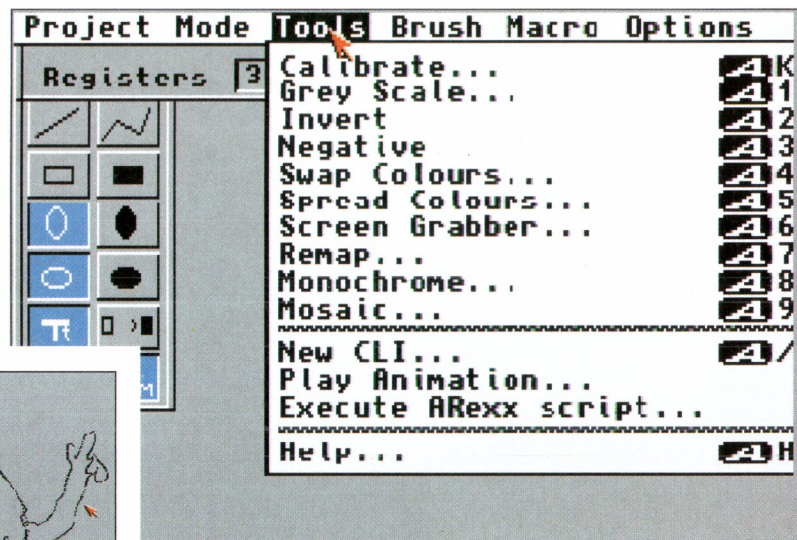
Having said all that, *MicroPaint* is a better effort than most. It supports Datatypes, meaning that you're not limited to using the IFF-ILBM file format; it supports all graphics modes except HAM; it has some simple image processing tools, such as a colour calibration facility and a smattering of distorting and modifying features; and it has an ARExx port which supports a wide range of commands, meaning that scripts can be written so that, for instance, several effects can be applied quickly and easily to a large number of files.

On the down side, it has some strange quirks. Although *MicroPaint* can load images in any format for which you have the datatypes installed, it does this by converting the image into an IFF picture using a separate program called *DT2IFF*. Consequently, converting a picture from one file format is, according to the documentation, best achieved by loading *MicroPaint* twice and using one to grab the screen which the other is displaying – there are no exporting modules here.


To a certain extent all this is irrelevant in the demo version anyway, because it can't even save anything in IFF format. There are some problems which can arise when using ARExx macros, but these aren't entirely the programmer's fault as the operating system itself is has its own peculiarities.

If you don't own *PPaint*, or merely fancy taking a look at what is, on balance, a perfectly competent if not especially outstanding art package, then by all means get hold of *MicroPaint* – just don't expect anything capable of rivaling the commercial packages.

It runs on any Workbench 2 machine (although you will obviously need Workbench 3 to use datatypes) with at least 1Mb of memory and a hard drive. Registering for the full version of the program will cost you US\$15.



Create stunning images like Colin's effort on the left. And we let him do the art for the whole of Amiga Format...



QUASAR WARS

By:Light Designs
 Ware:Demo
 PD Library:OnLine PD
 No of disks:1
 Price:75p + 75p P&P

In the heyday of the Amiga games scene, top-quality shoot-em-ups were so commonplace that blasting fans were absolutely spoilt for choice. These days however, with only a few new games appearing each month, it's a rather pleasant surprise to come across a polished action game.

Although this disk only offers a four level demonstration of the excitement and addiction offered in the full version of *Quasar Wars*, there is enough here to suggest that it could be well worth your while to part with the £15 fee (which drops to £12 if you have the game sent to your email address in DMS format).



Quasar Wars is a slick slice of blasting brilliance, combining smoothly scrolling tasty visuals and a pumping soundtrack with some intensely addictive gameplay. There's probably a convoluted storyline (there always is in these games) but nobody is bothered about all that, as top quality arcade action is the order of the day here.

After being briefed on the objectives of each mission, you are zapped down to an alien world, where you take control of a small spacecraft which tears around the multi-directionally scrolling landscape, collecting various pods and blowing all manner of hostile starships back to their maker.

The full version boasts additional baddies to blast out of the skies, more levels, new graphics and music and so on. Once you have taken a look at this impressive demonstration version, I don't think it will be long before you get around to buying the full game.



Buy essential supplies (top) and then race around alien worlds, blasting anything that thinks it's hard enough to have a go.

AMIGA WIN

By:T Quigley
 Ware:Free
 PD Library:Classic Amiga Software
 No of disks:1
 Price:£1.00 + 75p P&P

Fruit machines are curious beasts. Lots of people pop in a couple of pounds when they're in the pub, but most of the time they won't drop any money at all. On the other hand, there are some true fruity experts out there. One bloke I know rarely leaves a machine without having cleared it out completely, and won't bat an eyelid about putting in thirty or forty pounds because he knows he'll finish up with three times that an hour later.

On a rather more unpleasant note, a less competent gamer who frequents a local public house actually took a tinkle in his trousers while he was standing at the fruit machine, because he thought it was about to pay out the jackpot and he didn't want anyone else to nip in and clear it out while he was in the toilets.

If such stories of fruity obsession concern you as much as they do me – after all, I'm much more of a Cluedo man, because it's a guaranteed tenner when you know the ropes – then perhaps *Amiga Win* will be to your liking. It offers all the, erm, excitement of a fruit machine, and it won't leave you with insufficient funds to afford a pint of your preferred poison afterwards.

It offers hold and nudge options, a skill-stop feature and much more, and even if it doesn't appear to be the most responsive fruity you'll ever play, it must certainly be the cheapest. The downside is, of course, with *Amiga Win* you can't get your fruity expert pal to drop enough money to buy the next round.

LOONY WORKBENCH BACKDROPS #1

By:Loony
 Ware:Free
 PD Library:OnLine PD
 No of disks:2
 Price:£1.50 + 75p P&P

Anyone who has ever taken a look in the pictures directory of Aminet will know just how many people have felt the need to share their Magic Workbench backdrops with the world at large. This two disk collection of 38 IFF images was uploaded by an Australian chap and, while they're nothing particularly special, they're not too bad either.

If our Aussie friend drew the pictures himself then he is clearly a talented artist. On the other hand, he may have just scanned the things in, since you never can tell these days.

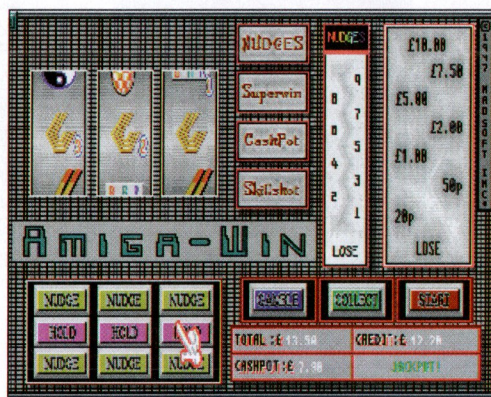
As with so many backdrop pictures, the subject matter is not particularly

Top 10

Public Domain titles

- 1 DARK CITADEL
- 2 BURST A MARBLE
- 3 HERMAN'S EDUCATIONAL ADV
- 4 KANGY
- 5 MUI V3.8
- 6 EUROPEAN MANAGER
- 7 AMIGA PET
- 8 METAL MAYHEM 2
- 9 EDWORD 5.6
- 10 PROTOTYPE

F1 Software, 1 Lower Mill Close, Goldthorpe, Rotherham, S. Yorks, S63 9YB. Tel: 01709 888127



Woo-hoo! I'm rich! Now if only my Amiga would cough up the money...



broad. There are plenty of scantily clad comic book women, a couple of comic book beasts... and that's about it. One for adolescent males, I suspect.

GET YOUR DISKS FROM:

CLASSIC AMIGA SOFTWARE

11 Deansgate
 Radcliffe
 Manchester
 M26 2SH
 Tel: 0161 723 1638

ONLINE PD

1 The Cloisters
 Halsall Lane
 Formby
 Liverpool L37 3PX
 Tel: 01704 834335

OTHER GOOD PD LIBRARIES

New! The Eyetech Complete Guide to Towering your A1200

Do-it-yourself EZ-Tower kits; Mk 2 EZ-Tower assembly; Keyboards and keyboard adapters; High density floppies; 100MB+ cartridge drives; Multiple IDE/ATAPI devices; Zorro slots; High-res graphics cards and scan doublers; PC-Pentium slave boards; Amiga-PC Networking & Integration; Port exp'n.

Do-it-Yourself EZ-Tower

If you are confident about undertaking a small amount of metalwork using hand tools then this is your lowest cost route to a really professional A1200 Tower system - capable of all the other expansion opportunities outlined on this page.

To build your D-I-Y EZ-Tower you will need to:

- ✓ Remove the back panel of the supplied PC tower by drilling out the aluminium pop-rivets
- ✓ Remove a section of internal shelving by making three short hacksaw cuts
- ✓ Trim down a removable plate using metal shears or a hacksaw and deburr any sharp edges with a file
- ✓ Fasten the custom back panel back in place using the screws provided or your own pop rivets.
- ✓ Clip the A1200 power adapter on to the PSU cables using a pair of pliers and the Scotchlock (squeeze-type) cable joiners provided.

That's it! You've just saved yourself £20 for around 20 minutes work.

The Eyetech DIY EZ-Tower costs just £99.95 - including all the components supplied with the ready-built Mk2 EZ-Tower.

The DIY EZ-Tower is also available to non-UK customers without the PC tower FOR EXPORT ONLY at £49.95 inc VAT @17.5%

Floppy drive and backup options

Bear in mind that you should *always* have a bootable floppy drive connected to the internal floppy drive 34-pin header as this may be the only way to boot your computer in an emergency. (Catweasel, Diskplus etc are not bootable)

Your DF0: options are:

- ✓ Use your old drive with the faceplate & extension cable supplied
- ✓ Use Eyetechs EZ-DF0 adapter - £14.95, or £34.95 complete with new Sony floppy drive mechanism with built-in faceplate.

Backup and high density floppy drive options:

- ✓ Mount your external floppy in the EZ-Tower as DF1. (Its lead must be at least 70cm or you'll need a 50cm extension cable - £12.95)
- ✓ Use a DiskPlus interface (you can still use 4 drives on the IDE port - Catweasel doesn't allow this) for DD/HD/XHD Amiga/PC disks
- ✓ Use an Eyetech LS120 drive* on the IDE port. Reads & writes PC format 720KB/1.44MB diskettes & 120MB superdisks (£14.95/1 or £34.95/3)
- ✓ Use an Eyetech IDE Zip drive* for standard data interchange with PCs, Macs (supported by Shapeshifter) and other Amigas.

* Eyetech EZ-IDE software required

Looking for an all-in-one package? Why not treat yourself to the Eyetech EZ-Tower Professional Pack?


Just look what you get for an unbelievable £799.95!

- ✓ **EZ-Tower** with full UK specification A1200, Kickstart 3.1/Workbench 3.1 disks and manuals, mouse, mousemat, TV lead and 250watt psu.
- ✓ **EZ-Key** keyboard adapter, Windows95 keyboard.
- ✓ **25MHz '040** processor (approx 19 Mips) with MMU & FPU and **16MB** of program memory.
- ✓ **1.7GB TowerDrive** with Workbench 3.1 and shareware utilities preinstalled
- ✓ **8-speed CDROM** including the Eyetech 4-device buffered interface with fully registered EZ-IDE CDROM/hard drive/IDE Zip drive/LS120 driver software (see main ad for EZ-IDE details)
- ✓ **880KB floppy drive** including faceplate
- ✓ Fantastic software bundle including **Wordworth 4SE**, **Turbocalc 3.5**, **Datastore 1.1**, **Photogenics 1.2SE**, **Personal Paint 6.4**, **Organiser 1.1**, **Pinball Mania** and **Whizz**
- ✓ All items fully installed, tested and ready-to-go!

AND the option to have:

- ✓ An **LS120** 720KB/1.44MB/120MB super floppy drive/cable installed in your machine for just **£99.95 extra** (at time of purchase only)


The EZ-Tower has great accessibility!



Just undo 5 screws to remove the back and side panels. Another 4 screws and the PSU can be moved to allow you fully access the A1200 board.

The All-New Eyetech EZ-TOWER

"This definitely one of the easiest solutions to building your own tower." *Amiga Format - July 1997*
"The Eyetech tower offers clever solutions with a Velcro easyfit mentality" *Cu Amiga - Oct 1997*



It Couldn't be Easier!

- ✓ Remove the case top and keyboard ribbon cable (No shield removal required).
- ✓ Slot in the ribbon cable from the optional PC/Amiga keyboard interface.
- ✓ Mount existing and new hard and floppy drives and CDROM units in the bays using the screws provided.
- ✓ Connect up the drives power and data cables.
- ✓ Clip the A1200 motherboard/base into the custom backpanel.
- ✓ Push on the power/HD/FDD LED adapter and the A1200 power connector.
- ✓ Put back the outer case. That's it! ...

Now You've Got Tower Power!

Zorro 2, Zorro 3 and other expansion options

The A1200 was originally conceived as a low-cost, entry-level home of performance then our best advice is to either buy an A4000 now, or computer with limited expansion capabilities. Inevitably some com- to buy one of the new PC-AT sized, third-party Amiga motherboards promises had to be made in its design. Two of these limitations - which will fit into your EZ-Tower directly - when they become available early in 1998.

1. There is no practical, reliable way to add a video slot (see below)
2. The well-documented problems in the rev9 Buster chip used for options can be achieved more cheaply and more reliably using other bus control on the A4000 were carried over into the A1200 A1200 ports, such as:

design. However - unlike the A4000 - the A1200 chips are soldered directly on to the A1200 main board, making a field-update to the A1200's equivalent of the rev11 Buster impossible.

In practice this means that any A1200 Zorro bus conversion is inevitably going to be fraught with performance problems at high speeds. For this reason extra memory and high-bandwidth peripherals such as SCSI cards should always be associated with your A1200 accelerator, not with the Zorro expansion board. (Graphics cards are fine - they actually reduce the bus bandwidth required). This is also the reason why we believe it is not sensible to offer a costly Zorro 3 Alternatively you may wish to consider adding a slave PC motherboard expansion option for the EZ-Tower. If you really need these levels within your EZ-Tower - networked to perform these and other functions.

What about PowerPC upgrades?

The Blizzard PowerPC boards from phase5 will fit in the trapdoor space of an EZ-Tower'd A1200, with or without a Zorro expansion board. However you should bear in mind that the PPC boards will be limited to providing 'subroutine' support to specially written 680x0 programs (just like an expensive FPU) for the foreseeable future. If and when a proper native PPC Amiga operating system is available Eyetech will start stocking and supporting these boards directly.

Graphics cards, scan-doublers and the single-slot Zorro option

The Eyetech single slot Zorro adapter fits close to the A1200 main board allowing a PC motherboard and selected PC cards to be fitted simultaneously. It has primarily been designed for use with Amiga Graphics cards such as the Cybergraphics 64/3D from phase5. Please note that as there is no practical, reliable way to abstract the video signals present on the A4000 Zorro video slot from an A1200 (without soldering onto the main board) you cannot successfully use the built-in/optional scan doublers on the Picasso IV or Cybervision64/3D boards with any add-on A1200 Zorro adapters.

To overcome this limitation Eyetech has produced two plug-in adapters which can be used either individually or together - depending on your existing monitor's scanning capabilities. The **AUTO-MON** adapter works in conjunction with the Cybervision 64/3D card to automatically display the output of your current program whether retargeted to the CV64/3D card or displayed via the AGA chipset. If you have an Amiga-compatible multisync monitor the **AUTO-MON** is all you need for seamless use of your Amiga.

The **EZ-VGA** adapter is an external unit that attaches to the 23-pin video socket of any Amiga and automatically scan-doubles any 15KHz screen mode signals so that they display correctly on a normal PC SVGA monitor. PC-compatible screen mode signals (DBLPAL, Productivity, Super7 etc) are passed through unaltered.

AUTO-MON adapter £39.95
EZ-VGA adapter £79.95

Love your A1200 but need PC compatibility for work or study purposes? Then you need Eyetechs EZPC-Tower system for your A1200.

Just £899.95 gets you a ready-to-run system with:


- ✓ A full Amiga EZ-Tower system ready to take your A1200.
- ✓ Jumperless 266MHz-capable 'TX' PC Pentium board with 166MHz cpu, 32MB of memory, Windows 95 keyboard, mouse and Windows 95 operating system.
- ✓ High performance, high res graphics card with full screen/full frame rate MPEG playback (with sound).
- ✓ 32-voice high performance sound card with direct-to-disk, CD-quality recording software.
- ✓ 1.7GB hard drive, 16-speed CDROM, 2 x serial, 1x parallel ports and 1.44MB high density floppy drive.

AND either the Eyetech EZ-PC integration pack:

- ✓ The Eyetech **EZ-VGA** compact, external Amiga scan-doubler to display 15KHz modes - eg games - on a PC SVGA monitor.
- ✓ **PC-Amiga networking software** which allows all PC side hard drives, floppy drives, CDROM drives and networked drives to be read from and written to by the Amiga, including cable.
- ✓ The Eyetech **EZ-Key** PC keyboard adapter for the Amiga
- ✓ A remote desktop switchbox to flip monitor and keyboard between the PC and Amiga sides


OR the Eyetech Siamese pack (additional £99.95):

- ✓ The full **Siamese system version 2.5** software including retargetable graphics.
- ✓ The Eyetech **EZ-VGA** compact, external Amiga scan-doubler to display 15KHz modes - eg games - on a PC SVGA monitor)
- ✓ The Eyetech **EZ-Key** PC keyboard adapter for the Amiga
- ✓ The **AUTO-MON** automatic monitor switch to display either the PC graphics card output (including retargeted Amiga screens) or the scan-doubled Amiga output for Amiga screens - such as games - which will not retarget onto the PC display




The A1200 EZ-Tower

All EZ-Towers ...



...feature a slide-out mounting frame for fitting either ...

...a standard PC motherboard and cards, or...



...a Zorro board and cards (as well as your A1200).

Code	Description	Price £	Code	Description	Price £
EZ-Tower cases, systems, keyboards & accessories					
CASE-T-1200	EZ-Tower case	119.95	ADPT-Z2-A12/1	1-slot Zorro 2 adapter	99.95
CASE-F7-KIT	EZ-Tower DIY option	99.95	ADPT-Z2-A12/7	7-slot Zorro 2 adapter	179.95
CASE-F7-EXKT	EZ-Tower DIY no PC case	49.95	ADPT-Z2-KBUG	EZ-Key upgrade for Z2 adp	35.00
A12-MGR-EZTW	EZ-Tower w/ A1200 system	799.95	GFX-CV643D	Cybergraphics 4MB Z2 card	159.95
APC-CF1-EZTW	EZ-Tower w/ Pent PC syst	899.95	AUTO-MON	AUTO-MON switch for CV643D	39.95
APC-SIA-UG	Siamese upgrade for above	99.95	EZ-VGA	EZ-VGA 23p in-line scandbl	79.95
KBD-A4000	A4000 k/b intl 6p minidin	39.95	INT-121-CD4	4-dev EIDE buff interface	39.95
ADPT-KBD-6P5P	6-pin mini to 5 pin adpdr	6.95	DVR-EZIDE	Univ'l IDE/ATAPI dvr/enhan	34.95
KBD-WIN95	Win95 kbd 5p EZKEY compat	19.95	DVR-EZIDE-SP	EZIDE w/ INT-121-CD4/LS120	17.50
ADPT-KBD-1200	EZ-KEY auto Amiga/PC 5pin	39.95	HD3-LS120	ATAPI 0.72/1.44/120MB FDD	114.95
ADPT-AUD-EZTW	Audio mixer Amiga/CD RCA	19.95	HD3-LS120-CT3	3 x 120 MB superfloppies	34.95
ADPT-SCS-EZTW	Squirrel int/ext SCSI adp	19.95	INT-12C-DSKPL	DiskPlus FDD 1/f DD/HD/XHD	69.95
ADPT-DF0-TWR	Floppy extn cab & faceplt	12.95	INT-22-IDRPL	6xIDE (exp->10) dd/hd/xhd	PD79.95
ADPT-DF0-FP	Int floppy drive faceplate	6.95	INT-SER-PPL	2 x 460Kbaud S + 800KB/s r	89.95
INT-DF0-Sony	Sony FDD i/f DF014.95	14.95	INT-SER-PJR	1 x 460Kbaud highspeed ser	46.95
FDD-INT-DRINT	Sony FDD w/faceplate/EZDF0	34.95	ADPT-HD-2/3	2.5"HD->3.5" bay & cab adap	12.95
PLUG-IEC	Rewirable PSU outlet plug	4.95	CAB44-2W-60C	2.5"HD 60cm cab 44-44 way	19.95

Eyetech Group Ltd

The Old Bank, 12 West Green, Stokesley, N Yorks, TS9 5BB, UK

Tel UK: 07000 4 AMIGA
01642 713 185

Tel Int'l: +44 1642 713 185
Fax: +44 1642 713 634

eyetech@cix.co.uk
www.eyetech.co.uk

Voted AUI Amiga Company of the Year 1996/7

EYETECH

Next Day delivery to EC and USA/Canada. Worldwide deliveries in 2-7 days from receipt of faxed order and payment details. (eg SK32 next day to NYC £25.30)

UK m/land next day insured dely charges: S/w, cables, buffered I/F £3; 2.5" drives, accels, mem boards £6; manuals £7; 3.5" drives, modems, psu's £9.50; Twrs, CD+ (2day) £10

Ringfax/email for other delivery costs

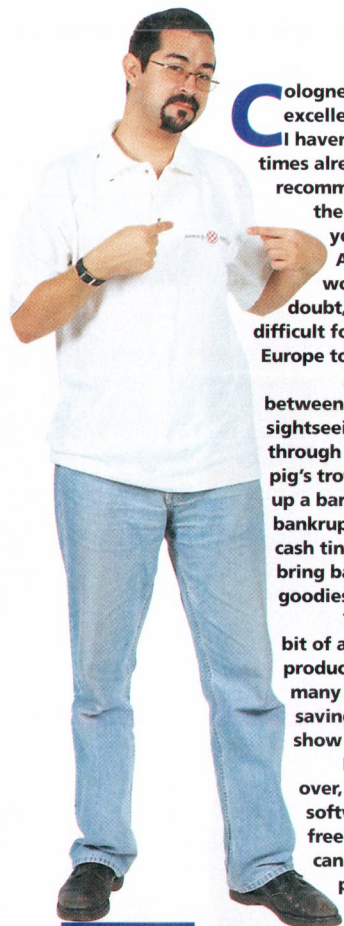
UK bank/building society cheques, Visa*, Mastercard*, Switch, Delta, Connect, Postal/Money orders accepted. * A 3% surcharge is applicable to all credit card orders.

Due to space limitations some of the specs given are indicative only - please ring/write for further details. Please check prices, specs and availability before ordering. If ordering by post please include a contact phone no.

Goods are not supplied on a trial basis. E&OE. All prices include VAT at 17.5%. VAT is not applicable to non-EC orders

SERIOUSLY AMIGA

In-depth reviews of hardware and software, that you can trust.



Ben Vost

AMIGA FORMAT'S REVIEW POLICY

...is very simple. **Amiga Format** is staffed by some of the most experienced Amiga users in the world and what we say goes. OK?

WHAT OUR REVIEW SCORES MEAN

90+%	The crème de la crème. Only the very best, most versatile and effective products are awarded an AF Gold – the most highly prized rating there is.
80-89%	These products are very good, but there are minor flaws or areas that could be improved upon.
70-79%	Not a bad product but quite possibly one that needs a serious update.
60-69%	Average products with somewhat limited features and appeal. Products in this category tend to be flawed.
50-59%	Below average products which are unlikely to impress your mates or your wallet. Avoid.
40-49%	Overwhelmingly poor quality products with major flaws.
Under 40%	The absolute pits.

Cologne was really excellent this year, and if I haven't said it enough times already, I really recommend you taking the time to go next year. It is the best Amiga show in the world without a doubt, and it isn't that difficult for anyone in Europe to get to.

Anyway, in between a bit of historical sightseeing, chewing through huge numbers of pig's trotters and running up a bar-bill which bankrupted the **AF** petty cash tin, I managed to bring back lots of goodies to review.

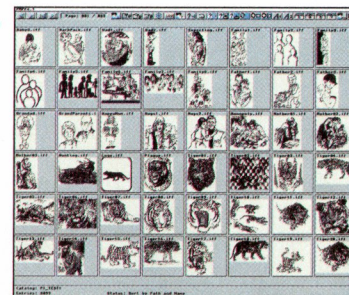

There has been a bit of a drought of new products recently, as many developers were saving them up to show in Cologne.

Now the show is over, the hardware and software is flowing freely again, as you can tell from our jam-packed reviews section. Enjoy!

58 ARTSTUDIO VS PMPRO

Manage your graphics with a dedicated piece of software – but which one? Our head to head will sort you out.


If a picture's worth a thousand words, what about a picture manager?



60 CONCIERTO

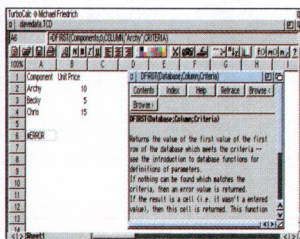
Ben Vost tries to be tuneful with the first add-on board for the Picasso IV.

It's tiny – but it needs to be. The 16-bit sound add-on for the Picasso IV is here.



64 TURBOCALC 5

Dave Taylor checks out the latest version of the Amiga's most popular spreadsheet.



TurboCalc has experienced more than a cosmetic upgrade.

68 CD ROUND UP

The latest CD-ROM releases come under Nick Veitch's scrutiny.



Fancy a new OS? The p.OS pre-release CD gives you the opportunity.

69 AUDIO THUNDER / QUANTUM FIREBALL 3.8GB

Convert samples between formats and then perhaps you could store them on this whopping drive.



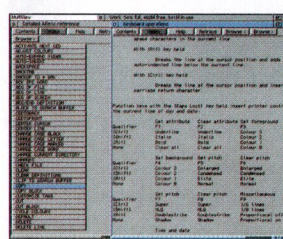
62 TV AMAZING

It's a TV and a scandoubler in one – you just supply the monitor.



66 CYGNUSED 4

One editor tests another as CygnusEd is revamped and re-released to a waiting world.



Updated and ready to retake the crown as the best Amiga text editor.

70 LONGTERM REVIEW

This month another effusive reader, Rob Marris, shares his views on the Squirrel and the DataFlyer.




72 WORKBENCH

Another month of problems solved and tricky questions answered by the experts.

76 AMIGA.NET

You need never feel alone again. Find out when your chums go online.

The net can be a lonely place if you don't know who's there.



Battle of the Picture Managers ArtStudio Professional VS Picture Manager Professional

Need a program to catalogue all your clipart images?
Errol Madoo stands back as the two heavyweights fight it out.



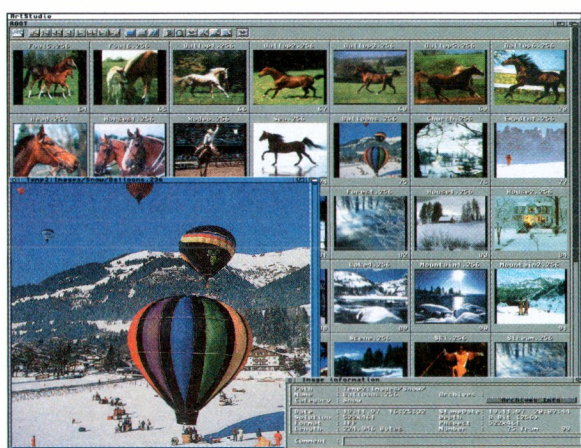
Should you be lucky enough to own lots of image and clipart CDs you're bound to have reached a point where you said to yourself, "I know I've seen a great picture of a Mongolian spotted radish, but which CD was it on?"

You soon come to realise that, although having loads of image CDs at your disposal is great, they are pretty useless unless you are able to quickly locate the image you want.

Cataloguing, sorting and even printing the contents of a CD containing images with undescriptive filenames and alien file formats, can be a very time consuming task.

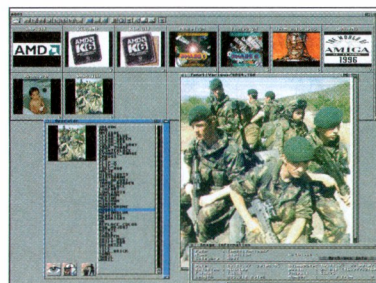
Some of the better graphics CDs make the job a lot easier by supplying graphics in IFF format along with index screens, but if your CDs don't include these features you are faced with two main options.

The first is to trawl through the images one by one, possibly needing to convert them as you go. If you don't fancy that, you can get hold of some software that will automatically do the job for you instead.



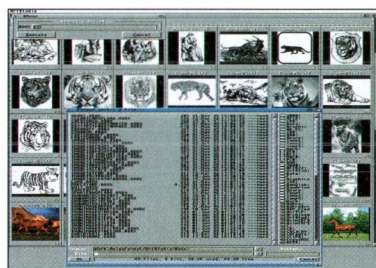
ASP in action, displaying the thumbnails, an image in a window and the image information screen.

ASP loads lots of formats. Here it is about to apply the mosaic filter to an SAS hit squad.



If you have a good collection of graphics CDs in your library, you'll be pleased to know there are two new packages, *ArtStudio Pro* and *Picture Manager Pro*, that promise to automate the whole process of cataloguing for you. They are designed to go through image CD-ROMs, hard drives or individual image directories, generating thumbnail screens as they go.

Once these index screens have been created, they can be sorted, printed, edited and saved to hard disk ready for use. This feature alone is great but both of these programs take matters one big step further and offer features such as image conversion and manipulation.



ASP comes supplied with a whole host of ARexx scripts.

ARTSTUDIO PROFESSIONAL V3.0

ArtStudio Pro comes on CD-ROM and includes various utilities and 577Mb of ready-made catalogues. Installing takes up 6.1Mb of HD space, performed from the standard Amiga installer. It was trouble free, but the installer did wrongly say that it had installed *ArtStudio Pro* to another location.

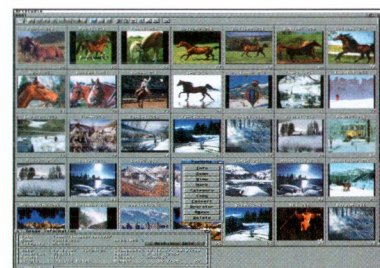
Once running, most of the default settings worked quite happily but I'd recommend having a quick peek at the various program preferences to make sure that the default settings are OK. I'm running a CyberGraphX card and found that *ArtStudio Pro* had defaulted to display images on a PAL Hi-res screen.

Having set it up, it's time to start work. You'll need to create a new catalogue first. This involves selecting "New catalog" from the Catalog menu, giving it a name, hitting the "Create new" button and saving it to disk.

Your next step is to select "Include images" from the Catalog menu and choose a directory or volume that contains the images you want indexing.

Now your first catalogue is ready you can start experimenting with the program's features. There's a whole host of things you can do and most of the commonly used features are accessed via a button strip at the top of the screen.

The "i" icon pops up a window which displays lots of information relating to the currently selected image, the "magnifying glass" icon displays a quick magnified view of the image and the "eye" icon displays the full image. I found the most useful icon to be the "popup menu", which gives you a small popup menu whenever you select an image, giving you direct access to ten of



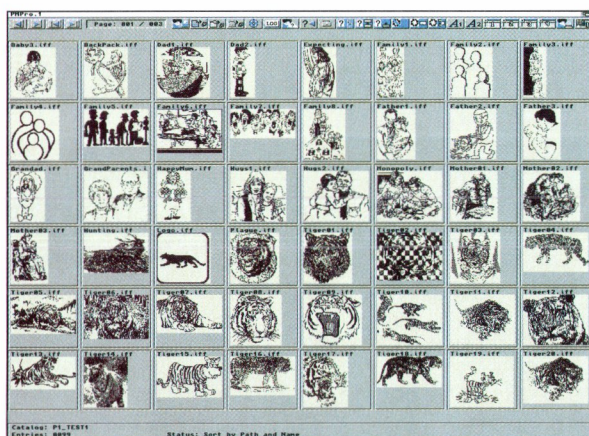
Clicking on an image brings up ASP's popup requestor giving you access to lots of options.

... both of these programs take matters one big step further and offer features such as image conversion...

FOOD FOR THOUGHT

Although these programs are great for cataloguing images, I found myself asking if they were really necessary. Most graphics programs nowadays offer the user the ability to generate some sort of index screen. If not, there are a few shareware programs available, such as *ImageDex*, that don't offer the fancy features but get the job done. Furthermore, it should also be noted that saving catalogues to hard disk will take up lots of hard disk space.

During testing, I created a 16Mb directory containing 99 files sorted into four sub-directories with a mixture of images and clipart files. The size of the resulting catalogue files generated by these programs was eye opening. *Picture Manager Pro* created 1.25Mb of catalogue files and *ArtStudio Pro* squeezed its catalogue files into 1.08Mb. On checking the catalogues supplied with *ArtStudio Pro*, I found that an Amine CD index catalogue averaged 8.5Mb. Bearing in mind that Amine CDs don't normally contain too many images, on rough calculation an average "image only" CD could quite easily take a 20Mb chunk from your hard drive.



the most commonly used features of *ArtStudio Pro*. The popup menu also lets you launch any one of the 45 supplied ARexx scripts, so if you wanted to load your selected image into *Personal Paint* for a bit of pixel editing, select the "ImageToPPaint" ARexx script from the file requestor and voila, *Personal Paint* is launched and your image loaded into it, ready for editing.

ArtStudio Pro's 46 operators (or filters) allow you to quickly manipulate and apply interesting effects to images, and once you're happy with the results you can save your new image to disk.

I would have liked to have seen an undo button in the operator window, because if you are not happy with the results of an operator, you have to delete your image, reload it, and then start all over again.

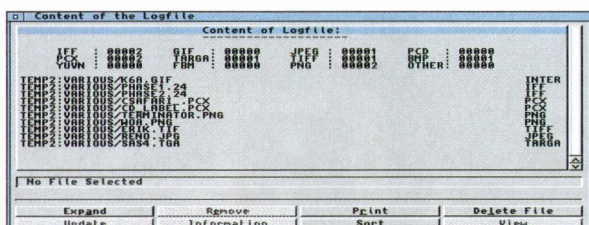
PICTURE MANAGER PROFESSIONAL V4.10

Picture Manager Professional comes on two floppy disks packaged inside a normal looking CD-ROM jewel case.

It performs a nice clean install using 3.5Mb. It should be noted that *Picture Manager Pro* makes use of (and installs) Superview libraries, so if you already use Superview you will save around 850k.


Creating a new image catalogue is much the same as in *ArtStudio Pro* and is simply a matter of selecting "New..." from the Catalog menu, setting the thumbnail size, giving it a name, selecting "Expand" from the Catalog menu and then choosing the directory or device that you want cataloguing in the file requestor.

After your catalogue has been created you can select any image and a popup menu will give you access to 12 of *Picture Manager Pro*'s functions, including image information, view,




Scan through your clipart CDs with ease.

Numerous image formats displayed in living colour. Note the nifty popup requestor.



A couple of PMP's filters applied to an image. From left to right: original, oil paint and colour emboss.

Directory scan results, PMP correctly identifies a multitude of image formats!



PMP at work scanning directories.

convert and process. The process window doesn't offer you the thumbnail preview of *ArtStudio Pro* but it provides a View button so you can see the results after a filter has been applied.

Again, there's a lack of an undo feature but I like the ability to save your new modified image to disk directly from the process window.

HEAD TO HEAD

Although these programs offer similar features and specifications, they are totally different beasts. Both offer the ability to pull graphics straight out of

FEATURE LIST

SUPPORTED GRAPHIC FILE FORMATS
Common: IFF-ILBM, IFF-ACBM, IFF-Deep, IFF-YUVN, Datatypes, PCX, GIF, BMP, TIFF, EPS, Targa, WPG, SGI, Sunraster, MacPaint, JPEG, PCD, QRT, PNG, CDR, WMF, FIG¹, Koala, CGM².

PICTURE MANAGER PRO – FBM, PNM, Doodle, IMG, PIC, MAC, PICT, POV, Degas, C-Source.

ARTSTUDIO – Bitmap: Alias, FITS, GEM, Impulse, IPBM, PBM, PGM, PPM, PSD, RAW RGB, Rendition, RLE, SVG, TIM, Wavefront, ZX Animation: Anim, AVI, FLIC, MPEG, Quicktime.

Vector: AMF, DR2D, DSDR, DXF, FIG. Other: FAX, FAX-IFF, Font, Icon.

Features: Direct ScanQuix support and HTML image catalog export.

¹Picture Manager Pro needs Ghostscript for this format.

²Extra Graphic file format support.

LhA/LZX archives and this will save lots of time for those obtaining their images from online sources.

The extremely powerful *ArtStudio Pro* has more features than you'll ever need, but I found it buggy in places and it sometimes crashed without reason or simply froze, forcing a system reboot. On occasion screen redraws were slowed to a snail's pace and I found that some sections of the Amigaguide file just refused to function correctly.

In comparison, *Picture Manager Pro* is well thought out and silky smooth in operation. It's not as powerful or feature rich as *ArtStudio Pro*, but what it does it does very well indeed.

It is exceptionally stable and its online help is excellent, with individual help topics easily accessed from the dedicated Help menu.



ArtStudio Professional

DISTRIBUTOR: UK, TBA. Germany, Titan Computers Tel: +49 (0)421 481620
PRICE: around £40.00
REQUIREMENTS: WB2.1+ HD 6Mb RAM

SPEED: ●●●○
Fast at thumbnail generation but can slow to a snail's pace after that.
MANUAL: ●●○○
Diabolical, needs lots of work.
ACCESSIBILITY: ●●●○
Can be a little confusing and menu terminology needs attention.
FEATURES: ●●●●
More than you will ever need.
VALUE: ●●●○
A fair price for what it offers.
OVERALL VERDICT:
It does what is promised but needs cleaning up.

68%

Picture Manager Professional

DISTRIBUTOR: Blittersoft Tel: 01908 261466
PRICE: £39.95 + p&p
REQUIREMENTS: WB2.1+ HD 3Mb RAM

SPEED: ●●●●
Sleek, fast and very fluid.
MANUAL: ●●●●
Excellent Amigaguide, no manual.
ACCESSIBILITY: ●●●○
Easy. Little need to refer to the manual for basic features.
FEATURES: ●●●○
Very good at what it does.
VALUE: ●●●○
Superb, as it'll save you lots of time.
OVERALL VERDICT:
If you need to catalog your CDs, this is the one to go for.

92%

Concierto

What produces 16-bit sound but needs a graphics card to work? Ben Vost has the answers...

Do you want a soundcard? Current ones are a bit expensive aren't they? Fortunately, if you're the lucky owner of a Picasso IV you can get yourself a cut-price model that's every bit as good as more developed cards because it's designed to fit onto your graphics card.

When the Picasso IV first came out it was announced that the board actually had a modified ISA and PCI bus – the signals were all there but the connectors had been changed to better suit the dimensions of a Zorro card.

Now, in the Amiga market, we've heard it all before. "Buy our card now and in a few months you'll be able to buy this add-on for it." MPEG video, video capture, TV tuning and more have all been promised to owners of new and expensive hardware.

Village Tronic have decided to buck the trend of promising but not delivering by releasing the Concierto soundcard for the Picasso.

This tiny board contains one chip of any significance, a Yamaha OPL3 synthesiser chip and some logic to make sure it works properly, but it gives you true 16-bit sound for your Amiga (thanks to AHI), 16-bit, CD quality

...have sound like most PCs and Macs, with 16-bit stereo sound at up to CD quality pouring out of your speakers.



That book is about A5, and the Concierto itself is the first board to its right. The other board is the output backplane.

WHAT, NO SOFTWARE?


You may have been surprised to learn that the Concierto comes with no software to actually drive the OPL3 synthesiser, but never fear. The reason that Village Tronic give for this is that they aren't a huge company and there are plenty of very talented Amiga programmers out there that will want to create their own software, not just for the synthesiser, but for all the parts of Concierto. That is the reason why the Picasso96 API is now freely available to anyone who wants it – to allow them to write their own software for this and other Picasso boards. While this is a great idea, it would have been nice to have had at least some software with the Concierto, rather than spending all that money and having to write your own.

Presumably the same state of affairs will exist with the other two upcoming modules, the Pablo video encoder and the Paloma TV tuner. As it stands, Paloma has software to allow you to watch TV on your Workbench screen, thanks to the PicassoIV's picture-in-picture function, but the authors of the software were unable to tell me whether there would be teletext decoding or sequence grabbing at the time of writing this piece. I can only presume that these things may be added at a later stage through Village Tronic's admirable Internet technical support.

sampling and mixing for all the various sound inputs and outputs you want connected to your Amiga. Not only that, but Concierto comes with a MIDI interface (MIDI in and MIDI out) to allow you to hook up your favourite keyboard if you want to push the whole sound thing that little bit further.

With more and more games, like *Myst*, *Genetic Species*, *Foundation* and others, offering support for AHI sound, the Concierto means that rather than taxing your poor old Paula to get dodgy 8-bit sound out of your Amiga while playing, you can take advantage of the ability to have sound like most PCs and Macs, with 16-bit stereo at up to CD quality pouring out of your speakers. Samples will sound so much better and music won't be crackly in the slightest.

But is it any good? Well, at the moment there's no real software to drive the Concierto's synthesiser chip, so no



Recording from CD with the mixing desk in the background.

Concierto-based MODs, but the sound sampler part works beautifully, and the AHI sound from games really is very impressive indeed.

The mixer, on the other hand, is quite confusing to use. It has six inputs to juggle – voice, switcher, line in, microphone, synthesiser and AV, but

what are these? What do they represent? That's not altogether clear.

However, by playing around with the sliders while you have sound playing, you swiftly get an idea of which slider does what, but I would like to have seen

them named just a little bit more clearly.

Even so,

most of the time you don't need to mess with the mixer because the sound seems to be heard from the speakers no matter what settings you have. Your CD audio is mixed with the sounds from your Amiga, mixed with samples you may be playing. Overall, Concierto does a very good job.

DISTRIBUTOR: Blittersoft 01908 261466

PRICE: £99.95

REQUIREMENTS: Picasso IV, '040 recommended for AHI overhead

SPEED: ●●●●○
Sampling and mixing without glitch.

MANUAL: ●●●○
My manual was German, hopefully yours is more understandable.

ACCESSIBILITY: ●●●●○
Dead easy to use and configure.

FEATURES: ●●●●●
It's a 16-bit soundcard – you don't get many of those on the Amiga.

VALUE: ●●●○
A bit overpriced for such a tiny board.

OVERALL VERDICT:
A very good general soundcard, if a bit overpriced.

85%

Eyetech's Christmas Crackers: 4-speed CDROM system - £99.95!!!; A1200 Magic Packs w/£180 worth of vouchers - £249.95; EZ-IDE s/w from £12.50; 030 accel's from £68.95; 040/25MHz (19 MIPS) £138.95; 39 Mips '060/50MHz £278.95; A600 33MHz '030/MMU/FPU/standard simm to 32MB - £99.95; DIY-EZ-Tower from £99.95; 8-speed CDPlus £149.95; 460KPortJnr £44.95; LS120 £114.95; (Price down, New)

Q. What fits in a floppy bay and reads & writes 120 MB PC & Amiga cartridges AND 720KB & 1.44 MB PC diskettes?

- ✓ 120MB backup and PC 1.44MB diskette compatibility in one unit
- ✓ Bare Drive just £114.95. 120MB cartridges just £14.95/ or £34.95/3
- ✓ EZ-IDE universal IDE driver software is required - 50% discount when ordered with the LS120 or 4-device buffered interface. Upgrades available from Eyetech-supplied IDE-fix available - see below right.



A. The All-New LS120 ATAPI drive from Eyetech

HEALTH WARNING "A buffered IDE interface is essential to avoid overloading of the A1200's IDE port when adding extra devices" - John Kennedy - AF - July 1997


Don't be tempted to skimp. Fit an Eyetech 4-way IDE/ATAPI 3-chip buffered expander to preserve your Amiga's Health. The original and best - Just £39.95. Now with 50% discount off EZ-IDE software

The Mk2 EZ-TOWER

"This definitely one of the easiest solutions to building your own tower." John Kennedy, Amiga Format - July 97

Mk2 EZ-Tower with DF0: faceplate/cable - £119.95
DIY option - all parts/instructions provided - £99.95
Collection, fitting and delivery service - Please ring

See our full-page EZ-Tower feature advert in this magazine



... Or buy a CDPlus unit (below) and get an EZ-Tower* for just £99.95

(*as an alternative to the regular CDPlus case)

The Top-Rated Eyetech CDPlus for the A1200

- ✓ 8-, 16- or 24-speed external CDROM unit in quality, CE-approved case with heavy duty PSU
- ✓ Leaves trapdoor free for accelerators / memory expansion and the PCMCIA slot free for digitisers, modems, samplers etc
- ✓ Option to add additional HD's, CDROMs, LS120s, SyQuests, IDE Zips, Jazs, Syjets, ATAPI tape streamers etc powered from the CDPlus unit
- ✓ Comes with special Eyetech '060-compatible Mk2 4-device EIDE buffered interface board - easily fitted in minutes with no cutting/drilling (Note that IDE CDROMs must never be directly connected to the A1200 without a buffered interface - ask any qualified electronics engineer!)
- ✓ Gold plated audio phono sockets at rear (CD+ only) and front panel headphone socket and volume control



The CDPlus and SyQuest EZ135 drives. The IDE Zip Drive is the same size as the EZ135

Amazing Value NEW! 24-Speed - only £199.95

8-speed - only £149.95 16-Speed - only £179.95

Considering a PowerStation?

The CDPlus is now available with a, 230W, CE-approved, PC MiniTower* or Desktop* case (which can also power your A1200) - for only £20 extra



Amiga User International - 97%

"... It all worked faultlessly ..."

Amiga Format - 96%

"... An absolutely superb bit of kit..."

Amiga Shopper - 90%

"... This is a quality product..."

Xmas '97 Special - limited availability
4-SPEED A1200 CDROM SYSTEM FOR JUST £99.95!




Includes 4-speed CDROM, metal case, 4-device buffered interface, PC-type power supply & CDROM power cable, 40-way and 44-way IDE cables and instructions

The Amazing Iomega IDE Zip Drive

Another first from Eyetech

- ✓ Use a different cartridge for each application or family member
- ✓ Ideal for transferring multimedia data between Amigas and/or other platforms
- ✓ Fits in any Amiga/desktop/minitower floppy drive bay or in external case



Bare IDE Zip drive (inc Eyetech V2.0 Ziptools) - Just £99.95
EZ-IDE (or equiv) software required - Just £17.50 with drive
100MB Zip cartridges just £14.95/ or £34.95/3 (*A600/1200 buffered interface needed)

A1200 InstantDrives & TowerDrives

InstantDrives and TowerDrives are only available from Eyetech



"The fastest drive I have tested on any platform ... 95%"
Important Notes! - David Taylor - Amiga Format February 1997

- Thinking of buying a BIG drive? Don't waste your money on ANY DRIVE OVER 4.3GB as the Amiga 030 doesn't support it! (2³²-1 bytes actually). Be warned!
- 3.5" hard drives - even those described as "Slim" - are usually 1 1/25mm high and will not fit in an A1200 without significant modifications to the case and metal shielding - which itself reduces the value of your computer.
- InstantDrives require no hole drilling, case clipping, or shield removal required and 3.5" InstantDrives come inclusive of full fitting kit and easy-to-follow instructions
- All drives come ready-to-use with WB3.0 preinstalled & WB2.x install script.
- All drives over 350MB also come with over 45 top quality utilities (not shoveware) and MME multimedia authoring software preinstalled, configured and ready-to-run.

InstantDrives: 2.56GB AV (~3MB/s) £219.95

TowerDrives: 1.2GB £129.95

1.7GB £149.95 2.11GB £159.95

3.2GB £189.95 4GB (to the limit!) £249.95

2.5" InstantDrives for the A600, A1200, SX32 & SX32 Pro

170MB A 2.5" drive ideal for the SX32Mk2 and for the A1200/A600 £79.95

540MB A fast, superslim drive with ample capacity for most users £129.95

810MB A superb, superslim drive ideal for users of serious applications £159.95

1.08GB The high performance superslim drive is ideal for power users £179.95

1.6GB This top-of-the-range drive is perfect for the A1200 & SX32Pro £189.95

Next Day delivery to EC and USA/Canada. Worldwide deliveries in 2-7 days from receipt of faxed order and payment details. (eg SX32 next day to NYC £25.30)

UK mainland next day, insured delivery charges: S/w, cables, buffered I/F £3.25; drives, accel's, mem boards £6; manuals £7; 3.5" drives, modems, ps/2s £8.50; Tws, CD+ £10; (*2day) Ring/tax/air for other delivery costs

UK bank/building society cheques, Visa*, Mastercard*, Switch, Delta, Connect, Postal/Money orders accepted. * A 3% surcharge is applicable to all credit card orders.

Due to space limitations some of the specs given are indicative only - please ring/write for further details. Please check prices, specs and availability before ordering. If ordering by post please include a contact phone no. Goods are not supplied on a trial basis. E&OE.

All prices include VAT at 17.5%. VAT is not applicable to non-EC orders

Eyetech Group Ltd

The Old Bank, 12 West Green, Stokesley, N Yorks, TS9 5BB, UK

Tel UK: 07000 4 AMIGA

01642 713 185

Tel Int'l: +44 1642 713 185

Fax: +44 1642 713 634

eyetech@cix.co.uk

www.eyetech.co.uk

Voted AUI Amiga Company of the Year 1996/7

EYETECH

D-I-Y and Bargain Corner

Hard-to-find parts for your Amiga project

- Hard, floppy drive cables and cases**
- 2.5"-2.5" 44-way HD cables 9cm £8.95, 13cm £9.95, 60cm £19.95
- 2.5" 344-way hard drive cables for 2 x 2.5" drives (6cm+6cm) £12.95
- 3.5" power & data cables for A600 & A1200 £14.95; full fitting kit £24.95
- 3 x external hard drive case £19.95, 3.5" removable drive case £24.95
- 3 x 40-way IDE cable for 3.5" HD/CDROM - 85cm/2' 9" £9.95
- Custom 3 x 40 IDE cables to 1.5m/5' (enclose drawing) £19.95
- 3.5" hard drive to 5.25" bay mounting adapters £5.95
- 2.5" hard drive to 3.5" bay with 3.5" data/power cable adapters £11.95
- 3.5" floppy/SyQuest/Zip drive to 5.25" bay mounting adapters £6.95
- 40 pin M-F detachable data cable for external 3.5" HD/CDROM's £9.95
- Slimline external floppy/IDE SyQuest/IDE ZIP/IDE Jaz case £9.95
- SCSI cable 25way D (m) to 50way Centronics (m) (1m) £9.95
- SCSI cable 50way Centronics (m) to 50way Centronics (m) (1m) £9.95
- 2 x 34pin ribbon cable + faceplate for A1200 int'l floppy in tower £12.95
- 23p-M to 23p-F external floppy ext'n cable 0.5m £12.95; 2m £14.95
- Audio & video cables and adapters**
- 3.5mm stereo jack plug to 2 x phono plugs for CDROM £5.95
- CDROM standard 4 pin inverted T audio connector & phono plugs £9.95
- Phono plug x 2 to phono plug/socket x 2 audio mixer leads £6.95
- Stereo 2 x phono plug to 2 x phono plug 1.1m/4' (4.8m/16' £9.95) £4.95
- Stereo speakers (pair), with amp (16WPMPO) & mains psu £9.95
- Power supplies, cables & PC towers/desktops with integral psu**
- IDE or SCSI CDROM case, 40w PSU, audio & data connect's £59.95
- Enhanced metal fitted PSU for A600/A1200/CD32/CDROM/external HD (fit your old lead - instructions provided) £29.95
- Mini-tower or desktop case with 200W/230W PSU, CD & HD/Zip bay, power lead connector block, resistor, cable restraint etc, & full instr's £39.95
- Genuine CD32 PSU £14.95; Genuine A1200 PSU £19.95
- 4-pin M-F HD prw ext'n 0.9m/3' £9.95; 4-pin(m)-to-2x4-pin(f) splitter £6.95
- 23 pin m floppy drive connector to 4 pin HD/CDROM power plug £9.95
- Miscellaneous**
- A1200/SX32 internal cooling fan - dissipate that extra power! £14.95
- VGA 23-15 pin adapter for A500/600/1200 £12.95; but for A4K £19.95
- 4000kbds (new) for CD32/A2000/3000/A4000 (*adapter +£5) £39.95
- 50MHz capable PGA FPU £39.95; A1200 RAM boards £29.95
- Amiga CDROM disks - our selection - 5 for £10.00
- A1200/A600 internal floppy drives £24.95; A1200 keyboards £29.95
- Amiga microswitched mouse with mousemat £6.95
- ScanQuix3 PC printer cable adapter - parallel Epson scanner £9.95
- 28.8/14.4 compact data/fax modems £39.95, 14.4/11.4 from £19.95
- A1200 Workbench 3.0 disks (5) £14.95 WB3.1 disks (6) £19.95

Four new Amiga Expansion Products from Eyetech

- PortPlus** - high speed serial and parallel port expansion
- 2 x 460Kbaud buffered serial ports with low CPU overhead
- PC & Amiga compatible parallel port transferring up to 500K bytes/sec
- Very easy to fit & leaves PCMCIA & trapdoor free. Zorro versions too!
- PortPlus** - 2x serial & 1x parallel - Just £89.95!
- PortJnr** - 1x high speed serial port - Just £44.95!
- New! PortPlusZ3** - 2xP & 1xS - £69.95; **PortPlusZ4** - 4xS - £89.95
- PortXtra** - adds extra 2xS & 1xP to PortPlusZ3/Z4 Zorro cards - £59.95

Apollo Accelerators - Unbeatable pricing

- A600 - 33MHz '030 with MMU & FPU exp to 32MB £99.95
- Entry level A1200 Accelerators - Unbelievable value**
- 25MHz '030 with MMU & FPU. (5 Mips) - Just £68.95
- 33MHz '030 with MMU & FPU. (7 Mips) - Just £79.95
- Power User A1200 '040/'060 accelerators (no tower req'd)**
- 25MHz '040 with MMU & FPU. (19 Mips) - Only £138.95
- 33MHz '040 with MMU & FPU. (25 Mips) - Only £158.95
- 40MHz '040 with MMU & FPU. (30 Mips) - Only £198.95
- 50MHz '060 with MMU & FPU. (39 Mips) - Only £278.95
- 66MHz '060 with MMU & FPU. (51 Mips) - Only £339.95
- A Standard A1200 is rated at 1.3 Mips. All measurements from Sysinfo
- Memory** - 4MB - £14.95; 8MB - £29.95; 16MB - £54.95; 32MB - £99.95

Interface Island

Where your Amiga does more

- A1200/A4000 non-Zorro
- 4-device A1200 buffered EIDE I/F £39.95
- 4-device EIDE interface for A4000 £19.95
- EZ-Key A1200-PC/A2000 k/b adapt'r £39.95
- EZ-DF0 Interface for Sony floppy £14.95
- EZ-DF0 I/F, with Sony floppy & cable £39.95
- DiskPlus DD/HD Amiga & PC 2x FDD I/F £44.95
- for A1200 hard drive IDE port £64.95
- for A1200 clock port £69.95
- for A4000 IDE port £69.95
- PortPlus 2x 460Kbaud ser + 1x par £89.95
- PortJnr 1x 460Kbaud serial port £44.95
- Audio mixer skts/leads for EZ-Tower £19.95
- Zorro II/III**
- GG2+ - use PC cards in Z2 slots £129.95
- IDEPlus 3x2 IDE + 2x DD/HD PC & Amiga floppies. With full IDEfix CDROM s/w £79.95
- SX32Mk2 - £149.95
- SX32Pro50 - £299.95
- SX32Pro40EC - £249.95

ScanQuix3 Scanner Software
for all Epson parallel or SCSI scanners and HP, Mustek, Artek SCSI scanners

"An excellent piece of software"

Gold award - Amiga Format 11/97

24 bit scanning with full range of editing options

'Scan-to-disk' option in Jpeg or IFF formats

Stand-alone use or integrates with your Art package (Photogenics, ImageFX, AdPro, XiPaint, PageStream 3, DPaint5, ArtEffect, PPaint)

ScanQuix v3.0 - only £59.95

TVAmazing

Want a VGA or multiscan monitor, but want to watch TV on it too? **Ben Vost** gets the best of both worlds with this rather oddly named box.

There are two sorts of Amiga owners in this world – those with monitors and those without. Unfortunately, those with monitors can be further subdivided into those with CGA-type monitors like the Philips CM-8833 or the Commodore 1084 and the like, and those with a decent monitor that provides a flicker free picture at the Amiga's highest resolutions. There are even some people

when it comes to sneaking a bit of TV viewing while waiting for that *Lightwave* render. Until TV tuner cards become a viable option for a graphics card (very soon), these people have to pop back to the lounge for their viewing pleasure.

This lead splits into two, one end of which goes to your machine, your monitor lead plugs into one and the other end goes into the box itself. Because of this, even when the TV-Amazing box is switched off you still get your Amiga picture coming through to your monitor.

If, on the other hand, you want to use the TV-Amazing box to connect your



Don't be fooled by the coloured buttons on the remote – this unit doesn't support teletext decoding.



fortunate enough to have a graphics card with a built-in flicker fixer, completely obviating the need for expensive and mediocre monitors that are able to sync down to the Amiga's standard 15kHz signal.

The idea behind this little box of tricks is to try and even up the balance

“The Grand TV-Amazing box is a box about as long as your hand with umpteen little ports on the side and back.”

between these two disparate groups.

Sticking with those people who upgraded from their TV display to a nice shiny VGA or multiscan monitor, I'm sure they must feel a bit left out

Well, no more. Those of you using your Amiga's composite output or RF modulator plugged into a TV can breathe a sigh of relief at not being forced to buy a horrible monitor, and those with very high spec monitors can get back to watching *Eastenders* thanks to the rather bizarrely-named Grand TV-Amazing box.

The Grand TV-Amazing box is a box about as long as your hand, with umpteen little ports on the side and back. Some are outputs but the majority are inputs. There's an aerial in socket, standard AV connectors (three RCA sockets for video and left and right audio channels), and even an s-video socket. The main output on the back is a single VGA-type, 15-pin, D-sub socket.

Putting the TV-Amazing box in the chain between your Amiga and your VGA monitor, presuming you have a graphics card, is simply a matter of using the lead supplied with the box.

A1200 to a decent VGA monitor, you can plug your Amiga's composite signal out (the socket surrounded with yellow) into the AV port on the side of the TV-Amazing, and plug your VGA monitor into the back where it will receive a signal at 31.3kHz and 50Hz refresh.

This means that not only will you be able to view your bog standard 640 x 256 HiRes Workbench, but also resolutions like HiRes Interlaced to give a 640 x 512 picture (all standard PAL settings, without overscan). Having a 1:1 screen aspect is increasingly important for the Amiga these days, and this box will allow you to get one.

Before you rush off and buy one of these boxes, remember that this is not a flicker fixer. You will be able to plug your Amiga into a standard VGA-type

monitor, which can be had very cheaply, but the screen will still be flickery in interlaced modes. This is because the refresh rate of the picture does not get changed. A standard HiRes screen is output from the Amiga at 15.5kHz and 50Hz refresh. The TV-Amazing box will double that 15.5kHz for you, enabling you to see a picture on a monitor that only syncs down to 31kHz.

The same goes for a HiRes Interlaced picture, but now, because

66 *Having a 1:1 screen aspect is increasingly important for the Amiga these days, and this box will allow you to get one.* 99

the screen image has twice the lines, this effectively halves the refresh rate – the Hz rating – to only 25Hz.

This won't change when you plug this box into a VGA monitor, but it will mean that you can at least see your Amiga's screen display on any VGA monitor – for games, for work, for whatever. Then again, if you have this box and a VGA monitor for your Amiga, you may well be able to plug your A1200 directly into the VGA monitor when using the MultiScan monitor drivers which output a signal close to 31kHz (and which provide a resolution of 640 x 480 with very little flicker), and then fall back to the Grand TV-Amazing box when you want to play games or watch TV.


When you're using the Grand TV-Amazing's output for games, the picture is not really any advance on plugging your Amiga into a TV (because that's

I DON'T WANT TO USE COMPOSITE!

You don't have to. If you can get hold of one of these silver boxes (Commodore part no. 390682-01) then you'll only need to use the composite output when you really have to. As I said earlier, a lot of VGA or cheap multiscan monitors have the ability to show Amiga Multiscan screen modes, so there's no reason to suffer flickery screens. The way you'll work it is that you have the aerial coming into the Grand TV-Amazing box. Next, you should plug your Amiga's composite output into the side input. Lastly, plug the silver adaptor into your Amiga's 23-pin video port and plug the Grand TV-Amazing's adaptor cable into that and into your monitor and the box.

Now what you have is the ability, without unplugging stuff, to show your Multiscan display for when you are working, TV for when you should be working, or your Amiga's composite output for when you want to play games.

You should try Dart Computer Services, or any other repairer to try and get hold of the Amiga VGA adaptor. Dart can be contacted on 0116 247 0059.



They came with every A4000, but you'll have to try the repair companies to get one.

effectively what you are turning your VGA monitor into), but it does mean that you aren't forced to buy a horrible 1942 or the execrable Microvitec 1438.

If you are one of those people who has a console-type thing, you could also plug that into the same monitor. Plus, you still get the TV tuner side of things.

Actually, talking about the TV tuner, there are a couple of things about it that are nice and some that aren't so nice. Which do you want first?

OK, the bad things. Although you have the standard numeric keypad on the remote, there doesn't appear to be any way to assign a particular channel to a particular button, so you won't be able to have BBC1 on keypad button 1, BBC2 on 2 and so on.

Instead, what happens is that the channel number which TV channels are on is the rough frequency they can be found on. For our area this means that you'll find BBC1 on channel 60, ITV on channel 63, BBC2 on 66, Channel 4 on 70 and (if you're unlucky) Channel 5 on 75. This doesn't really matter too much because pressing the channel up/down buttons only takes you to channels which have been preset, so you should never see a snowstorm on the screen.

The nice things are the QV button which allows you to jump directly between two channels (handy if you're waiting for *Equinox* to start but you want to see the news headlines) and the close captioning support.

Close captioning is a bit like having teletext 888 subtitles on your videos. If you look on the back or spines of any videos you've bought recently you'll probably see a logo that looks like a TV speech bubble. This means that this particular video has close captioned subtitles which are normally invisible, much like teletext.

I didn't have my video hooked into the Grand TV-Amazing box at the time of writing this review, so I couldn't really say if this function works or not. However, if it does, it would be a much cheaper solution than buying a standalone close caption decoder. AF

DISTRIBUTOR: Eagle Direct 0800 7316150
PRICE: £84.95 + delivery
REQUIREMENTS: None

SPEED: ●●●○○
Channel changing is a bit slow.
MANUAL: ●●○○○
Little detail where you most need it.
ACCESSIBILITY: ●●●●●
Not needed, it's very easy to set up.
FEATURES: ●●●●○
Scandoubler, TV tuner, loads of connectors, remote control – what more could you want?
VALUE: ●●●●○
The CyberVision Scandoubler is a similar price, so this is great value.
OVERALL VERDICT:
Great stuff, but could be improved.

83%

Watch TV on your monitor but be ready to switch back to your Workbench when someone important walks into the room.



TurboCalc 5

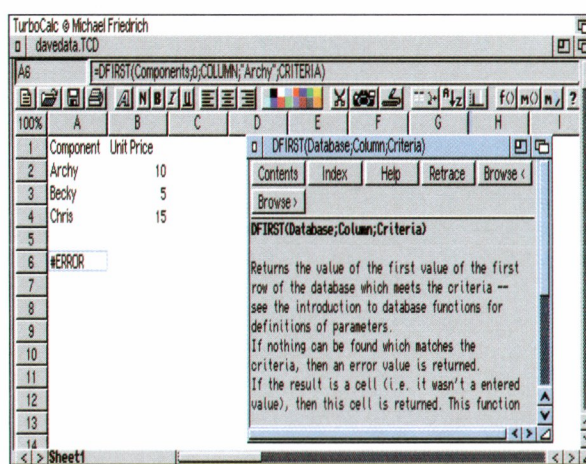
The Amiga's most renowned spreadsheet has been enhanced even further, but have the new features been implemented properly? **David Taylor** finds out.

Many people fall into a deep sleep at the first mention of spreadsheets, but since they are capable of cutting your workload, presenting information you need in a useful format and generating important decision making data, they are one of the most productive things your Amiga can be used for. *TurboCalc 4* offered everything you could ever imagine using in a spreadsheet, or so we thought until version 5 came along.

It is packed with a variety of new features and the one that really caught my attention was the databasing tool enhancements. The ability to interface a spreadsheet with a database would make a remarkably powerful tool.

Think about it. You have a database of your products including descriptions, stock levels and price. Now you have a spreadsheet of sales and perhaps even one of orders. Were it remarkably clever, after a little work you could have your spreadsheet interrogate the database to find the price of a product sold and how many units would be remaining after the sale. In fact, if it could exchange data, it could even automatically ensure both had up to date stock levels.

Between them you would have the sales, orders, stock levels, sales made, profit and total profit. The list is boundless and with it all generated automatically you would have instant data that would take you too long to work out manually. Using this data, you



The databasing functions are sparse and impenetrable, with little documentation. It's quicker to write complex formulae and ignore the idea of database interfacing.

could make more effective decisions about your business, letting you see at a glance if a line isn't selling or if you risk selling out of another.

BACK TO EARTH

It all sounds too good to be true, and it is. The database tool, which we haven't previously covered in-depth in reviews because of its limitations, can still only

dreadfully under-documented. In the last release we complained that the documentation was becoming impenetrable. With only on-line help available, it has to be well cross-referenced with an easy to use search facility, but this isn't.

If you were new to spreadsheets you'd be giving up within minutes. The appendix offers a run-through of new features and the tutorial does help you get started, but, for example, formula entry, quintessential to spreadsheets, is painfully skimmed over. As soon as you want to do anything complex, you find yourself feeling in the dark.

When using v4 it was often a case of loading one of the example files to see how it worked, but the example files for 5 (referred to in the documentation) are missing. An icon for the drawer for Sheets5 exists, but no actual drawer.

As far as the databasing goes, the combination of the lack of decent and easy to use menus, functions and formula commands, with the poor documentation, makes their use limited to the psychic.

Perhaps if there was a little thought about how people would want to use such a tool then we might see an update that makes it easy. Nobody wants an application that's complicated to use, as this sort of software is supposed to make life easier. The only enhancement to the database in this release is the View Filter.

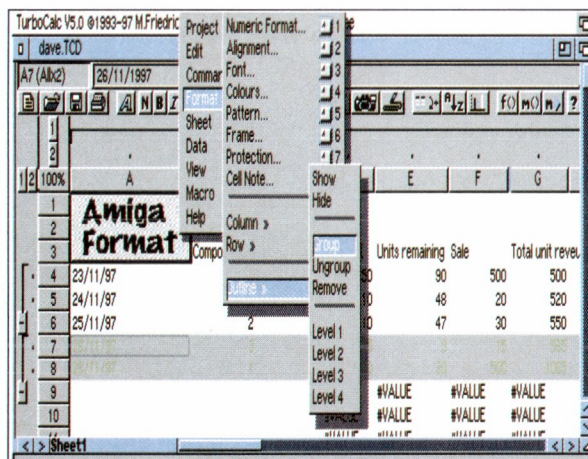
This allows you to remove from view entries that either match, or fail to match the criteria, but without actually changing the data. It remains in the sheet, but is invisible.

ONWARDS AND DOWNWARDS

There are many other changes though, so there is still hope. However, the Optimal Width menu that is supposed to quickly format the selected columns seems to simply reduce the column width for no reason. It ends up with titles cut off and, in some cases, not enough room for data to be displayed – all to leave room for some blank, unused columns on the right!

The import filter has been improved to include Excel 5/7 Worksheets and claims to be able to import almost any

With no choice over the format, you can end up with HTML that some Amiga browsers can't view.

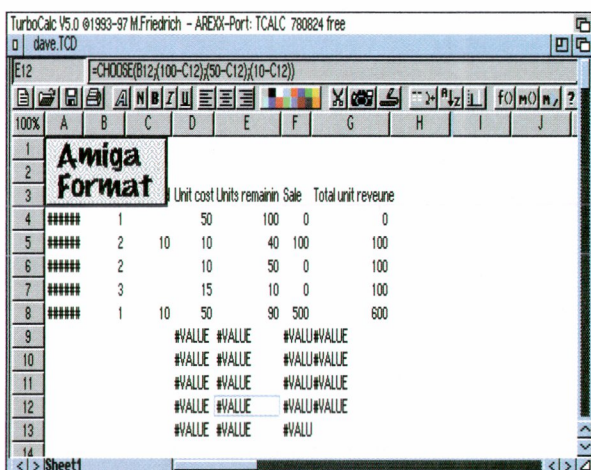


The Outlining is operated through the menu system. A Context menu to access this excellent feature would be appreciated.

create databases from ranges within the current worksheet. OK, a disadvantage, but not without its uses.

However, it is a very minor implementation of a database, hard to query, and eventually useless. You would have expected to be able to query a database saved as a worksheet but you can't. The very point of having databasing is to allow you to query the data in a formula and make calculations based on it. For example, if you have sold 10 Acme dolls, you want it to get the price of the Acme doll and then calculate the total price, work out the profit, etc. *TurboCalc* doesn't offer enough functions to make this useful and the new filter doesn't change this.

The functions that are there are



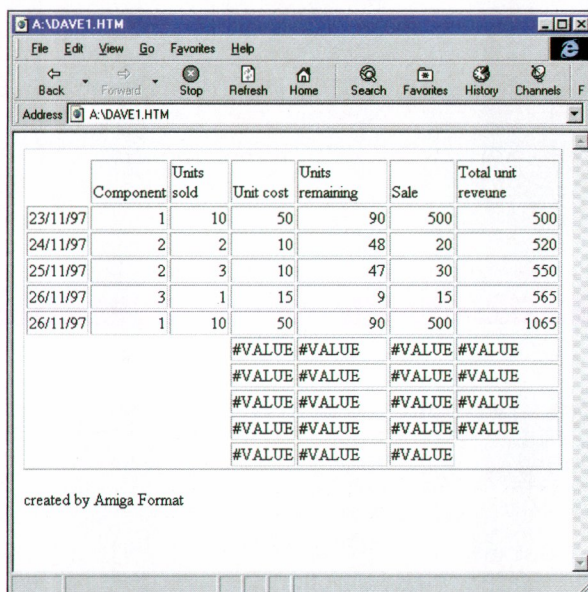
sheet with its formulae. Applied to one of my own sheets containing a set of moderately simple formulae, the program fell over on passwording (fair enough), but even with a normal sheet it didn't import any of the columns with formulae, only pure data.

Ah ha! HTML export. Publishing data to the web is a very useful feature and one that can make it easy to share your information with any number of people. This program should allow you to select a range of cells and export them or export/save the entire file as HTML. Essentially, all it does is take the data and set it in a table.

In practice it wouldn't export parts of the sheet, only the entirety, and when it did that it ignored Objects (so you may have placed a nice logo on the sheet, but that won't go). It also doesn't give you any formatting options for borders, specified widths (as you may have intentionally done in a sheet), etc.

It is the briefest, lowest level export possible. If you are an HTML writer then it's a quick way of getting data out that you can then turn into a proper HTML page. It is also another example of people thinking that the addition of HTML support is a good reason for a new release and then only half implementing it. For example, the program doesn't even use the correct suffix when saving, trying to default to

The auto format option for making the columns and rows fit the screen best is a disaster area.



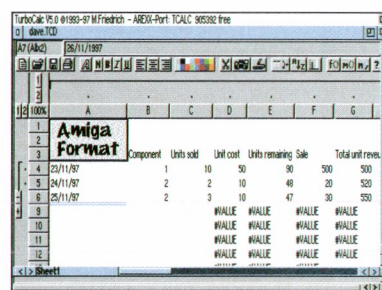
The HTML export is a minimalist affair that allows access to your information by other users of other platforms, but not all Amiga users have a browser compatible with the table format.

.CSV. With no choice over the format, you can end up with HTML that some Amiga browsers can't view. It is so frustrating to see a program shoot itself in the foot like this.

SILVER OUTLININGS

It is with the outlining tool that *TurboCalc* strikes gold. This allows you to mark up parts of the sheet, or even entire rows, and group them together.

You can then group groups up to sixteen levels. This allows you to take greater stock of a sheet, by seeing only the parts you need. For example, if you have a lot of transactions on one day you will need separate entries, but you may not want to see them all the time – it's enough to know the day is grouped together. When a group is hidden you have a "+" to click on to expand it or, if it is shown, a "-" to hide it. It's a great function that is available on some PC



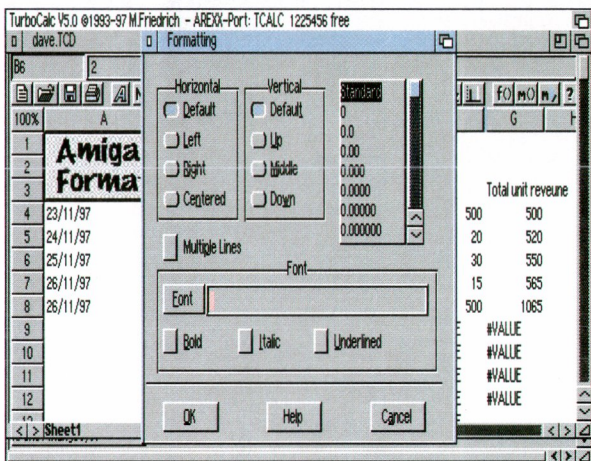
The Grouping function for Outlining is definitely the best addition to *TurboCalc* and should be adopted by other Amiga programs.

improvement of charts, which were a little unwieldy. The chart window now has its own toolbar so you can change the chart from inside, rather than having to go out and change its properties. You can switch between chart types, save, print, and re-title them, etc. Unfortunately, it sometimes seems to have an aversion to switching to pie charts and hangs the machine.

VERSION 5.1 ANYONE?

This version smacks of missed opportunities and poor beta testing. Other functions don't work as they should (when you change the settings to show the status bar, it should automatically re-size the windows next time you start the program, but doesn't, and leaves the bar hidden so you always have to re-size manually). The templates don't seem to be there at all (another "New Feature" omitted). The database also needs a revamp.

None of this detracts from the fact that this is the excellent *TurboCalc 4* with a few new additions (outlining is very good). Unfortunately, the other additions need bug-fixing and the changes that aren't there, but should have been, need to be added.



The QuickFormat box is a reasonable addition, but nothing to jump up and down about.

programs and it's nice to see it implemented so well here.

However, the only shame is that to Group or Ungroup you have to go to a submenu. As *TurboCalc* uses context menus accessible from the right mouse button, it seems that this function could have been added to these as well, which would allow much quicker usage.

Moving on, there is a new AutoSum function that quickly adds up a selected range and shows it in the status bar (if you have it selected to be shown). The screen refresh has been improved and the clipboard compatibility means you can now get data from other programs into cells quickly. It doesn't work well enough the other way round though, because you can only copy entire cells to the clipboard – you're unable to select part of the cell's data or text.

The QuickFormat function allows you to call up a cell's viewing format from the context menu to make it easier for you to make changes to formatting and font.

The other big change is the

DISTRIBUTOR: Weird Science

PRICE: £69.99

REQUIREMENTS: CD-ROM drive, WB2+ and 2Mb RAM

SPEED: Faster than 4, but not enough fast RAM on exit.

MANUAL: Worse, lots to cover, lots missed out.

ACCESSIBILITY: This really needs work.

FEATURES: More features but they need work.

VALUE: Good value, unless they charge for bug fixes.

OVERALL VERDICT: Distressingly poor implementation of some good ideas.

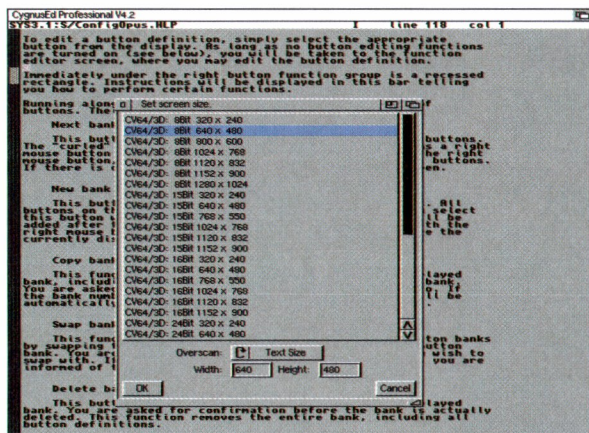
80%

Cygnus Ed 4



Rescued from obscurity and celebrating its tenth anniversary, **Nick Veitch** reviews the latest version of his all-time favourite text processor.

Before the days of integrated development environments and "Visual" languages, programmers did things the hard way. And the thing they used to do these hard things was the thing they called *Cygnus Ed*, also known as *CED* if they were rather more intimate.



It would be easy to say that *CED* is a basic, no-frills text processor. It is very much a text processor rather than a word processor, or heaven forbid, a page layout program. Don't expect scalable fonts, in-line graphics, style tags or even colour as you'll be out of luck. *CED* owes much more to the *Workbench Ed* program than to *Wordworth*.

However, if you want extremely fast scrolling and searching, up to 9999 undo levels (memory permitting), bracket matching, raw key support, search and replace which recognises special characters, extensive Macro support – in short, everything that makes a programmer's life bearable (unfortunately nobody has written a Macro that will make you some coffee or nip to the shop for a packet of Hob-Nobs) – then *CED* is the one for you.

Speed is probably the main reason why *Cygnus Ed* is so great. With a long document open, click your mouse on the slider and drag it down the length of the screen. Watch that text go. It simply zips past, even on an old A500. The secret lies in the hand-coded assembly language and, of course, a fairly basic screenmode with no extra colours or fancy fonts to muck things up.

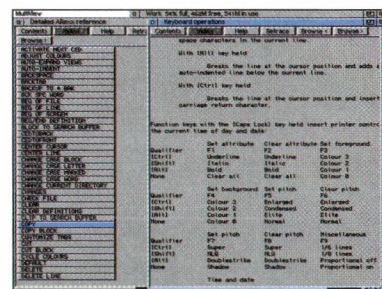
One thing that has been changed is the screenmode support. *Cygnus Ed* is now capable of running on a Picasso96 or CyberGraphX screen. Thankfully, this means that you can now run in a mode that might suit your monitor more easily (I have spent months adjusting the vertical size of the screen when using older versions).

It still doesn't look pretty. In fact it looks much the same as it always did. Even the icons are the same. At least the menus work properly now, even though the whole interface could do with being tarted up just a bit.

Documentation comes in the form of an extensive Amigaguide which is adequate, if a bit skimpy in some areas, like using special characters. Thankfully though, there is some proper documentation for the ARExx port available in the guide.

ARExx can be used extensively within *Cygnus Ed*, and also to link it with other software such as C compilers. There are many macros and ARExx scripts provided with *CED*, most of which centre around this sort of activity.

One feature that hasn't changed is the excellent ability to view several



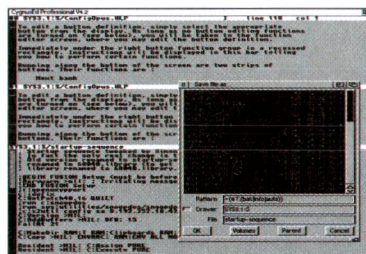
The documentation comes in the form of a reasonably comprehensive Amigaguide.

utility can be run after a soft reset. It searches through memory in an attempt to find files which *CED* was working on when the crash occurred, and remarkably it is quite often successful.

It is certainly good that *Cygnus Ed* has been updated to use RTG screenmodes and more sensible requestors. It is good that it is still fast. Perhaps in the next release we can expect to see even more improvements.

I can quite understand why people may favour later versions of *Turbotext* or even *Edge*, but *Cygnus Ed* is still the number one for many of us.

It is certainly good that *Cygnus Ed* has been updated to use RTG screenmodes and more sensible requestors.



Multiple views are available and standard requestors are now in use.

documents at the same time, or even more cunningly, to open two different windows on the same document. This is invaluable for debugging lengthy source code and for

editing Amigaguide files.

The excellent *recoverCED* program has also been included. This is a fairly simple file which can perform some amazing feats. If you are working in *CED* and your Amiga crashes (which can often happen when programming), this

DISTRIBUTOR: Weird Science
PRICE: £24.99
REQUIREMENTS: Amiga with WB2 and CD-ROM drive

SPEED: Faster than fast. ●●●●●
MANUAL: Amigaguide and online help are adequate. ●●●○○
ACCESSIBILITY: Simplicity itself. ●●●●○
FEATURES: A few new features have been added. ●●●●○
VALUE: A small price to pay for excellence. ●●●●●
OVERALL VERDICT: An excellent return from the dead for the Amiga's best text-processor.

90%

AMIGA[®] REPAIRS

COMPUTERS & MONITORS

WITH EXTENDED 120 DAYS WARRANTY

WHILE-U-WAIT!!!

Analogic is a recommended repair centre in the UK by Amiga Technologies

Attention Dealers

Ring/Fax Now for best trade prices and terms on Repairs, Spares, Floppy Drives, Hard Drives, CD Rom Drives and Memory Upgrades.

- ➔ FAST TURNAROUND
- ➔ 120 DAYS WARRANTY ON ALL REPAIRS
- ➔ £10.00 EXTRA CHARGE FOR WHILE-U-WAIT SERVICE
- ➔ PICKUP & DELIVERY CHARGES £7.05 EACH WAY
- ➔ A1500/A2000/A4000.....QUOTATION

Please call for a better than price match deal

A500, A500+ & A600

£39.95

A1200

£49.95

MEMORY UPGRADES

A500 Upgrade to 1 Meg **£13.95**

A500+ Upgrade to 2 Meg **£19.95**

UNBEATABLE PRICES

Please call for latest best price

A600 Upgrade to 2 Meg **£19.95**

A1200

0Mb **£44.00**

4Mb **£54.00**

8Mb **£70.00**

INTERNAL FLOPPY DRIVES

A500/A500+ A600/A1200 **£24.95**

APOLLO ACCELERATORS

1230 Lite ..£69.95

1230/50 ..£119.95

1240/25 ..£139.95

1240/40 ..£199.95

1260/50 ..£279.95

SIMMS

4Mb£15.00

8Mb£29.00

16Mb.....£59.00

32Mb£120.00

SCSI CD-ROMS

QUAD SPEED SCSI

+ SQUIRREL£139.95

IDE CD-ROM

HITACHI 16 MAX ..£79.95

MODEMS

BABT APPROVED

+ NCOMM SOFTWARE

+ CABLES

33.6k £79.00

LOLA GENLOCKS

L1500.....£169.95

L2000S.....£349.95

SIMPLY THE BEST AFTER-SALES SERVICE
GUARANTEED SAME DAY DESPATCH (Subject to availability)

NEW

TRADE IN YOUR AMIGA FOR A PC

WE BUY DEAD OR ALIVE A1200 AND A4000

Ring us for a reasonable offer for your A1200 / A4000 computer (or just motherboard) - in any condition

NEW

AMIGA[®] COMPUTERS

A500 With PSU + Mouse + Mat.....£79.95

A500+ With PSU + Mouse + Mat....£89.95

A600 With PSU + Mouse + Mat.....£99.95

A1200 Magic pack£249.95

A1200 With 80MB Hard Drive£279.95

A1200 With 170MB Hard Drive£319.95

A1200 With 810MB Hard Drive£379.95

A1200 With 2.1gig Hard Drive.....£469.95

A2000 (Available)£Call

A4000 (Available)£Call

★Discounts on memory upgrades and accelerators when bought with A1200

★Extended warranty up to 5 years available on all A1200 computers

2.5" IDE HARD DRIVES

All hard drives are pre-formatted, partitioned with Workbench loaded and include cable & software

60MB£55.00

80MB£65.00

160MB£69.00

260MB£86.00

340MB£105.00

540MB£125.00

810MB£140.00

1.4Gig.....£199.00

2.1Gig.....£250.00

2.5" IDE Cable & Software (if bought separately)£9.95

3.5" IDE HARD DRIVES

2.1Gig£159.00

4.2Gig£249.00

Please call for other capacities

CHIPS ♣ SPARES ♣ ACCESSORIES

ROM 2.04£18.00

ROM 2.05£19.00

A500/A500+ KEYBOARD£29.95

AMIGA MOUSE + MAT.....£14.95

A500/A600/A1200 CIA.....£12.00

A600/A1200 KEYBOARD£29.95

SCART LEAD.....£14.95

MONITOR CABLE£14.95

SQUIRREL INTERFACE£50.00

SURF SQUIRREL.....£89.00

A520 MODULATOR.....£18.00

A500/A600/A1200 POWER SUPPLY.....£24.95

A1500/A2000/A3000/A4000 POWER SUPPLY.....CALL

* All spares are available ex-stock

* Please call for any chip or spare not listed here

ANALOGIC
ANALOGIC
ANALOGIC

Analogic Computers (UK) Ltd
Unit 6, Ashway Centre, Elm Crescent,
Kingston-upon-Thames, Surrey KT2 6HH

Open Mon-Fri 8.00am-5.30pm, Sat 9.00am-5.00pm Fax: 0181 541 4671

Tel: 0181 546 9575

★ All prices include VAT ★ All prices & specifications subject to change without notice ★ Fixed charge for repair does not include disk drive/keyboard
★ We reserve the right to refuse any repair ★ P&P charges £3.50 by Royal Mail or £7.05 for courier ★ Please allow 5 working days for cheque clearance
★ All sales/repairs are only as per our terms and conditions, copy available on request.




CD-ROM round-up


Nick Veitch gets into a spin over the best new CD-ROMs around.

LIGHTROM 5

The LightRom collection is probably the best known collection of 3D objects, images and textures. As you might surmise from the title, this is number five in the series, and is actually a whopping triple disk pack.



Essentially, it can also be divided into three sections. The first disk is full of *Lightwave* objects, images, scenes and textures. For ease of



use these are divided into original *Lightwave* files, image maps, backdrops and loads of objects in this three CD collection.

and files for *Lightwave* 3.5 and up. Sadly, as far as I could determine, none of the objects support any of the features added to *Lightwave* 5.

The second CD features a large number of image maps which may be useful for texturing, and a different set of objects from *3D Studio* (which you can load into later versions of *Lightwave*, and are supported by many other 3D packages).

The final CD contains backdrop images and objects for *Imagine*, although many of these have already been seen as part of the *Imagine PD* 3D collection.

As ever with Graphic Detail CDs, there is no front end or anything like that, though as a concession to usability they have provided some index files on this volume. As the series progresses, the general standard of the models seems to have declined somewhat. However, there are still some really great models and textures here, which makes this collection well worth the price for any modeller.

DISTRIBUTOR: Weird Science 0116

2463811

PRICE: £29.95

VERDICT: 86%



P.OS PRE-RELEASE

This CD is aimed at people who are interested in the prospect of using a new operating system, as well as people who might like to develop software for it.

To run p.OS, you should install it to your hard drive. A directory will be created on the root of the selected drive and the entire p.OS



One of the many demos which shows off the capabilities of p.OS.

system will be copied there. The installer also runs a configuration program, selecting the drives to be used by the system, the screenmode, fonts and how you wish to start p.OS.

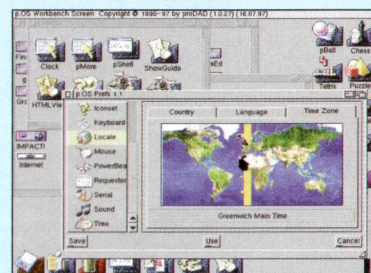
This operating system is very colourful, with built in support for 256-colour icons. The windows have loads of snazzy effects (which can be turned off, thankfully) and generally runs just a bit faster. If you know

how to use an Amiga then you should feel at home with p.OS.

To show off the new system there is a very elegant preferences program and some graphical demos showing the increased speed (when tested on a graphics card) and some things that need to be ironed out, like the screen update.

While the long term future of p.OS as an operating system is by no means a foregone conclusion, it has certainly proved to be workable.

The price of this CD will be deducted from the price of the full version, when available, if you decide to upgrade.



A brighter, happier working environment with the p.OS operating system.

DISTRIBUTOR: Weird Science 0116

2463811

PRICE: £19.95

VERDICT: 91%

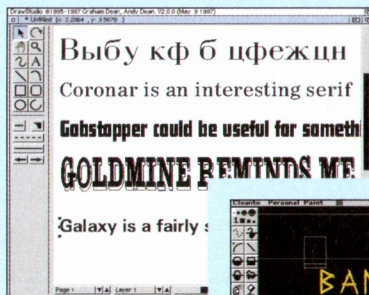
FONTAMANIA

You want fonts? We got fonts. Whatta kinda fonts you like?

This CD is well named really, as it contains a very large selection of fonts in a number of different formats.

Some of the fonts may not be completely relevant to everyone (there are specific *Pagestream* and *ProDraw* fonts here), but there will be something for everyone. Most people will probably be interested in the 1100+ *Compugraphic* fonts, which work directly through *Workbench*.

Unfortunately, a lot of these are quite old. If you have a large collection of fonts then you may find that you already own a lot of these. Also, a number of the fonts appear here in different formats, for example in the Adobe and the CG drawers, so

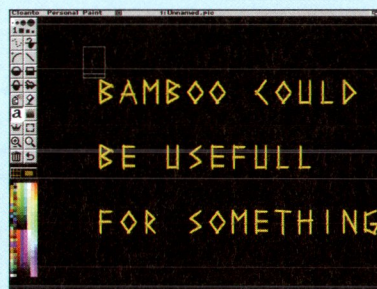


although there are over 10,000 fonts on this CD, they aren't all different. Still, it saves you the time of having to convert them all, even if you have the tools to do that.

Some of the font formats here are not entirely useful for the Amiga. TrueType, for example, is supported by a few packages, but all these packages (e.g. *Wordworth*, *Final Writer*, *Pagestream*) also support the more common (on the Amiga) formats anyway.

Not a bad collection, but if you are an enthusiast you've probably seen most of it before.

Fonts for all occasions, although it's quite likely that you'll already have a lot of them.



DISTRIBUTOR: Weird Science 0116

2463811

PRICE: £9.95

VERDICT: 77%

Audio Thunder

Audio file conversion has never been easier, according to Nick Veitch.

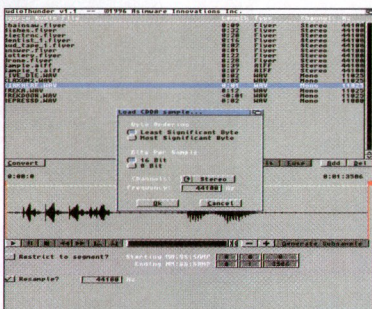
Supplied on CD-ROM with over 400Mb of example files, this software is a file format converter. Although *Audio Thunder* was created mainly to help users of the Flyer, which uses its own proprietary sound format, it's also very useful for anyone dealing in 16-bit sound samples for recording, multimedia or CD-ROM production.

When you start a new project you can choose between a conversion project or a sequence project.

In the first type, you fill the lister on screen with various sound files. A box at the bottom tells you the duration in terms of minutes, seconds and frames (at 30fps).

If you click on one of the listed files, a control panel at the bottom of the screen will appear, allowing you to play the sample and set

Conversion is as simple as clicking on a few buttons. You can easily set ranges too.



start and end points for the conversion. Simple resampling can also be done to change the sample rate and once you're happy with your list, click on the conversion button and the files will be saved out in your chosen sound format.

Audio Thunder supports a range of widely used 16-bit sound formats. This consists of CDDA (as used in CD-production), MAUD, Studio16, WAV, AIFF, Flyer and 8SVX, the common 8-bit sample format on the Amiga.

Asimware plan to increase the number of formats which are supported according to popular demand.

A file in a format that's not recognised will be considered to be a CDDA file by *Audio Thunder*, but you can specify whether it's mono or stereo, 16 or 8-bit, LSB or MSB ordered and the sample rate.

The sequencing project lets you join several samples together and save them out in one continuous sample file. Individual samples can be moved and four different fades and "dead space"

can be added to the list to time them properly. They can be in any format, but must be the same frequency and either all mono or all stereo. There is no way to hear the file before saving, which makes tweaking rather tedious.

This is a specialist piece of software that performs a fairly simple task, but does it well. At present there is no other way of converting between so many audio formats with ease. **AF**

DISTRIBUTOR: Blittersoft (01908) 261 466
PRICE: £59.95
REQUIREMENTS: CD-ROM drive.

OVERALL VERDICT: Highly useful for those with specialist requirements but it could be improved.

86%

Quantum Fireball 3.8Gb

When you need room to roam, Ben Vost reckons that a big hard drive is where it's at.

Have you tried buying a hard drive smaller than 200Mb recently? Go on, I dare you to give it a go. You won't find it easy, and, after all, why would you want to?

When hard drives as big as this gorgeous Quantum Fireball are around for less than 200 of your Earth pounds, there's little point in going for anything smaller. And given the compactness of most Amiga programs, compared to those PC tools and OSs that have made



Don't worry about these figures, the drive is actually fine.

hard drives this size a practical necessity, this will be a drive that will last you for a long, long time.

When you first bung this drive into your machine you'll get a nasty shock because HDToolbox tells you that the drive is only 414Mb in size! Don't worry about this. Even though the part of HDToolbox that reads a drive's configuration gets confused, the rest doesn't, so when you go into the partitioning bit the figures will be fine.

The drive itself is a fine bit of metal. It's very quiet, far quieter than the fan in

my machine actually, and speedy would be a very good adjective to apply to it.

The system I'm using it on wouldn't be a good comparison as my previous SCSI drive was as slow as an old dog, so I'd be bound to be impressed by the nippiness of this new drive. But even so, compared to the drive I have at home and to the others in the Amigas around the office, this one is a blinder. **AF**

DISTRIBUTOR: Golden Image (0181) 900 9291
PRICE: £199
REQUIREMENTS: IDE interface

OVERALL VERDICT: If you're feeling cramped, then you should seriously consider expanding into this beauty.

90%

HANDY HINTS

If you have a hard drive this big you can safely up the block size when you first partition it from the default 512 bytes to a more manly 1024 or more. This will speed up the drive enormously at the very slight cost of making some of your files larger in size. You can also increase the number of buffers you give each partition, but setting this figure too high is counterproductive, as anything under 200 should suffice. Remember that more buffers means more memory used for each partition.

DataFlyer SCSI+ VS Hisoft Squirrel



Thinking of expanding? Rob Marris pits the Squirrel against the DataFlyer to see which emerges victorious.

The SCSI interface is the cheapest and most versatile way to add drives of all descriptions to your A1200. CD-ROM, SyQuest and Zip drives can all be added via a SCSI bus, vastly expanding your Amiga.

The market is currently dominated by two such units, the DataFlyer SCSI+ and the HiSoft Squirrel, both of which

“The Squirrel occupies the PCMCIA port, which initially makes the DataFlyer more attractive...”

have their own relative merits.

A new challenger is Power Computing's Viper V board with its built in SCSI controller for under £140, bound to steal a share of this market.

When my DataFlyer stopped working I moved on to the Squirrel, putting me in a very good position to judge which of the two has best stood the test of time.

The Squirrel occupies the PCMCIA port, which initially makes the DataFlyer more attractive because it fits on the internal IDE interface, either on its own or between the computer and the IDE drive (a 25-pin socket replaces the blanking plate next to the mouse socket). However, this is almost sure to prohibit the fitting of a 3.5" drive.

The Squirrel is fitted without invalidating your warranty but you do need a boot disk, which will have to be a floppy if you haven't already opened your Amiga up and fitted an IDE drive.

As mentioned above, both interfaces require software drivers on

your boot disk and both come with installer floppies. The DataFlyer also requires an extra patch which allows the internal drive to bypass the interface, and this is installed automatically by the script, which is great if you actually have an internal drive. If you don't (I was booting from a SmartStor in the PCMCIA slot) this patch causes the system to hang every time you boot.

One feature the Squirrel has over the DataFlyer is support for hot-plugging – if you want to alter the configuration of your SCSI chain you can simply pull out the interface, make the changes and plug it back in. The DataFlyer would require a whole system power-down. The actual data transfers of the units are near enough identical.

As far as price goes, the cheapest DataFlyer advertised in AF is £49.99 against the Squirrel's £49.95.

The DataFlyer frees up your

YOUR REVIEWS

Have you got any hardware you couldn't live without? Got any that you'd happily chuck in the bin? Write a fair and accurate review of about 750 words and you could see your work appear in AF!

We will also need some good photographs of the hardware under review and a passport photo of you. Send your reviews to: Amiga Format, Long Term Review, 30 Monmouth Street, Bath, Somerset, BA1 2BW.

PCMCIA slot at the cost of the ability to hot-plug your units and fit 3.5" IDE drives (which are now becoming very cheap and much easier to fit). You really need to ask yourself how much you need your PCMCIA slot.

My long term verdict? The Squirrel wins it by a length.

AF

We liked the Squirrel and Rob Marris did too!



BEN'S VERDICT

There's little doubt that HiSoft's Squirrel is one of the most useful bits of kit that is currently available for the A1200. However, with more and more SCSI controllers coming out for accelerator cards, those that don't mind fiddling inside their machines can free up their PCMCIA port and get an autobooting controller to... well, boot. The DataFlyer is increasing tricky to get hold of these days, but still provides a good solution for people without an accelerator.

DATAFLYER SCSI+
DISTRIBUTOR: First Computer Centre
0113 2319444 Price: £49.99

OVERALL VERDICT:
A bit over-priced but it will still get the job done.

79%

SQUIRREL
DISTRIBUTOR: HiSoft 01325 718181
Price: £49.95

OVERALL VERDICT:
Accelerator SCSI boards are becoming a more common, quality alternative.

91%

It's January Sale time at Golden Image!

Amiga Mice

Replacement Mouse	£6.95 £4.95
MegaMouse Plus (3 Button)	£14.95 £9.95
New Black Mouse 400dpi	£9.95 £7.95
Pen Mouse (ideal for CAD)	£12.95



Ram Boards


RAM CARDS A1200

A1200 with clock and 4Mb (not upgradeable)	£49
A1200 with clock 33MHz FPU and 4Mb	£64 £59
A1200 with clock and 8Mb	£65
A1200 with clock, 33MHz FPU and 8Mb	£80 £75
33MHz FPU inc. crystal	£15

Controllers

Free High Density Disk Drive
with any Catweasel sold during January 1998

Catweasel for A1200 - allows you to connect High Density Disk Drive fits on to clock adapter leaving IDE interface free for our 4 way buffered interface	£59.00
Catweasel for A4000	£59.00
Buddha IDE Controller for A1500/ 2000/4000	£55.00
AT-Bus 2008 IDE controller	£69.00
Catweasel plus Buddha for A1500/ 2000/4000	£79.00
Oktagon 2008/4008 SCSI Controller	£99.00
Multiface III serial and parallel I/O card	£79.00



New GI-Quattro Buffered Interface for A1200

Buffered interface for A1200 with full
IDEFIX'97 software allows you to connect
4 ATAPI devices to A1200 Comes with two 40 pin IDE
cables and one 44 pin IDE cable

"Amiga Health Warning" Fear not with our Buffered Interface

AlfaQuattro Interface

Specially made hardware and software.
Allows 4 ATAPI devices, ie, 2 IDE hard
disk & 2 IDE CD Rom to Amiga 4000 internal IDE
controller

Joysticks & Joypads

Amiga Joysticks	£9.95
Amiga Joypads	£9.95
CD 32 Joypad	£14.95

Floppy Drives

External Floppy Drive for all Amigas	£39.95
Internal Floppy Drive A500/500+	£28.00 £25.00
Internal Floppy Drive A600/1200	£28.00 £25.00
Internal Floppy Drive A1500/2000	£25.00 £28.00
Internal Floppy Drive for Tower user with face plate	£25.00 £28.00



Winner of Gold Format Award in Amiga Format February 1997

Best pricing on CD ROM Drives & Hard Drives.

We can supply CD ROM solutions for ALL Amigas from A500 to A4000. Four top titles
free: Nick Faldo's Championship Golf; Syndicate; Pinball
Fantasies & The Chaos Engine.

All our External IDE CD ROM Drives have built in power supplies
(they do not draw power from your Amiga)

GI-Quattro buffered interface allows you
to connect 2.5" or 3.5" drives with full registered version
software (not a demo)



All CD ROM drives have play CD facility.

	External A600/A1200	Internal A1500/A2000	External* A500/A500+	Internal A4000
Quad speed CD ROM for	£149.00 £129.00	£119.00 £99.00	£129.00 £109.00	£109.00 £89.00
Eight speed CD ROM for	£169.00 £149.00	£139.00 £109.00	£149.00 £129.00	£129.00 £109.00
16 Speed CD ROM for	£189.00 £169.00	£159.00 £119.00	N/A	£149.00 £129.00

*for A500/A500+ Alfapower hard drive controller and Hard Drive is required). A1500/A2000 supplied with
IDE controller & software. A4000 supplied with AlfaQuattro interface & Full IDEFIX software.

IDE Hard Drives for A1500/2000

Hard Drives plus Buddha IDE Controller
1.2 Gig

IDE 2.5" Hard Drives for A600/1200

All 2.5" Hard drives come formatted and installed with
Workbench, including IDE Cable, screws, software and
instructions supplied. (please check for availability)

170Mb

250Mb

810Mb

IDE 3.5" Hard Drives for A1200/4000

850Mb	£129 £105	1.7Gig	£155 £129
1.2Gig	£125 £110	3.2Gig	£200 £179
2.1Gig	£175 £139	*5.0Gig	£229 £279
3.8Gig	£229 £199		

We will partition and format Hard drives and install
Workbench. *5.0Gig will fit and work on Amiga Computers
contrary to warnings given
(Amiga Format Gold Award winner August 1997)

Memory


4Mb Simms	£20 £15	8Mb Simms	£20 £25
16Mb Simms	£65 £55	32Mb Simms	£145 £100
Zip Rams (suitable for A3000, Alfapower, At-Bus 2008 & Oktagons) every 2Mb			£40.00

Accelerator for A1200

Viper MKV 1230 50MHz plus SCSI interface with 4Mb	£159.00
with 8Mb	£179.00
with 16Mb	£199.00
Viper MKIV 42MHz + 4Mb (not upgradeable)	£80.00 £70.00

Accelerator for A600

Viper A630 40MHz + 4Mb (not upgradeable)	£110.00
Viper A630 40MHz + 8Mb (not upgradeable)	£120.00



Miscellaneous Products

Philips monitor to Amiga cable	£6.00
Printer cable	£5.00
PC Keyboard Adapter	£19.95
SCSI case with PSU	£49.00
Boot selector switch for A500/2000	£10.00
44pin 3 connector cable	£5.00
44pin 2 connector cable	£3.00
40pin 3 connector cable 90cm	£5.00
AlfaQuattro 3x40pin Interface & IDE cables	£39.95
DD floppy disks (50) including multicoloured disk labels	£13.00
DD floppy disks (100) including multicoloured disk labels	£25.00
3.5" Hard Drive Kit for A600/1200 + Install software	£15.00
Diskbox to hold 10 discs	£1.00
Animal Jungle design and Dinosaur design	£2.00
2 in 1 Scanner/Mouse Pad Can be used as a memo pad	£3.00
Amiga Power Supply 4.5 amp	£29.95 £15.00
Plain Wristrest	£2.00
GI-Quattro buffered interface with cables but no software	£39.00
A500+ 1Mb ram card	£20.00
A600+ 1Mb ram card	£20.00
ROM Chip for A500 or A600 V2.05	£19.00
CDROM Drives (Bare) For internal fitting. Requires interface and software	£49.00 £39.00
IDE 4speed	£59.00 £49.00
IDE 8speed	£59.00 £49.00
IDE 12speed	£79.00 £69.00
IDE 16speed	£79.00 £69.00

Super value Software pack:
DpaintIV + Digits Wordworth3 and Print manager
+ Dennis and Oscar Games

Chaos pack AGA: 4 great games (on disks)
(The Chaos Engine, Syndicate, Pinball Fantasies, and Nick
Faldos Golf). All Amiga Format Gold winners

Audio Cables for CD ROM's
Stereo jack (3.5mm) plug to 2 x RCA phono
plugs 1.2 meter long

Multipass OCR Software
suitable for all scanners and direct scanning
support for hand scanners by Migraph,
Golden Image, AlfaData and Power

All prices include VAT. Please add £3.50 P&P for items under £30.00, £5.00 for items over £30.00,

£8.00 P&P for Scanners, Speakers & Hard Drives, £10.00 courier for next day. Tax Free Export Orders Welcome.

Golden Image accepts Mastercard, Visa, Switch, Cheques & Postal Orders. E&OE. Prices subject to change without notice. Goods subject to availability. Specifications subject to change without notice.



Golden Image (UK) Ltd

Unit 65, Hallmark Trading Estate, Fourth Way, Wembley, Middx HA9 0LB

Sales Hotline No: 0181 900 9291 Fax: 0181 900 9281

http://www.reserve.co.uk/gold Talking Pages: 0800 600900

Our standard terms and conditions apply - available on request. We do not supply on a trial basis.





Workbench

For the New Year, Graeme Sandiford resolves to solve all your hardware and software problems. Send your questions to: **Workbench • Amiga Format • 30 Monmouth Street • Bath • Somerset BA1 2BW.**

MEMORY OVERLAP

My set-up is an A1200 with 1.7 Gig HD (internal), 4x CD and a Gasteiner card in the trapdoor with FPU and 4Mb.

What I would like to do is upgrade my memory from 6Mb to as much as I can afford. The problem is that the CD drive fits into the PCMCIA port and Gasteiner told me that I could not go to more than 6Mb with their card fitted.

If I want to keep my CD and upgrade my memory, could you tell me the best way to go about it?

*Mick Pearson
Mansfield*

Any extra memory fitted to the memory card would overlap the PCMCIA memory locations and cause problems. You'll have to either buy a new memory card which is PCMCIA friendly, or buy an accelerator card (all modem cards are PCMCIA friendly because their memory is in an entirely different location).

CORRUPTION

I have a problem with my 3.5" Quantum Prodrive LPS525S SCSI hard drive. The LED light flashes continually and I think the boot selector information has been corrupted. The drive is not recognised by scanning in the ScsiToolsV2.0 and is not recognised by the command "hdtoolbox 1230scsi.device".

I think that the computer was turned off while writing to this drive and I have resigned myself to losing all the games saved on it. But if I can recognise it and reformat it, then I won't have to throw it away.

*Glem Florey
Sittingbourne*

If the drive is in use all the time then it could be that the Amiga is trying to validate it.

Leave it for about twenty minutes to see if it sorts itself out and if the drive is still buzzing away, and none of the HD tools can recognise it, then yes – it could be broken.

Check all of the leads, and make sure that the drive is terminated properly if required. You should also try a disk utility such as Quarterback or Amiback before consigning it to the bin.

LIES, ALL LIES!

I recently acquired a 3.5" IDE hard drive (20mb) and intended to use it with my Amiga 600 which is upgraded to 2Mb. I ordered the 3.5" to 2.5" Hard Drive Kit, which included installation software and cables, and a new Kickstart ROM 2.05 chip (v37.300) as mine was v37.299 and therefore unable to run a 3.5" hard drive.

Upon running the prepHD script it recognised the hard drive and found RDB at block 0 (having run reselectOn first). It then came to write the partition information and said "cannot write to RDB, write -1 error".

I found HDToolBox on the install disk and once again the drive was recognised, so I tried to define the partitions myself. The same error occurred when "saving changes to drive". Then I noticed that the information it had read from the drive was different to that printed on the label on top of the drive.

When these values are entered manually into HDToolBox they both add up to 20Mb. I would also like to point out that the install software and HDToolBox refer to the drive as a SCSI device, which clearly it is not.

I would like to know if it is possible to get this drive to work with my A600. I may be able to get hold of another 3.5" IDE drive of a larger capacity, so I would like to know what it requires in order for it to work with my computer.

*Nicholas Sherman
Worthing*

The way IDE works means that it doesn't matter how software thinks the hard drive is configured as long as the final capacity is correct. The drive should work no matter what geometry the software is configured to use. In effect, IDE lies to the Amiga.

Also, in a decision which has caused countless thousands of letters to this magazine, the Amiga refers to the built-in IDE interface as SCSI. Ignore it, it's lying too. As you know, it most definitely is IDE.

You shouldn't have to touch anything to do with RDBs to get the drive working. HDToolBox should find the drive itself – when you add a new hard drive, click on the "Read Configuration" button and the Amiga will pick the values it needs. You can then create a partition, and exit, saving changes. From AmigaDOS, you can then format the drive and install Workbench.

If this process doesn't work, it is possible that the drive isn't compatible with the A600 for some reason. Before spending more money on another drive of limited capacity, consider a modern 3.5" drive as they are much faster and offer better value for money. A hard drive with 20Mb is only just enough to store the Workbench and one or two applications. Of course, housing a 3.5" drive inside an A600 case is a little tricky, but it can be done.

The A600 wasn't one of Commodore's better designs, but it will still house a hard drive.



MEMORY OVERLAP 2

I bought a CD-ROM some months ago, connected to my A1200 via the Squirrel interface. My problem is that I also had a memory board fitted with all 8Mb configured and the programs started to crash. I didn't know then that you can

only have 4Mb or it will clash with the PCMCIA port. My questions are:

1. I have broken a few pins in my PCMCIA slot, so is it possible to get it repaired?
2. If not, would you suggest getting

another second-hand A1200 or an accelerator with a SCSI interface?

3. What would be the biggest hard drive I could get for around £100 (2.5" or 3.5")?

Carl Handley
Denbighshire

Some older memory boards map the second 4Mb of memory into the same space as the PCMCIA port. When memory in this location is used the result is often a crash.

1. It's very tricky to repair the pins and it may instead require a whole new motherboard. If you have only broken one or two, it's possible these aren't needed and you'll be OK. My A1200 is missing a few pins, but it still works perfectly.

2. An accelerator will solve all your problems because the memory won't clash with the PCMCIA port (leaving it free for other peripherals) and the SCSI port will work with your CD-ROM drive. Your Amiga will also be faster, of course.

3. Prices are dropping all the time and the problem is now that manufacturers are making drives starting at several Gbs. You should be able to get a bare 3.5" IDE drive mechanism of about 1.2 to 1.7Gb for that amount of money. You'll need to sort out cabling and power though.

RADICAL SOLUTION

In AF104 you told Adrian McKenzie that RAD uses chip RAM and there is nothing you can do about it.

Well, there is. If you use a text editor on the RAD file that is in Devs:DOSDrivers or wherever you keep it, change Unit=0 to Unit=1 and RAD will use Fast RAM instead.

My problem is that I have an A1200, 8Mb Fast 1.3Gb HDD, 4x CD-ROM and 2 external disk drives all packed inside a full tower, with a Star LC100 printer.

I am having problems printing every other line. Do you know what could be causing this? Some days are worse than others. I bought it off a friend without a manual and I can't get it set up properly as I don't know what the dip switch layout is.

Can you or a reader supply me with the correct information on the dip switches?

Dave Stone
Bridgwater



VIDEO STAR


I have an A1200 with a 030 board, 8Mb memory, 180Mb hard drive and a double speed Overdrive CD-ROM. I also have an A4000 with a Cyberstorm 060 and SCSI boards, 1.7Gb EDI and 4.2Gb SCSI hard drives and a quad speed Gold Star CD-ROM with a Tandem board.

Both machines have the same problem. When I turn them on and load a CD, the icon on the Workbench reads CD0:NDOS. If I then re-boot with the CD in the machine, the CD-ROM works perfectly. I have loaded the software correctly (I think). Also, neither CD-ROM will play a music CD. Could you tell me why?

After reading your review of Fusion 2 (AF104) could you let me know if it's possible to use the Apple version of the non-linear edit boards by Fast or Miro. If so, what

quality do you think could be achieved as I have a V-Lab Motion and can only achieve VHS quality although I am copying direct from SVHS.

Ray Young
Plumpton Green



V-Lab motion – legend has it that an S-VHS version of this innovative motion capture card exists.

The version of the CD-ROM File System you are using must be a little wobbly. Try upgrading to the latest version of AmiCDFS from our CD.

When you say that neither drive will play music CDs, are you actually using a version of a CDFS or a utility program which will control playback of audio? And if so, have you connected anything to the audio output of the CD-ROM drive? Try a pair of headphones in the headphone jack socket, as it could be that no connection has been made to the drive's audio output.

No, you can't use the Apple version of Fast or Miro boards – where would you connect them? These boards are PCI, and not Zorro II or III. I have a vague memory that the V-Lab Motion card was available in an S-VHS version. Maybe someone has a second-hand one to sell.



Tower cases can solve numerous problems, and provide a space for many expansions.

No, that's not quite right. The Unit number is to enable you to set up multiple RAD drives, and it has nothing to do with the type of memory used by the RAD disk for storage. Nice try, though.

If the problem is intermittent, then there is something more wrong than a DIP setting. Try a different cable. Maybe the printer itself is a bit duff? I visited the Star Web site (<http://www.curcomp.com/startech.htm>) but I'm afraid I couldn't find any mention of the Star 100. Try it yourself, in case one of the printers mentioned here (<http://www.curcomp.com/stardoc.htm>) are compatible. If it's similar to the MP200, try altering DIP switch 2 as this has something to do with the CR setting.

MY AMIGA IS TOO FAST!

I've been having problems with my A1200 for the last couple of months. It started when I bought a 3.5" IDE internal hard drive (Quantum Fireball) and everything was fine until I added an Apollo 1240 card running at 40MHz, 8Mb RAM and an upgraded PSU.

When I attempted to install programs onto the hard drive it would sometimes crash inexplicably, causing bad blocks on the partition which had to be re-formatted. I contacted the suppliers of the card who suggested lowering the Max.Transfer rate. This helped, but didn't solve the problem. Then they suggested exchanging

the 40 MHz card for a 33 MHz one but this didn't solve anything. I then contacted the suppliers of the hard drive who told me that the Apollo wasn't compatible with my Amiga revision (rev. 10.4) but that Blizzard cards were.

I got a refund for the Apollo and tried to order a Blizzard 1240 only to discover they aren't available anymore. In my inquiries about the compatibility of the Blizzard with my motherboard I was told that it wasn't the accelerator card or the motherboard but the length of the ribbon cable on the hard drive that was causing the problems. Apparently, it shouldn't be larger than 3 inches, so the solution was either to get a 2.5" drive or a buffered IDE interface.

Would a buffered interface stop the problem? What caused the problem in the first place? Was it the motherboard or the accelerator card?

I am now left with an A1200 that doesn't have enough memory or speed for most of the programs that I would like to run on it.

Nicholas Williams
Newport

The problem could be a combination of all these things: the Amiga operating too quickly for the hard drive, a slight incompatibility problem between IDE interfaces or even the

Continued overleaf ➔

← length of the cable. The fact that everything did work properly before the accelerator card was fitted proves that the hard drive and Amiga both work fine.

It's certainly true that the IDE interface in the Amiga is more suited to working over very short cables, but on the other hand I've used systems with 30cm or more of cable and it worked fine. It's almost impossible to predict if the buffer card will make a difference, but if you call up a dealer such as Eyeteck they might be able to help you out.

ZIPPING ALONG

I have an A1200 with Kickstart 3 and a 40Mb Conner hard disk. I am thinking of buying a Zip drive, and I was wondering whether the Parallel Zip could be used on the Amiga rather than a SCSI Zip. This is because I can get a parallel drive a lot more cheaply.

Paul Jenkins
Isle of Wight

Nope, it can't – sorry! The Amiga parallel port isn't up to it. The good news is that the Zip is being upgraded to the Zip Plus, which looks the same but goes faster for PC users.

This means you might be able to get a SCSI Zip more cheaply. Keep your eyes open for second-hand deals.



Zips are ideal for Amiga users, but the parallel version is incompatible.

NO DIALTONE

Having used my modem's fax facilities without any problems using STFAX PD software I have found that since bringing all my computer equipment out to Saudi Arabia (where I work) it has been a different story.

Having purchased the necessary adaptors and trying to run my fax, the message "no dialtone detected" is all I get. Then the software prompts check the line or modem set-up – which is exactly as it was in the UK. The line is functioning normally, so is it possible some modems are for UK use only?

Nick Ciesco
Liverpool

It's probably not the modem, but rather the cable which connects it to the wall socket. The UK has slightly different cabling from other countries, which means that if you don't have the right adaptor the modem won't be connected properly. I first discovered this when I accidentally swapped the leads which came with two test modems. One of them seemed to have two pins in the RJ45 plug (the modem end), and the other had four. When swapped around, neither modem would detect the dial tone.

One thing you could try is borrowing the lead from a Saudi modem and using that. Otherwise, you'll have to get a new lead made up or try some other adaptors.

SPEED UP

Having had an Amiga for a few years, I decided it was time to jazz up the Workbench display. Instead of the plain background I added a picture using WBPattern. My system is as follows: A1200 (WB 3.0), HD, 68030 accelerator with 8Mb RAM and SCSI-2 CD-ROM.

Is there any way I can configure it so there isn't a 1-2 second pause from when the Workbench loads until the picture is displayed as this looks rather amateurish.

Ian Osborne
Beverley

The delay is usually caused when the Amiga Workbench tries to remap the colours in the picture to suit the pens it has available. This is quite a complicated process, so a delay is understandable. One thing you could do is try and make the Amiga's job as easy as possible. For example, if your image is a 24bit IFF picture, use a paint program to convert it to 256 shades (or however many colours are in your Workbench display). This often produces better results anyway, especially if you use dithering in the conversion process.

Take it one step further, and take a snapshot of the version the Amiga creates and displays. Save this as the backdrop IFF, and you will have minimised the delay as much as possible.

There are plenty of little hacks and utilities which look after which pictures appear, and these might also help a little.

RANDOM BOOT

I have an A1200 with a Wizard 030 board, Eyeteck 4-way IDE interface which connects to an internal hard drive and then out of the back to a tower which houses a CD-ROM drive and another hard drive. I want to know

if the sound and backdrop prefs can be made random each time I boot up?

I have a drawer full of backdrops and another full of sound samples, all of which I like. It's just a real pain having to change them manually every few days or so.

Neil Adams
Norfolk

Yes. The easiest DIY way is to write an ARexx script which renames the files to the name specified in the preferences settings. The ARexx script could be called at every startup-sequence. There are programs on Aminet that do this kind of thing for you.

ON AND ON AND ON...

I own a 500+ with a RAM upgrade to make 2Mb of RAM and the original Kickstart 2.04.

1. What is the difference between Kickstart 2.04 and Kickstart 2.05 and would it be worth upgrading my current version of Kickstart?
2. I currently own two SCSI hard drives both with 216Mb disk space. The only way I have seen to put this on my 500+ is by spending in the region of about £95 for a hard drive. Is there another solution for this, and if so what?
3. Is it worth me buying a Zip drive and a CD-ROM drive or neither, or only one of them?
4. I still have the old power supply which came with the Amiga when I brought it way back in 1991, so would I need another one?


Could some of these problems be the reason why PPaint v.6.4 and Nerdkill, (from your coverdisk AF91b) don't work too well?

Barry Halls
Crawley

SQUIRREL GOES NUTS

I own an A1200 which is 3 years old. I have just installed a Blizzard 1260 50MHz accelerator board with 16Mb fast RAM. I have also just got a Squirrel 12x CD-ROM drive with SCSI. The problem starts when I load up a CD. The system crashes unless I disable the accelerator board. The technical service department from my dealer sent me a 060 driver disk on which the Squirrel SCSI is upgraded from the original Squirrel software. The new software stops the CD drive being accepted onto the Workbench. I have also tried changing the device in the Devs/Dos Driver CD0 from DEVICE=CD Device to DEVICE=Squirrel SCSI. Device, which still doesn't work. My dealer thinks it might be something to do with the library being old and not accepting the new additions working together.

John Currier
London



HiSoft's top man and great guy, David Link, tells us: "There is a new Squirrel driver for use with the Blizzard 1260, plus a new, Squirrel-friendly 1260 library on our web pages (under Classic Squirrel/Solutions). This should cure the problem." Thanks David.

The Squirrel is a highly useful little animal, but PCMCIA devices can have problems with some types of RAM board.

A Quick Guide to...

MICE AND OTHER INPUT DEVICES

1 The Amiga mouse is the standard way of controlling the Amiga Workbench.

It has two buttons, although some models are available with three. Not all software supports the third button, although some Commodore programs use it as a Shift key – useful when selecting multiple icons.

2 Always use a properly designed mousemat. Mousemats with amusing pictures of sports cars or supermodels can sometimes have surfaces which are too smooth for a mouse and cause slipping.

3 Using a mouse on your trousers or the carpet is a really good way to jam up the insides with thread and fluff.


4 Clean your mouse ball regularly. Unclip the disk on the underside of the mouse, let the ball fall out and then remove the fluff which has gathered inside.

5 If the mouse continues to slip even when used with a good mat and after a clean, use a cotton-bud dipped in alcohol to give the rollers a really thorough clean.

6 PC mice cannot be used on the Amiga as standard – look for Amiga specific mice.

7 If you don't like mice, try using a Trackball instead. This takes more practice than a mouse, but many people prefer them. They take up less desk space, but they also need more regular cleaning.

8 A graphics tablet can be used to replace the mouse. However, having to hold the tablet can make it quite uncomfortable to use for long periods.



Graphics tablets can be handy for artists, but in this case size is important!

EXTRA IDE

I have an A1200 with 1.2Gb hard drive and 8x CD-ROM fitted with an Apollo 1230 Turbo Accelerator Board running at 25MHz. What I would like to do is piggyback two drives by unplugging my CD-ROM and plugging in my spare 540 Mb drive as a data storage base.

I have tried setting one as master and one as slave and have managed to get to the stage where my Amiga accepts the two drives. However, it will only let me access the master.

Do I have to make a Dos driver for the second drive?

*J Ross
Fife*

How you proceed depends on whether you are using SCSI or IDE. I'd guess that all the drives are IDE and that the hard drives are 3.5" models. As you know, IDE allows two drives per interface – the Master and the Slave. This arrangement is not designed to be constantly changed around as the hard drives will get confused, and you'll spend all your time moving the jumper pins.

A far better arrangement would be to add a second IDE interface to the Amiga as you could then give the CD-ROM drive an interface all of its own, and Master/Slave the two hard drives. Golden Image sell the GI Quatro Interface which is designed to achieve exactly this, a bargain at £59.95.

IF YOU HAVE A QUERY...

At Amiga Format we aim to answer as many questions as possible. Unlike some magazines, we don't just



Graeme Sandiford

concentrate on our areas of expertise – we take on all your problems (as long as an Amiga is involved). Here are a few tips on sending in questions:

- Be concise.
- Detail the problem as best as you can.
- Describe the events that caused the problem.
- Give full details of your equipment.
- Make sure your question is relevant and wouldn't be more easily solved by contacting the dealer from whom you bought the goods.

Bear these points in mind and fill in, photocopy, or copy the form below as best you can. Unfortunately we cannot reply personally.

Send your letters to Workbench, Amiga Format, 30 Monmouth Street, Bath, Avon BA1 2BW.

Your Amiga:

- | | | |
|-----------------------------|---------------------------------|-----------------------------|
| <input type="radio"/> A500 | <input type="radio"/> A500 Plus | <input type="radio"/> A600 |
| <input type="radio"/> A1000 | <input type="radio"/> A1200 | <input type="radio"/> A1500 |
| <input type="radio"/> A2000 | <input type="radio"/> A3000 | <input type="radio"/> A4000 |

Kickstart version

- ☐ 1.2 ☐ 1.3 ☐ 2.x ☐ 3.x

Hard Disk: Mb

Manufacturer:

Extra RAM fitted – type, size, (Mb) and manufacturer:
.....
.....

Details of other hardware:
.....
.....
.....
.....
.....
.....
.....
.....
.....
.....

1. The differences are very slight – so slight in fact that I have no idea what they might be. It really wouldn't be worth the trouble to upgrade the A500 Kickstart at this stage, unless you were contemplating getting 3.1. The money would be better spent on a new Amiga instead.

2. You need a SCSI interface. With a SCSI interface you can add many peripherals to your A500, including both SCSI hard drives (assuming you have a means of housing and powering them). However, the A500, as you probably know, has been out for production for a long time. This means that finding a dealer selling a suitable interface is unlikely, so maybe you should place a "Wanted" advert in your local paper instead.

Would you consider placing an advert for a second-hand A1200 at the same time? The A1200 is such an improvement over the A500, and it's much easier to expand. Don't spend any more money on an A500.

3. Both drives are useful, although a hard drive is better than either of them. I would recommend that you get a CD-ROM drive first, as this will give you access the vast library of software that's available – not to mention the Amiga Format CD coverdisks.

4. You would only need a new Amiga power supply if you were adding peripherals which drew power from the computer. External drives such as CD-ROMs and Zips should have their own power supply units.

Programs probably don't work because your system is outdated. Many programs now assume a faster processor and more memory than the A500 – not to mention the extra screen modes and Workbench 3 features.



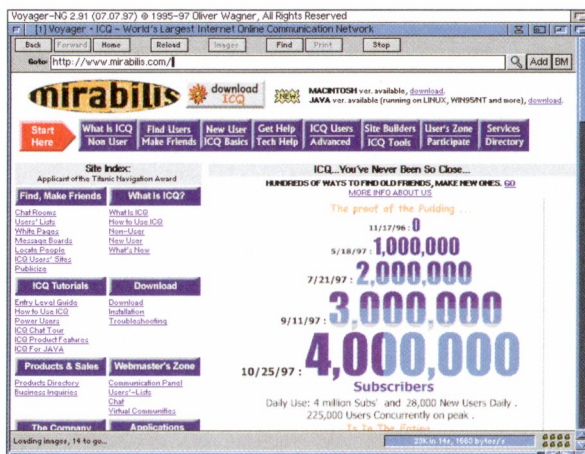
AFCD22:-In the Mag-/Amiga.net



Dave Cusick takes a look at the PC and Mac package **ICQ** and wonders why a similar program isn't yet available for the Amiga.

It is one of the many paradoxes in life that while the Internet is a colossal network which brings millions of computers together, actually using a machine connected to that network is often a solitary experience.

Even once someone is connected via their ISP, unless they fire up an IRC or MUD client they will be very much alone in the online ether.



If you want to download a Java version to try when an Amiga JVM finally becomes available, then take a look at the Mirabilis homepage.

The Web, the aspect of the Internet which the media are so obsessed with, is almost certainly to blame. In the early days of the Internet, computer users interacted via email or the newsgroups. Nowadays, it is conceivable that a Net novice could spend months online, searching through seemingly endless Web pages full of almost incomprehensible amounts of information on any topic imaginable, before realising that the real value of the Internet is as an interactive communications medium.

The problem is that contacting Internet friends whenever you go online can be something of a

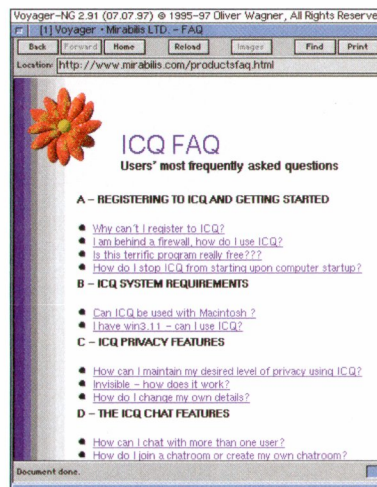
SITES OF INTEREST

ICQ Site - <http://www.mirabilis.com>

Merapi - http://ourworld.compuserve.com/homepages/Haage_Partner/e.htm

QAmiTrack - <http://qamitrack.tibb.at/QAmiTrack.html>

Amiga RC5 Team homepage - <http://homepage.cistron.nl/~ttavoly/rc5>



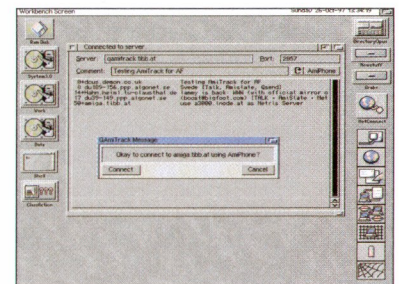
The ICQ FAQ explains just what ICQ is capable of. Perhaps an enterprising Amiga programmer could produce an Amiga equivalent?

nightmare. Email stumbles here, because one of its greatest virtues – the fact that, as with a telephone answering machine, you can find out what people have to say to you when it suits you, as opposed to when it suits the sender – is also one of its greatest weaknesses. You can email a friend when you go online to tell them that you'd like to chat with them on IRC, but they might not check their email until after you have disconnected, or they might not even have their email client running.

Besides, if you've got plenty of online friends, emailing them all whenever you go online is very impractical, and they won't be too

pleased to find their mailboxes full of "I am online now" messages every time they go to check their account.

So how can you quickly tell whether your friends are online? The solution which a



QAmiTrack might not be able to hold a candle to ICQ in terms of features, but what it does it does well.

software company called Mirabilis have put forward is to use a dedicated piece of client software, which they have made available for a number of different platforms.

ICQ ("I seek you") sits quietly in the background monitoring your system, and whenever you go online it informs a computer at Mirabilis. Your friends online, providing they are using the software too, will then be informed when you connect to the Internet, and you can compile a list of those friends so the software will tell you when they are online as well.

ICQ doesn't stop there, though. You can send messages to your online friends at the click of a button, and you can launch various video and audio conferencing software, hold group discussions, transfer URLs to your friends for them to take a look at, start

... if you've got plenty of online friends, emailing them all whenever you go online is very impractical...

CRACKING THE CODE

If you haven't checked the news section of the Amiga Web Directory recently or noticed some of Ben Vost's pieces over the last couple of issues, you may be unaware that a bunch of dedicated Amigans have been trying to make a name for their beloved machine in the world of computerised code cracking.

In this case, the cracking taking place has been perfectly legal. What the Amiga RC5 team have been trying to do is help prove that the RC5 encryption system, currently used for secure data transfer over the Internet, is simply not strong enough – and hopefully earning some much needed publicity for the Amiga in the process.

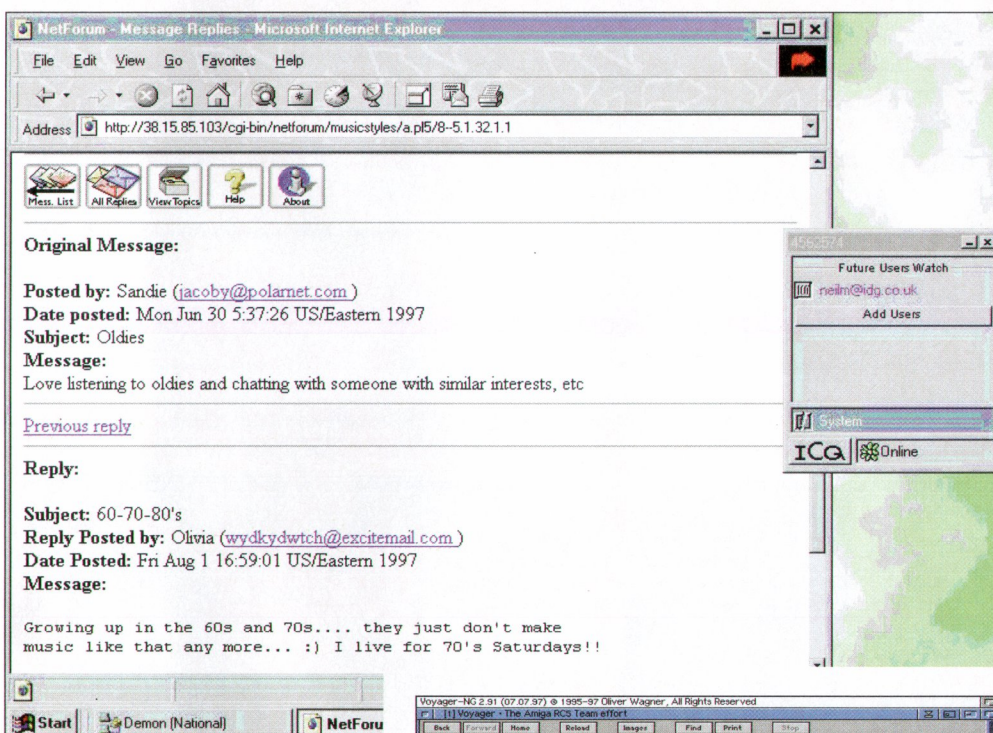
With the correct 56-bit RC5 key being just one of 72,057,594,037,927,936 possibilities, the Amiga team decided to become a part of the larger Bovine cracking effort. The decision to opt for the Bovine effort as opposed to one of the rivals was based as much on the fact that this group were leading the cracking race at the time (and are one of only two teams to have produced an Amiga cracking client), as on the recent purchase of Amiga Technologies by the cow-obsessed Gateway 2000.

Anyway, on October 21st (just two days ago at the time of writing), a chap called Peter Stuer at the STARLab Bovine Team based at the Vrije Universiteit in Brussels, Belgium, managed to discover the correct key.

He was running a Windows NT on a Pentium Pro 200 workstation. The cracking effort had been running for 212 days and 47% of the possible keyspace had been eliminated.

However, although it wasn't an Amiga which eventually uncovered the correct key, the Amiga RC5 effort has been a resounding success. Despite only being involved for 63 days, the Amiga RC5 team managed to crack more than one million blocks (that's 269,000,000,000,000 keys) to finish seventh overall, and were third in the daily rankings on the day before the correct key was discovered. Thomas Tovoly, the chap responsible for the Amiga RC5 effort, has worked out that a single A4000/060 would have taken around 80,000 years to have cracked so many keys.

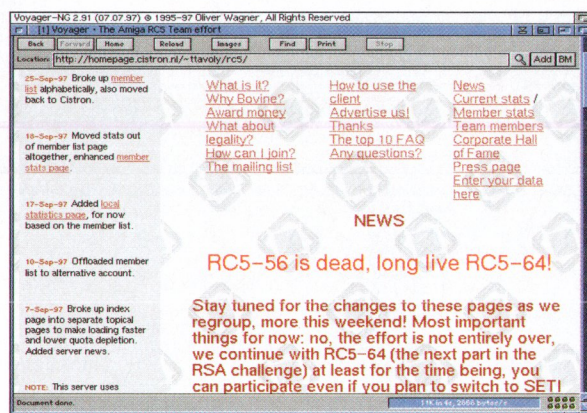
So where now for the scores of code-cracking Amiga netizens? Well, although there are some interesting sounding projects on the horizon, in the short term it seems as though Bovine are making available RC5-64 cracking clients. RC5-64 is a 64-bit encryption system, making it 256 times more difficult to find than the original RC5 encryption key. Although as I write there isn't yet an RC5-64 cracking client for the Amiga, by the time you read this the new effort should be well underway. Take a look at the Amiga RC5 team page to find out how you can get involved.



The excellent ICQ in action on my, erm, other machine.

up online gaming sessions and much more. When you download and install ICQ, you register with Mirabilis and are assigned a unique Universal Internet Number (UIN), which people can use to find you online, although you can also search to see if your friends have registered by entering their email address or full name.

So why haven't all the Amiga Internet users out there got ICQ? The answer is that, unfortunately, the software isn't available for the platform and the chances of Mirabilis producing a port are practically non-existent. By all means bombard Mirabilis with pleas for a conversion (or at least, pleas for them to grant permission for an independent Amiga programmer to produce one), but don't hold your breath. With ICQ



The Amiga RC5 Team homepage, shortly after the news broke that the correct key had finally been found.

using proprietary technology, it isn't likely that a licence to produce an official port would come cheaply.

Amiga owners wanting to use this sort of system therefore have two practical choices. The first is to hope that a Java Virtual Machine such as Haage and Partner's forthcoming



The Bovine homepage at Distributed.net is where cracking clients are available for those who want to join forces with the Amiga cracking team.

Merapi will make it possible to run the Java version of ICQ on an Amiga.

Whether it'll work properly remains to be seen, but it will certainly be interesting to give this a try when Merapi becomes available.

The second is to use a separate, Amiga-only program that performs a similar role to ICQ. At the moment, that probably means Jeremy Freisner's QAmiTrack, which disappointingly few Amiga Netheads seem to have heard of, let alone use regularly. As with ICQ, the idea is that you download and run the client, which informs a remote server whenever you go online. QAmiTrack then presents you with a list of other registered online Amigans, who can each post a brief message, such as "Available for a game of Battleduel!", or "Amigacafe on Undernet".

It's a very simple system, scarcely on a par with Mirabilis's elaborate Web-based message boards and flashy client, but at least it can let you know when your fellow Amigans are online.

CONTACT POINT

I can be reached with comments, suggestions and feedback at dave@dcus.demon.co.uk, or via my Web site at <http://www.dcus.demon.co.uk/>.



SUBSCRIPTIONS

Special Offer! Choose a


FREE GIFT!

when you subscribe

to **AMIGA
FORMAT**

Choose your

Free gift:




**EPIC 97
ENCYCLOPEDIA**
worth £19.95




**AMINET
SET 3**
worth £15.99



**GEEK
GADGETS 2**
worth £12.99




**ERIC
SCHWARTZ**
worth £19.95



NETWORK PC
worth £17.99
Disk only



POWERDRIVE
worth £9.99
Disk only



OBSESSION
worth £19.99
Disk only

Enjoy the Benefits...



...OF A SUBSCRIPTION

- Subscribe for as little as £35.94.
- SAVE £5 when you pay by Direct Debit.
- Get every issue delivered to your home.
- FREE Delivery in the UK.
- FULL PRICE PROTECTION for the duration of your subscription.
- EXCLUSIVE subscriber newsletter every month.

HOW TO ORDER

BY DIRECT DEBIT Complete and return the form on the next page. Postage is free for UK residents. Please note that Direct Debit instructions cannot be accepted by email or fax.

BY CHEQUE OR CREDIT CARD Complete and return the form on the next page. (Remember postage is free in the UK.)

Call the SUBSCRIBER HOTLINE on 01225 822511*

FAX the completed form on the next page to 01225 822523

EMAIL: subs1@futurenet.co.uk*

WORLD WIDE WEB: <http://www.futurenet.co.uk/amigaformat.html>*

ORDER NOW ON: 01458 271102

*IMPORTANT: PLEASE QUOTE REFERENCE NO. AFP801 WHEN TELEPHONING OR EMAILING YOUR ORDER

Back Issues

Missed AF? Don't miss out completely, order it now while stocks last...



NEWICONS 4.1

Revolutionise your Workbench with 256-colour icons and other top tools.

DELUXE PACMAN & DELARITH

The classic arcade original and a brand new platform puzzler demo!


DISK CODE:
AMF105

The definitive review of phase 5's Power PC board, Aladdin 4D, new hardware and software and news of brand new Amigas!

AFCD21

Genetic Species and Blade demos, new Reader Requests section, PPC software, arcade emulation, handy tools and loads of ReaderStuff!


CD CODE
AFC021



DISK CODE:
AMF104

CD CODE:
AFC020


Coverdiscs:
Save the planet with *Assimilation*, plus *Bubble*, new database *DB 3.5*, and art package *Amifig*.



DISK CODE:
AMF103

CD CODE:
AFC019

Coverdiscs:
Make music with *DigiBooster Pro*, plus *Aerial Racers* and *Croins*, an up-to-date *Asteroids* clone.



DISK CODE:
AMF102

CD CODE:
AFC018


Coverdiscs:
A new fully featured spreadsheet program, *StarAm Plan*, plus *Aquanaut* a five-level shoot-em-up.



DISK CODE:
AMF101

CD CODE:
AFC017

Coverdiscs:
Movie making with *AnimatED*, money management with *Ultra Accounts 4* and a *Starboy* demo.



DISK CODE:
AMF100

CD CODE:
AFC016

Coverdiscs:
The world's favourite system enhancer, *Magic Workbench 2*, plus save the world in *Monty the Wolf*.

Treat yourself to a back issue of *Amiga Format*. It costs just £5 for a back issue complete with **Coverdiscs** or **£5.99** for the **CD version**.

Subscription Order Form

Personal Details

Title.....Initials.....Surname.....

Address.....

Country.....Postcode.....

Daytime tel no.....

European subscribers quote your EC VAT reg no.....

Subscription to start? (Issue no).....

Subscriber Number (If applicable).....

Please start my Subscription at the new discount rate ticked below.

	DD	CD
6 issues UK Direct Debit Price (CD version only)	<input type="checkbox"/>	<input type="checkbox"/> £35.94
12 Issues UK Direct Debit Price	<input type="checkbox"/> £49	<input type="checkbox"/> £66.88
12 Issues UK (Cheque/Credit Card)	<input type="checkbox"/> £54	<input type="checkbox"/> £71.88
12 Issues Europe	<input type="checkbox"/> £66	<input type="checkbox"/> £83.88
12 Issues Rest of World	<input type="checkbox"/> £80	<input type="checkbox"/> £97.88

(Offer ends 28 February 1998)

Direct Debit is only available to UK based readers with a UK bank account. Overseas prices quoted are for airmail only and include postage charged at cost.

My choice of gift is

Gifts are subject to availability and limited to one per subscription

Please choose your method of payment

1. Direct Debit The full amount of your subscription will be deducted in advance and in one lump sum. Please complete the mandate at the bottom of this form.

Please note: If you are paying for your subscription by Direct Debit, you must enclose a separate payment by credit card or cheque for any mail order purchases.

2. Cheque (payable to Future Publishing Ltd. Sterling cheques on a UK bank account only)

3. Visa ☐ **Mastercard** Expires.....

Card no.....

Signature.....Date.....

Instruction to your Bank or Building Society to pay Direct Debits.



Future Publishing Ltd.
Cary Court, Somerset,
Somerset, TA11 6BR



Originator's Identification Number

9 3 0 7 6 3

Please send this form to address shown

I. Name and full postal address of your Bank or Building Society branch

To: The Manager

Bank/Building Society

Address

Postcode

2. Name(s) of

account holder(s)

3. Branch sort code (from the top right hand corner of your cheque)

--	--	--	--	--	--

4. Bank or Building Society account number

--	--	--	--	--	--	--	--	--	--

5. Instruction to your Bank or Building Society

Please pay Future Publishing Direct Debits from the account detailed on this Instruction subject to the safeguards assured by the Direct Debit Guarantee. I understand that this instruction may remain with Future Publishing and if, so details will be passed electronically to my bank or building society.

Signature(s).....Date.....

Ref No (Office use only)

Banks and Building Societies may not accept Direct Debit Instructions for some types of account.

The Direct Debit Guarantee (copy/retain for reference)

- This Guarantee is offered by all Banks and Building Societies that take part in the Direct Debit Scheme. The efficiency and security of the Scheme is monitored and protected by your own Bank or Building Society.
- We will debit your account with the full amount as soon as your instruction has been processed. Thereafter we will debit your account at the time of renewal.
- If the amounts to be paid or the payment dates change, Future Publishing will notify you of this in advance by at least 14 days as agreed.
- If an error is made by Future Publishing or your Bank/Building Society, you are guaranteed a full and immediate refund from your branch of the amount paid.
- You can cancel a Direct Debit at any time, by writing to your Bank or Building Society. Please also send a copy of your letter to us.

FULL AMOUNT WILL BE DEDUCTED IN ADVANCE AND IN ONE LUMP SUM.

☐ Please tick this box if you would prefer not to receive information on other offers

UK READERS SHOULD RETURN THIS COUPON BY FREEPOST TO:

AMIGA FORMAT SUBSCRIPTIONS, FUTURE PUBLISHING LTD, FREEPOST BS4900, SOMERTON, SOMERSET TA11 6BR

OVERSEAS READERS SHOULD RETURN THIS COUPON (POSTAGE PAYABLE) TO:

AMIGA FORMAT SUBSCRIPTIONS, FUTURE PUBLISHING LTD, CARY COURT, SOMERTON, SOMERSET, UK, TA11 6TB

AFP801

*IMPORTANT: PLEASE QUOTE REFERENCE NO. AFP801 WHEN TELEPHONING YOUR ORDER

Call our order hotline on
01458 271102

Open Late
Wednesday & Thursday
9:30am until 7:30pm

Open Sunday
11am to 4pm

FIRST
COMPUTER CENTRE

Visit us on the Web! - <http://www.firstcom.demon.co.uk/>

DELIVERY COSTS

- 2-4 Week Days £4.99
- Next Week Day £6.99
- Saturday Delivery £14.99

Delivery per order, not per item. Subject to availability.

Tel: 0113 231 9444
Fax: 0113 231 9191 BBS: 0113 231 1422
E-Mail: Sales@firstcom.demon.co.uk

Showroom Address:
Dept. CU, Unit 3, Armley Park Court
Stanningley Road, Leeds. LS12 2AE

Payment methods: VISA, MasterCard, Delta, American Express, Switch, Lombard Finance

Map showing location: EASY ACCESS FROM M62, M1 and A1. FIRST COMPUTER CENTRE, LIVING WORLD, KIRKSTALL RD, FARNELL, LEEDS CITY CENTRE, A64, ARMLEY, GYTRATORY, M62/M61.

AUTHORISED REPAIR CENTRE

Our in-house engineers can offer you a no-obligation **FREE** estimate of repair on your Amiga or any computer peripheral. A delivery tariff of just £5.00 is charged or alternatively, visit our large showroom. We can also arrange for your items to be collected by courier for an additional charge of £11.00

Amiga Hardware

Amiga Magic Packs

Includes Wordworth V4SE, Datastore, Organiser, Turbocalc 3.5, Personal Paint V6.4, Photogenix 1.2SE, Pinball Mania, & Whizz. Now also includes Directory Opus 4.12.

A1200 - 2Mb RAM - No HD £249.99

A1200 - 6Mb RAM - 170Mb HD £349.99

A1200 - 68030EC/40MHz 10Mb RAM 170Mb HD £419.99

A1200 - 68040/25MHz - 18Mb RAM 1.3Gb HD £599.99

A1200 - 68040/40MHz - 18Mb RAM 1.3Gb HD £699.99

Hard drive equipped versions of the Amiga range come with Scala MM300 preloaded. Amiga 68040 machines include a 250 Watt PSU as standard.

Monitors

AMIGA
1438/1402 14" Multisync only £259.99

MICROVITEC
1701 17" Multisync only £399.99

CD-ROM & I/O

Ultra IDE External CDROM

For A1200/A600. Complete Kit. Includes PSU, Cables & Software

Ultra Drive Kit (No CDROM) £99.99

Ultra Drive (20 speed) £169.99

Ultra Drive (24 speed) £174.99

Internal SCSI CD-ROM Drives

Philips 8x Speed £89.99

Toshiba 5701 12x Speed £105.99

Plextor X20 20x Speed £127.99

SCSI Cases

Single Case £49.99

Dual Case £99.99

External unit, with internal SCSI connections, SCSI ID selector, & external 50 Way Centronics SCSI through port. Includes PSU

Squirrel SCSI-II Interface *£44.99

*When bought with any SCSI device, £54.99 if bought separately

SurfSquirrel SCSI-II Interface *£79.99

*When bought with any modem or SCSI device, £99.99 if bought separately

Octagon/GVP SCSI Card £99.99

SCSI-II interface card for big box Amiga's A4000/2000 etc.

THE WHIPPET

High Performance PCMCIA Serial Port
Up to 230,000bps. 400% Faster Than Standard
Fully Buffered For Safer & Reliable Data Transfer
New Faster Technology 56k Modem Ready!!!

Only £48.99 (£44.99 if bought with modem)

Hard Drives

2.5" IDE Hard Drives

Includes installation software, screws, and instructions. For A600/A1200 machines

85Mb £57.99 1.0Gb £124.99

120Mb £71.99 1.6Gb £141.99

524Mb £113.99 2.1Gb £164.99

Build Your Own SCSI Hard Drive!

- SCSI Case with built in PSU £49.99
- SCSI Hard Drive (Select from right)
- SCSI Squirrel Interface £45.00
- Optional Construction £10.00
- Includes all Cables & Software

3.5" Bare Hard Drives

IDE

1.0Gb £109.99 540Mb £159.99

1.7Gb £121.99 840Mb £199.99

2.1Gb £129.99 2.1Gb £229.99

2.6Gb £149.99 3.2Gb £263.99

3.2Gb £159.99 4.5Gb £684.99

3.5" IDE Hard Drive Install Kit

Includes set-up software, cables and full instructions. See above for Hard Drive prices

Only £19.99

Software

Aura 8 Bit Sampler £29.99

Blitz Basic v2.1 £19.99

Cinema 4D V3 £159.99

Clarity 16 £95.99

Directory Opus 5.6 Magellan £45.99

DiskMAGIC File & Disk Manager £34.99

Final Calc £94.99

G.P.Fax - Generic Class 1&2 £42.99

Hi-Soft Basic 2 £49.99

Hi-Speed Pascal £64.99

IBrowse (Hi-Soft) £23.99

Maxon Magic £23.99

Megalosonic £27.99

Mini Office £29.99

Money Matters 4 £38.99

Net & Web (Hi-Soft) £29.99

Net & Web 2 (Hi-Soft) £59.99

Net Connect V2 £49.99

Network PC (Weird Science) £17.99

Amiga On-Line Reference Manual £6.99

PCX-86 Emulator £49.99

Personal Paint 7.0 £49.99

Power Scan Software £49.99

Pro Midi Interface £19.99

Secal Programming £29.99

Studio 2 Professional £49.99

SurfWare Internet Software £9.99

TechnoSound Turbo II Pro £29.99

Termite TCP (Hi-Soft) £44.99

Termite (Hi-Soft) £29.99

TurboCalc 4.0 £49.99

Turbo Print 5 £49.99

Twist 2 Relational Database £74.99

Upper Disk Tools (Hi-Soft) £10.99

Vista Pro 3 Life £4.99

Voyager Internet Software £22.99

Wordworth 6 3.5" Version. £39.99

Zip/Jazz Tools £16.99

*£5.00 off when purchased with a printer

CD-ROM Software

Free Shareware CD-ROM upon request when you spend £20+ on CD Discs!

Shareware CD-ROMs

LSD & 17Bit Comp. Vol 1 £17.99

LSD & 17Bit Comp. Vol 2 £17.99

LSD & 17Bit Comp. Vol 3 £17.99

3000 JPEG Textures £8.99

3D CD 2 Images £8.99

AGA Experience 2 (NFA) £12.99

AGA Experience 3 (NFA) £12.99

AGA Toolkit '97 £8.99

Amiga Desktop Video 2 £12.99

Amiga Developers £12.99

Amiga Repair Kit £34.99

Aminet 18, 19, 20, or 21 £11.99

Aminet Set 1, 2, or 3 £17.99

Aminet Set 4 or 5 £26.99

AMOS PD 2 £12.99

Amy Resource Europe £14.99

Animation (Weird Science) £18.99

Anime Babes (18) £15.99

Arche Classics Plus £12.99

Artwork £10.99

Assassins 2 £13.99

Assassins 3 £13.99

Big Red Adventure £17.99

C64 Sensations Vol.2 £16.99

CAM (2CD) £22.49

Card Games PC/Amiga £14.99

Weird Science ClipArt £8.99

Colour Library £12.99

Dem Rom £19.99

Emulators Unlimited £16.99

Encounters £12.99

Encyc. Of The Paranormal £12.99

Epic Collection 3 £17.99

Epic Interactive Enc. 1997 £9.99

Eric Schwartz Animations £16.99

Euro CD Volume 1 £12.99

Euro CD Volume 2 £12.99

Flyin' High £23.99

Fontamania £12.99

Geek Gadgets 1 or 2 £12.99

Graphics Sensations 1 £11.99

Gi Sensation Double Cd £17.99

Giga Graphics (4CD) £9.99

Global Amiga Experience £14.99

Golden Demos £14.99

Guinness Disc Of Records £17.99

Hidden Truth £23.99

Horror Sensations (18+) £17.99

Illusions In 3D £8.99

Imagine PD 3D £14.99

Insght Dinosaurs £14.99

Into-The-Net £13.99

Kara Collection £19.99

The Learning Curve £17.99

Light ROM 4 £18.99

Light ROM 5 (3CD) £23.99

Light ROM Gold £12.99

Magic Publisher £17.99

Magic W/Bench Enhancer £8.99

Meeting Pearls 4 £8.99

Miami £27.99

Midi Gold £23.99

Modes Anthology £23.99

Movie Maker Special FX1 £17.99

Multimedia Backdrops £14.99

Network 2 £12.99

Octamed Sound Studio £19.99

Personal Suite £17.99

Personal Paint 7.1 £22.99

Retro Gold £19.99

Scene Storm £9.99

Sci-Fi Sensation 2 £17.99

Sound & Graphics £17.99

Sounds Terrific/Octamed 6 £17.99

Specy '97 £14.99

System Booster £17.99

Time & Reckoning £17.99

Trapped 2 £19.99

UPD Gold £9.99

Utopia 2 - Exterior Colony £24.99

Utilities Experience £13.99

1078 Word Textures £12.99

Wordworth 6.0 £39.99

Wordworth 6.0 Office £47.99

Workbench Add-ons £20.99

World Info 95 £17.99

Zoom 2 £18.99

Part Exchange

Money off your new hardware purchases!

Call for pricing now to part exchange your old items, and get real value for your unwanted monitors, printers, memory, computers, etc.

Second User Bargains Available Now!

Totally refurbished units, with a three month minimum warranty. Call for current stocks.

Please note, we do not buy items for cash. Goods can only be exchanged against a more expensive purchase.

Power Units

PRIMA ATOM

HEAVY DUTY PSU

- High Quality 200 Watt PSU
- Colour Co-Ordinated Casing
- 4 Times Standard Power

Now Only £59.99

Standard Amiga PSU £29.99

Memory / Acc.

Prima A1200 4Mb RAM £59.99

Prima A1200 8Mb RAM £74.99

Includes Battery Backed Clock. Add £25.99 For 33MHz Co-Pro

1Mb 30 Pin (1'9) 70ns SIMM £6.99

4Mb 30 Pin (1'9) 70ns SIMM £20.99

4Mb 72 Pin (1'32) 60ns SIMM £14.99

8Mb 72 Pin (2'32) 60ns SIMM £24.99

16Mb 72 Pin (4'32) 60ns SIMM £48.99

32Mb 72 Pin (8'32) 60ns SIMM £95.99

256 x 4 DRAM (DIL Type) (each) £4.99

Prima A500 512k RAM No Clock £16.99

Prima A500+ 1Mb RAM £24.99

Prima A600 1Mb RAM No Clock £24.99

A1200 Accelerator Cards

Blizzard 1230-50 £89.99

Blizzard 1260-50 £319.99

Blizzard SCSI Module £69.99

200MHz Impulse Upgrade £CALL

Viper IV 42MHz With 4MB £71.99

Lower Prices!

Storage

iomega Zip Drive

Only £134.99

- Includes One 100mb Cartridge
- Fast SCSI Interface Version
- Includes Cable & Amiga Zip Tools

Zip Drive 100mb Media (each) £9.99

Squirrel to Zip Adapter £17.99

A SCSI Interface may be required at an extra cost. See Squirrel section on this page, above right.

A500/A500+ Internal Drive £34.99

A600/A1200 Internal Drive £34.99

A4000 Internal Drive £79.99

Golden Image External Drive £41.99

WIZARD SATURN

External 1Mb Floppy Drive for all Amiga's

only £39.99

Free Dir. Opus 4.12!

Graphics

Scanners

Power Hand Scanner Mono V4. £69.99

256 greyscale on AGA Amigas. 64 Greyscale on others.

Epson GT5000 Flatbed Scanner £259.99

2400 DPI Output. 24 Bit Colour. Requires Software Below

Epson GT8500 Flatbed Scanner £399.99

3200 DPI Output. 32 Bit Colour. Requires Software Below

Amiga Epson Scanning Pack £49.99

Includes Full Image Scanning Software & Required Cable

Genlocks

Lola L-1000 Genlock £114.99

Mix video & graphics with ease, supports AGA as standard

Lola L-1500 Genlock £174.99

Composite video out. 2 Sliders. 1 fade to black

Pro-GRAB

SMIS 24RT Plus

- 24 Bit Colour Realtime Digitiser
- Easy Set-Up With Full Software

Only £99.99

Pro-Grab PCMCIA Adapter £39.99

Modems

DIAMOND

SupraExpress 56 Voice

- BABT & CE Approved
- Voice Capabilities
- 56,000 Data
- 14,000 Fax
- 5 Year Warranty

Only £105.99

SupraExpress 36 Voice

- BABT & CE Approved
- Voice Capabilities
- 36,000 Data
- 14,000 Fax
- 5 Year Warranty

Only £61.99

Amiga Surfware Internet Pack

THE COMPLETE SOFTWARE SUITE FOR ALL YOUR INTERNET NEEDS. INCLUDING 30 DAYS FREE INTERNET ACCESS, EXCLUDING LOCAL CALL CHARGES

Only £9.99 Just £5.99 with any modem

Miscellaneous

Zydec ZyFi Speakers

ZyFi

40 Watt PMPO Mains Powered

Only £15.99

ZyFi 2 Pro

120 Watt PMPO Mains Powered

Only £42.99

ZyFi To Amiga Cable

Chip Upgrades

68882 Co-Pro 33MHz PLLC £24.99

68882 Co-Pro 50MHz PGA £39.99

Agnus 2Mb 8375-16 (A500+) £27.99

CIA 8520 I/O Controller £18.99

Kickstart 2.0/4.0/5.0 ROM Chip £24.99

Miscellaneous

A520 TV Modulator £34.99

Amiga Joysticks From... £6.99

Wizard 560DPI Mouse £12.99

Quality Mousemat (4mm) £2.49

3.5" Floppy Drive Head Cleaner £1.99

80 Cap. Banx Lockable Disk Box £9.99

Printers

Canon

BJC-30 Colour Inkjet £159.99

300 DPI, 50 ASF Built-In. Optional Tractor Feed at £34.99

BJC-80 Colour Inkjet £188.99

720 x 360 DPI Colour Printer. 30 Page ASF Built-In

BJC-250 Colour Inkjet £135.99

720 x 360 DPI. Mono & Col. Carts Supplied. 80 Page ASF

BJC-4300 Colour Inkjet £185.99

720 x 360 DPI. Optional Colour Scanner Cart. 5ppm Mono

BJC-4550 Colour Inkjet £299.99

720 x 360 DPI. Up to A3 Colour Printing. Dual Cart Printing

BJC-620 Colour Inkjet £221.99

720 x 720 DPI. Four Separate Cartridge Colour Printing

CITIZEN

COMPUTER PRINTERS

ABC 24 Pin Dot Matrix £109.99

300 DPI, 50 ASF Built-In. Optional Tractor Feed at £34.99

ProJet-II £129.99

300 x 300 DPI Colour Inkjet Printing. 70 Sheet ASF Built-In

Printiva 600C £291.99

600 DPI Colour, 1200 DPI Mono. Advance Micro Dry Tech.

EPSON

Stylus 400 Colour Inkjet £168.99

720 x 720 DPI. 4ppm Black. 3ppm Colour. 100 Sheet ASF

Stylus 600 Colour Inkjet £234.99

1440 x 720 DPI. 6ppm Black. 4ppm Colour. 100 Sheet ASF

Stylus 800 Colour Inkjet £312.99

1440 x 720 DPI. 8ppm Black. 7ppm Colour. 100 Sheet ASF

HEWLETT® PACKARD®

HP-340C Portable Colour £179.99

600 x 300 DPI Mono. 300 x 300 DPI Colour. 2ppm Mono

HP-400C Colour £132.99

600 x 300 DPI Mono. 300 x 300 DPI Col. Both Carts Inc.

HP-690C Plus Colour £199.99

300 x 300 DPI Colour Printing. Now Even Faster.

HP-870CXI Colour £255.99

600 x 600 DPI Mono. To 8PPM. 600x300 Colour To 4PPM

HP-6L Mono Laser £278.99

600 DPI, 1Mb RAM. 6 Pages Per Minute Printing

Dual Parallel Printer Switchbox £12.99

Includes cable. Other types & specifications also available

Cables

This is only a small selection. Please call.

23 Pin To 15 Pin Multisync Adapter £6.99

9 Pin Mouse/Joystick Extension £4.99

Mouse/Joystick Switcher £13.99

Printer Protector 4 Plug Adap. £14.99

Parallel Printer Cable 1.8M £4.99

Parallel Printer Cable 4.5M £11.99

Parallel Printer Cable 10M £19.99

Parallel Bi-Di Printer Cable 1.8M £4.99

Parrel Cable 25 Pin D Type £14.99

Null Modem Cable 25DF-25DF £9.99

Modem Cable 25DF-25DM £9.99

RGB 9 Pin Monitor Cable Extension £14.99

Multisync Monitor Cable Ext. £11.49

1438 23 Pin To 15 Pin D Adap. £9.99

Amiga To Scart Cable (CM8833 Mk1) £9.99

9 Pin Extension Cable 3M £6.99

Amiga To Philips 833Mk II £9.99

25 Pin To Centronics Male £11.99

Centronics Male To Female 1M £14.99

Centronics Male To Male 1M £14.99

SCSI 3 Device Internal Cable £13.99

SCSI 7 Device Internal Cable £16.99

Micro D Male To Micro D Male £22.99

Micro D Male To Centronics Male £22.99

25D To Centronics Female £17.99

Internal 50 Way SCSI To External £12.99

Amiga A600/A1200 2.5" IDE Cable £9.99

600 3.5" IDE Cable £9.99

A600/A1200 2.5" To 3.5" Cable Set £19.99

Consumables

Canon

BC01 BJ10/SJ48 Black £16.99

BC02 BJ200 Black £17.99

BC05 BJ210 Black £19.99

BC06K BJ240 Photo Kit £25.99

BC06 BJ240 Photo Cart £19.99

BC09F BJ240 Fluores. £25.99

BC10 BJ30 Head & Ink £29.99

BC11 BJ70 Heat & Cart £31.99

BC20 BJ400 Head&Black £31.99

BC21 BJ400 Head + Inks £26.99

BC22K BJ4200 Photo Kit £36.99

BC29F BJ4200 Fluores. £31.99

BC10 BJ30 Black 3 Pack £10.99

BC11BK BJ70 Black 3 Pk £8.99

BC11C BJ70 Colour 3 Pk £14.99

BC12BK BJ4000 Black £4.99

BC12C BJ4000 Colour £13.99

BC12B BJ240 Black £4.99

BJ120C BJ260 Black £4.99

BJ120M BJ260 Magenta £4.99

BJ120Y BJ260 Yellow £4.99

BJ1642 BJ300/330 Black £10.99

Citizen

ABC/Swift Mono Ribbon £4.99

ABC/Swift Colour Ribbon £12.99

Project Ilc Mono Cart. £29.99

Project Ilc Mono Twin Pack £6.99

Project Ilc Mono + Head £21.99

Printiva Black £5.99

Printiva Cyan £5.99

Printiva Magenta £5.99

Printiva Yellow £5.99

Printiva Silver £15.99

Epson

Styl. Col. 400/600 Black £18.99

Styl. Col. 400/600/800 Col £20.99

Styl. Col. 800/1520 Black £20.99

Hewlett Packard

Desktel 340 Hi-Cap Black £20.99

Desktel 5x0 Series Black £25.99

Desktel 5x0/3400 Colour £25.99

Desktel 6x0 Series Black £23.99

Desktel 8x0 Series Black £25.99

Desktel 8x0 Series Colour £25.99

Paper

500 Sheets (Fanfold/Single) £4.99

1000 Sheet (Fanfold/Single) £8.99

100 Sheets Epson 720dpi £12.99

200 Sheet Canon Hi-Res £24.99

500 Sheet HP Bright White £19.99

Re-Inks/Re-Inks

Re-Ink Ribbon Spray £9.99

Black Ink Cart Refill 50ml £7.99

3 Colour Ink Refill 50ml £12.99

3.5" Floppy Disks

Bulk DSDD

10x £3.49 100x £26.99

30x £9.99 200x £49.99

50x £14.99 500x £149.99

Branded DSDD

10x £4.99 100x £41.99

30x £13.99 200x £76.99

50x £21.99 500x £175.99

Bulk DSHD

10x £3.99 100x £29.99

30x £10.99 200x £55.99

50x £16.99 500x £129.99

Branded DSHD

10x £5.99 100x £44.99

30x £15.99 200x £82.99

50x £23.99 500x £189.99

500 Disk Labels £6.99

1000 Disk Labels £9.99

CREATIVE

The indispensable guide to getting the most out of your software

82 DRAWSTUDIO

Larry Hickmott explains all you need to know about the Make Compound Object tool, and promises that it's more exciting than it sounds!

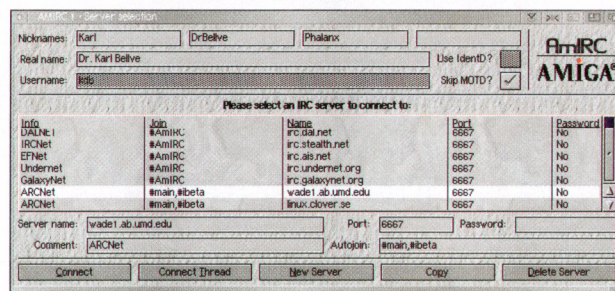
Ooer. How did he do this then? Well, you'll be pleased to discover that it's all very easy.



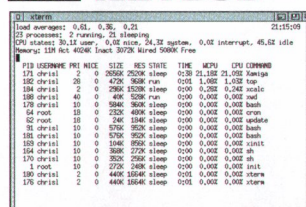
84 MUI

Dr. Karl Bellve shows how to integrate MUI hooks into your interface in part 4 of this guide to the Magic User Interface.

A list is just a list and unless it has some hooks, clicking on any of the items won't actually do anything.



86 NETBSD


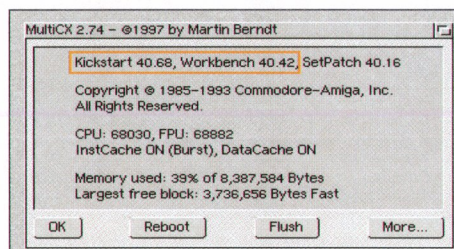


Script programming in the Shell with **Chris Livermore**, in part 4 of our tutorial.

It all looks like columns of numbers – the joys of writing scripts!

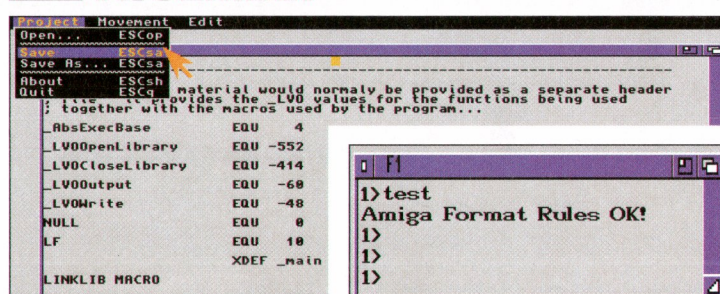
88 BEGINNERS GUIDE

Robert Polding explains expansions of all types in the final part of this series.



How to work out what you've got and make the best use of it in the Beginner's Guide.

90 ASSEMBLY



In the second part of our 680x0 beginner's special, **Paul Overaa** covers how to create a program of your own.

68k assembly language may seem arcane, but it is super fast.



Nick Veitch

SEND IT IN!

WE NEED YOUR INPUT.

Is there something that you would like to see covered in one of the current tutorial series? Why not send your suggestion to us at the magazine. Here are some things you might like to think about:

AREXX

Commodore's excellent decision to include ARExx with Workbench was only matched by their stupidity in not documenting it properly. If you are having trouble why not write to us with a description of what you are trying to do.

PAINT PACKAGES

Unsure of how to get a particular effect? Do you think there must be an easier way? Our experts could help.

DRAWSTUDIO

Is there something you desperately want to be able to draw? Drop us a line! Contact us at:

AF Creative • 30 Monmouth Street
Bath • Somerset BA1 2BW
Or email: amformat@futurenet.co.uk
putting "Creative" in the subject line.

DrawStudio

Larry Hickmott continues his look at **DrawStudio** with some cutting tips on using the extra special Make Compound Object tool.

Like most tools in *DrawStudio*, Make Compound Object has many uses and in this month's instalment of being creative with the Amiga's foremost illustration package, I want to show you a trick or two using this rather effective feature.

Make Compound Object sounds pretty boring but as you can see from some of the examples on this page, this simply isn't the case.

Creating compound objects is simple enough. All you need are two or more elements where one object will be the "fill" while the other will form the "cutout" or hollow bit.

It's important to remember that *DrawStudio* does not distinguish between which objects are the holes (or cutouts) and which objects are filled, but there is a rule which says that the attributes from the first selected object become

Contents

- Chapter 1. Using text in DrawStudio
- Chapter 2. Bitmap Fills
- Chapter 3. Using Compound Objects for Cutouts**
- Chapter 4. Working with other applications
- Chapter 5. Transparency and its uses
- Chapter 6. Duplication made easy


that of the compound object as a whole.

Remember that compound objects themselves can be used with other compound objects to create something new, and where the elements don't overlap there won't be any cutout – the multiple objects will become "welded" together, forming a single element.

Now you may not exactly be jumping up and down with excitement about my abilities, shown by what I've created for these pages, but I do expect you to be able to see the possibilities of what you can do yourself using this tool.

When using *DrawStudio*, one of the key points about being creative is to

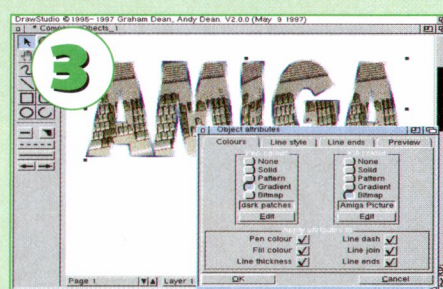
CREATING ONE OBJECT FROM MANY



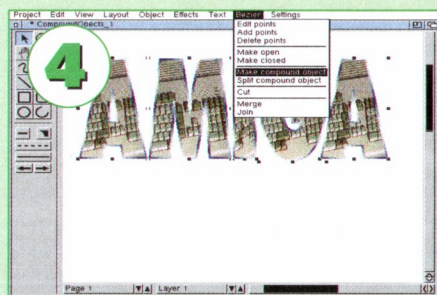
Create some text and apply a bitmap fill to it using the Object/Attributes panel. Notice that in this example the bitmap fills the whole word. Not only that, but because the text is still a text object, no line weight can be applied to it – which is not what we want in many cases.




To add a line weight to the text, we need to first convert the filled object to a bezier curve by choosing from the Object menu the item Convert to Bezier. Notice how the fill is now applied to each of the letters instead of the whole word as before. We will correct this in a minute.



Plain text like this looks really flat on the page, so we'll change this by giving it a line weight. Do this by making sure the text object is selected and then from Object/Attributes, click on Gradient in the Pen Colour column. Choose or create a gradient by first clicking on Edit, then choose a gradient from the list or click on Edit again in the Gradient List to create or edit a new one. Apply the gradient to the text object.



The problem still exists whereby the bitmap still only fills each letter. To alter this, first choose Object/Ungroup, make any changes to the spacing of the letters if required and then choose from the Bezier menu Make Compound Object. As you can see, the bitmap now fills the whole object.



As a final taster for you to play with, double click on the object and you will see the fill disappear (for editing purposes only) and lots of little boxes on the image. These are points which can be moved around the page to change the shape of the object.




MAKING A CUTOUT



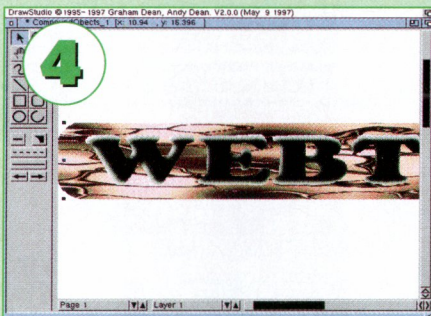
Making what is known as a cutout is really simple in *DrawStudio 2*. For this tutorial, you will need a few objects: a rectangle, some text and a blurred version of that text. The latter can be created by exporting a bitmap version of the text and blurring it in *ImageStudio*, *Personal Paint*, *ImageFX*, *Art Effect* and so on.



Take the text (not the blurred bitmap) and convert it to a Bezier object and then ungroup the word so each letter is a separate object. With each of the letters selected, move the text over the top of the filled rectangle.



Click on the rectangle containing the fill and then hold down the shift key. Now click the left mouse button on all the letters of the text. It is done in this way so that the fill is not lost. If the text is selected first then the bitmap fill would need to be re-applied. Choose Make Compound Object from the Bezier menu.



At the moment, all you have is a rectangle with some white looking text, which is actually clear because the white background is showing through. To prove the point, take the bitmap blurred text and place it under the compound object.

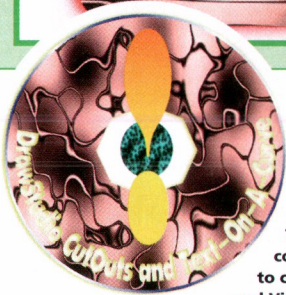


This effect of having a blurred object under the compound object can also be used another way. Try this. Create a compound object as before but without the blurred text and then make a clone of the object.



Select the clone, give the object a solid fill and export it as a bitmap and blur – the more blur the better. Some applications blur outward, and there's little white space to expand into when exporting an object so use a larger white rectangle behind exported objects to avoid cutoff. Put the blurred image on the page and delete the original clone.

Place the blurred bitmap under the compound object and you should get an effect like this. The glow around the edges is also useful but in some cases you may want to avoid it. This is done by cropping the edges of the blurred image before placing it on the page in *DrawStudio*.



COMPOUND OBJECTS

The Make Compound Object tool can be combined with others like Text On A Curve to create logos and so on for WEB pages, DTP and Video projects.

This image is made up of a number of elements including a compound object, some gradients behind the compound object, an editing of the rectangles to create irregular shapes and a grey shadow behind some of the text.

experiment by taking one function like Make Compound Object and using it in combination with other features like Text On A Curve or Warp, and also to play with as many different types of elements and fills as you can think of. This is what makes *Drawstudio 2* such an interesting package.

In this tutorial, we'll look at two ways the Make Compound Object tool can be used. One is to create things called cutouts and the other is to combine a

What makes *DrawStudio* different is that compound objects can be filled with bitmaps...

number of objects so that the fill is applied to all of the objects in the group as if they were a single element.

Producing cutouts is not new.

ProDraw, for example, was capable of doing a similar thing with its own Compound Object function but what makes *Drawstudio* different is that compound objects can be filled with bitmaps, which is very useful when creating titles for web pages, newsletters and video projects.

Have a go at the tutorials and see for yourself how it all works. If you don't have a copy of *Drawstudio 2*, give me a call on 01908 370 230.

Magic User Interface

Caught out by MUI hooks? Dr. Karl Bellve explains everything in part four of this tutorial.

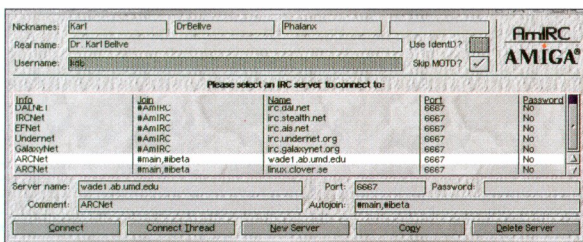
My previous tutorials covered the concept behind MUI programming and how to build a simple interface. I haven't yet explained how you integrate the interface with your program. A method called `MUIM_Application_ReturnID` is a crude but simple way to do this. You can attach this method, through a notification, to any MUI object. Here is an example of it through a notification: `DoMethod(buttonobj, MUIM_Notify, MUIA_Pressed, FALSE, appobj, 2, MUIM_Application_ReturnID, ID_PLAYBUTTON);`

Every time `buttonobj` is pressed and released, a notification event is triggered. Notifications were discussed in last month's tutorial. In the above example, `MUIM_Application_ReturnID` passes the id, `ID_PLAYBUTTON`, to the next call of `MUIM_Application_Input`, which is located in your program's event loop. Somewhere in your program, you would have defined `ID_PLAYBUTTON` as a number. In C, it would look like the following:

```
#define ID_PLAYBUTTON 1 #define ID_STOPBUTTON 2
```

Your program's event loop would then need to look for this ID and perform an action. In this example it would look like the following:

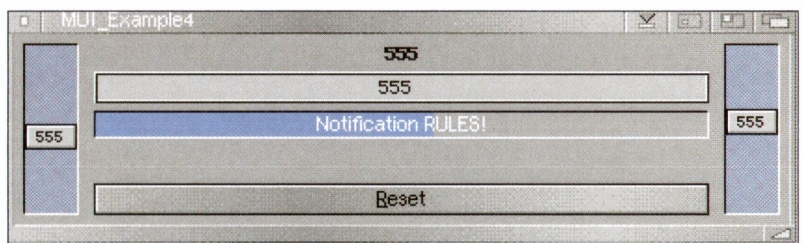
```
while (running) { switch
(DoMethod(appobj, MUIM_Application_Input, &sig)) { /* Quit the
Program */ case
MUIM_Application_ReturnID_Quit:
running = FALSE; break;
case ID_PLAYBUTTON: printf("You
want to play?...\n"); break;
case ID_STOPBUTTON: printf("You
want to stop?...\n"); break; } if
(running && signal) Wait(signal |
```



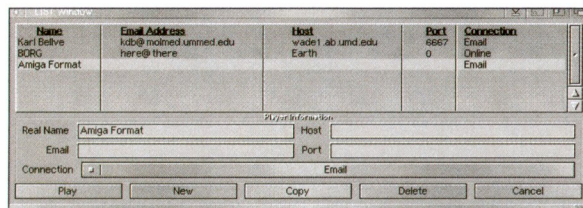
AmIRC's server selection window is a fine example of a complex listview. This listview is controlled in real time by each change in the string objects and buttons below it. In this example, you can also see a background pattern in the listview.

Contents

- Chapter 1. An introduction to MUI
- Chapter 2. Simple MUI programming
- Chapter 3. Complex MUI programming
- Chapter 4. MUI and Hooks**
- Chapter 5. Custom Classes Part 1
- Chapter 6. Custom Classes Part 2



MUI_Example5 shows a complex listview using hooks. This listview has multiple columns, vertical bars and column titles. Also, the listview contents are completely controlled by the string gadgets below it through a complex set of notification events. The main part of the program does nothing to generate this.



MUI_Example4 has only one subtle difference from MUI_Example3. The string object was unable to notify and change the slider objects or the gauge object in MUI_Example3. MUI_Example now uses an Amiga callback hook attached to the string gadget that converts the string contents and updates the slider and gauge objects.

```
SIGBREAKF_CTRL_C); if (signal &
SIGBREAKF_CTRL_C) break;
}
```

You are allowed to use any long word for your IDs, except from -255 to 0. These are reserved for MUI. For example, MUI defines the following in `mui.h`:

```
#define
MUIM_Application_ReturnID_Quit -1
When your event loop sees a -1, it should cleanup and exit. Many programs link their main window with this ID to shut down the program when the user has closed the main window. In the above example, when your program sees a 1 (ID_PLAYBUTTON), it knows
```

the user has selected the button, `buttonobj`, as shown in the above notification. Here the program just prints something, but you could also make function calls, or modify other MUI objects.

As I said before, using ReturnIDs inside a MUI program is very crude but simple. It is not very object oriented and everything is forced through your program's event loop. There are two other ways to link functions in your program to MUI objects. One way is by using hooks. The other way is by using subclasses of the object (which we will cover next month).

You need to read the RKM libraries for a full explanation of callback hooks. I will just provide a working example in this limited space.

You may have noticed that in the example program, `MUI_Example3` from last month, there was one crucial notification event missing. If you changed the string gadget in that example, it only updated the text object above it. It didn't update the slider objects or the gauge object. Slider and gauge objects are subclasses of the

numeric class. Unlike the text object, they can not receive a string. Also, if `MUIA_String_Integer` attribute was gettable, as well as settable, then this problem would have been solved. You could then take the `MUIA_String_Integer` and pass that to the other objects. However, this is not gettable, and only settable. I could only get the attribute `MUIA_String_Contents`, which returns a pointer to a string. The way around it is to call an Amiga callback hook when the string gadget is changed.

You can get around this problem by linking an Amiga callback hook to a MUI object, like the string object. To show you how to link a hook to a MUI object, I will modify `MUI_Example3` and call the revised code `MUI_Example4`.

First, I will need to initialise a hook structure. To remind you, the hook structure is defined in `utility/hook.h` as the following:

66 ... using ReturnIDs inside a MUI program is very crude but simple. It is not very object oriented... 99

```
struct Hook {
struct MinNode h_MinNode;
ULONG (*h_Entry)();
/* assembler entry point */
ULONG (*h_SubEntry)();
/* often HLL entry point */
APTR h_Data;
/* owner specific */
};
```

The hook structure I have defined in `MUI_Example4` is basically just a pointer to my function:

```
static struct Hook
stringtoint_hook = {(NULL,
NULL), (void *)String_to_Int,
NULL, NULL};
```

I have just filled the hook structure with a pointer to my function. `H_MinNode` is meant to string hook structures together, but is not often used in MUI. MUI has a method for attaching hooks to objects called `MUIM_CallHook`. Here it is in practice: `DoMethod(App.string1, MUIM_Notify, MUIA_String_Acknowledge,`

MUI LISTVIEWS AND THE TROUBLE THEY CAUSE.

New programmers to MUI always have difficulties with MUI's listview object. First, a listview object always has a list object as a child, and it is the list that is manipulated. The listview just displays the list. To extend the functionality of MUI's listview object, you need to use hooks. An ordinary listview does not need hooks, as long as you only expect it to display only strings. If you want a listview that has columns and can vary its format, then you need to use hooks.

MUI listviews can use four hooks. A construct hook to allocate memory, `MUIA_List_ConstructHook`. A display hook to display the list, `MUIA_List_DisplayHook`. A compare hook to sort the list, `MUIA_List_CompareHook`. And, a destruct hook, `MUIA_List_DestructHook`, to release the memory allocated in the function called by the construct hook.

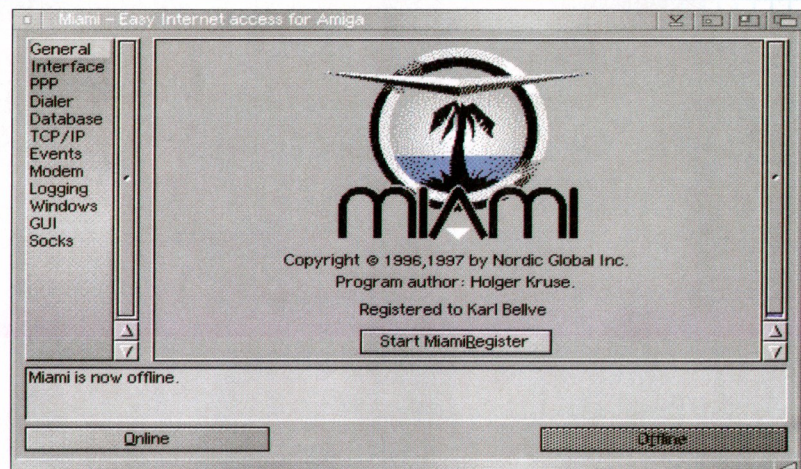
`MUI_Example5` has an example of a complex listview. The code may be too much to digest but take time to look through it. Not only does the

example show how to use a listview but also shows how to localise an Amiga program.

The listview in `MUI_Example5` has 5 columns. Each column also has a title, setup by the display hook. Additionally, the columns are separated by vertical bars. I would suggest reading MUI's autodoc on `MUI_List` and pay attention to the hook attributes and especially to `MUIA_List_Format`. This is the attribute where you specify widths, formatting and bars. One helpful hint with this attribute is that you should have one less comma than columns in your listview. You must have this attribute set if you have a multicolumn listview with hooks, passing just commas is fine.

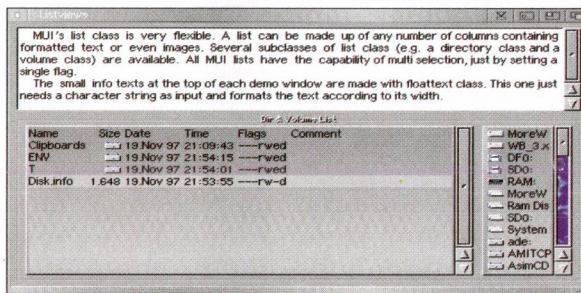
`MUI_Example5` goes a bit further, the listview is updated in real time as each string gadget is updated. Normally, you would only update another object after the user has hit the return key. Vaporware's `AmIRC` server list also has this behaviour. It is up to you how you update your list but hopefully this code will get you started.

Many programs now use listviews to control the size of a program and limit the growth of the GUI. The MUI preference program is one example and `Miami`, shown, is another. `Miami` has a listview on the left. When any item in the listview is selected, the area to the right content is changed.



```
MUIV_EveryTime, App.label1,4,
MUIM_CallHook,&stringtoint_hook,
App.slider1,MUIV_TriggerValue);
```

Every time the string gadget changes, the stringtoint hook is called as shown in the above method. This hook



If you run the `MUI-Demo` program and select the listview, you would see this window. You are not limited to showing text in a listview as lists can also contain images.

has the pointer to the function that gets executed. You can pass any number of parameters to your function. Here I am passing the pointer to the `slider1` object and the `MUIV_TriggerValue`.

Remember, you must always use the keyword `__saveds` when you define your function. Register `a0` will contain the pointer to the hook itself. Register `a2` will contain the pointer to the calling object, in this case, the string object.


The parameters will be passed on the `a1` register. The example function, in `MUI_Example4`, only cares about the parameter list and doesn't need anything else. It reads the `MUIV_TriggerValue`, which is a pointer to the contents of the string object.

I could have looked at the `a2` register and read the string contents directly using `get(object,MUIA_String_Contents,string)`, but I didn't have to.

I also pass the object I wanted to send the result to. I could have passed either slider, or the gauge object. I could have used the same hook function to change each object separately, but once the hook function had modified one slider object then that slider object notified the other objects itself, due to a network of notifications already set up.

After a simple example of using Amiga callback hooks and returnIDs, you are ready to start programming a fully fledged MUI program. Try to avoid returnIDs where possible, but if it's the only way you can understand programming in MUI, then go for it.

Eventually, you will learn to make your program more object oriented. Stay tuned for next month's tutorial on classes and subclasses.



MUI contains many jewels. Balancing objects are one of them. Balancing objects allows for resizing of groups and objects by the user. Run the MUI demo program called `Balancing` to test balancing objects.

NetBSD



AFCD22: In the Mag-/NetBSD

Chris Livermore explains simple script programming in the Shell in part four of our tutorial.

Over the course of these tutorials we've been gradually adding more applications to make the NetBSD environment more user friendly and more like that of other desktop operating systems.

However, no matter how hard we try, it's almost impossible to move away from using the Shell completely. This is especially true from a system administrator's point of view.

For those of you that want to make a career in computing but dread the thought of using Windows all day, Unix provides the perfect answer.

Those of you who have less ambitious plans and just want a Unix environment at home will still have to perform some administrative tasks from

Top combines the ps and vmstat commands into one easy to understand interface.

PID	USERNAME	PRI	NICE	SIZE	RES	STATE	TIME	WCPU	CPU	COMMAND
171	chrsl	2	0	2656K	2520K	sleep	0:38	21.182	21.092	Xamiga
182	chrsl	28	0	472K	968K	run	0:01	1.082	1.032	top
184	chrsl	2	0	296K	1528K	sleep	0:00	0.282	0.242	xcalc
188	chrsl	40	0	40K	528K	run	0:00	0.002	0.002	xud
178	chrsl	10	0	584K	960K	sleep	0:00	0.002	0.002	bash
64	root	18	0	232K	480K	sleep	0:00	0.002	0.002	cron
62	root	18	0	24K	184K	sleep	0:00	0.002	0.002	update
91	chrsl	10	0	576K	952K	sleep	0:00	0.002	0.002	bash
181	chrsl	10	0	576K	952K	sleep	0:00	0.002	0.002	bash
169	chrsl	10	0	104K	856K	sleep	0:00	0.002	0.002	xinit
164	chrsl	10	0	368K	272K	sleep	0:00	0.002	0.002	sh
170	chrsl	10	0	352K	256K	sleep	0:00	0.002	0.002	sh
1	root	10	0	272K	248K	sleep	0:00	0.002	0.002	init
180	chrsl	2	0	440K	1664K	sleep	0:01	0.002	0.002	xterm
176	chrsl	2	0	440K	1664K	sleep	0:01	0.002	0.002	xterm

time to time, which invariably means having to use the Shell.

NetBSD comes supplied with two Shells pre-installed, "sh", the basic Shell, and "csh", the c-Shell which most of you will be using. While csh is fine for day to day use, it is very difficult to write scripts in, a point we'll cover later.

On this month's CD we've provided three new Shells. tcsh is similar to the csh Shell but features tab completion. zsh (the Z Shell) and bash (the Borne Again SHell) have more in common with the korn Shell, and they both feature tab completion too.

Each of the Shells has its own strengths and weaknesses. c-Shell variants are easy to use for everyday tasks whereas korn Shell-style Shells tend to be suited to slightly more complex commands. Korn Shell programming is also useful to know

Contents

Chapter 1. Through the X Window

Chapter 2. 101 Applications

Chapter 3. A desktop for all seasons

Chapter 4. #! stick to the script

Chapter 5. Serving the Web

Chapter 6. Anyone for Java?

because some system files must be written in korn notation. tcsh and zsh are provided pre-compiled on the CD with installation scripts. Only the source code for bash is on this month's CD so you will have to compile it first. I'm going to be using bash for the rest of this article, although you can probably use zsh for most of the examples here.

As you are using the Shells, you may find certain aspects of them that you wish to change slightly. Each Shell has a configuration file which you can use to tailor your working environment to your needs. For bash and zsh users life is fairly simple because there is only one config file (see box out) to worry about. For csh and tcsh users, there are 3 files you will need to configure.

The first is the .login file. This is read every time you log into a machine.

commands when you logout then this is the place to put them. If this all sounds a bit confusing, don't worry as there are example configuration files on this month's coverdisk.

As I've said before, Unix is a very powerful operating system and most of this power can only be accessed through the Shell. The most common way of doing this is to write Shell scripts.

These are text files that contain a list of instructions that the Shell executes. The only difference between writing a script and typing the commands into the Shell itself is that you only need to type a script once.

The power of the Shells lies in the way commands can interact with each other. There are 2 main ways this occurs. The first, and most commonly used is a pipe (|). When two or more commands are separated by a pipe symbol the output of the first command is fed into the second command. For example, the command "ls -l | wc -l" will tell you how many files are in a directory as ls -l produces a directory listing with one file per line, and wc -l counts the number of lines in a file.

By combining them using a pipe, we can be used to count the number of lines in a directory listing, and thus the number of files.

The second way commands interact is for one command to execute another command as part of its arguments. For example "cd 'echo /'", which is a long winded way of changing to the root directory. In order to see exactly what we can achieve with the Shell we'll look at two example scripts. Both are simple Shell scripts that perform tasks that would be difficult to do otherwise.

For those of you that want to make a career in computing... Unix provides the perfect answer.

It is recommended that you define any Environment Variables here, as they are automatically passed to sub Shells and include any commands that you want to run every time you log in, such as checking for mail and news.

The next file is the .cshrc. This is read every time you start a Shell and should contain Shell variables like prompt and any aliases you might require. Finally there is a .logout file which is executed when you close a login Shell, so if you want to run any

Listing 1

```
#!/bin/sh

for f in *.txt
do
mv $f `echo $f | tr [A-Z] [a-z]`
done
```

The first script (listing 1) converts files from uppercase to lowercase, and uses pipes, nested commands and loops.

The first line in any Shell script tells NetBSD which Shell to use to interpret the script. This does not have to be the same as the Shell you are currently using. Lines 2, 3 and 5 form a for loop.

The Shell will scan the current directory for any files ending in .txt. For each file that it finds it will assign the value of the variable \$f to that file name and execute the contents of the loop, between the "do" and the "done". Line 4 forms the body of the loop and does the real work. If you look closely you will see that it is nothing more complicated than a simple mv command. The first argument of the mv command is \$f, which for each pass of the loop contains the name of a .txt file.

procs	memory	fre	page	re	pi	po	fr	sr	fo	so	co	ci	faults	cpu
1 0 0	33360	4848	2	1	1	1	0	1	0	0	0	0	280	223
0 0 0	33360	4848	2	1	1	1	0	1	0	0	0	0	270	211
0 0 0	31088	4848	2	1	1	1	0	1	0	0	0	0	270	144
0 0 0	31088	4848	2	1	1	1	0	1	0	0	0	0	272	180
0 0 0	31088	4848	2	1	1	1	0	1	0	0	0	0	276	202
0 0 0	31088	4848	2	1	1	1	0	1	0	0	0	0	273	153
0 0 0	28864	4848	2	1	1	1	0	1	0	0	0	0	265	101
0 0 0	26632	4848	2	1	1	1	0	1	0	0	0	0	276	207
0 0 0	26632	4848	2	1	1	1	0	1	0	0	0	0	262	123
0 0 0	28736	4720	85	11	1	1	0	1	0	2	0	0	276	197
0 0 0	26416	4720	2	1	1	1	0	1	0	0	0	0	268	307
0 0 0	26416	4720	2	1	1	1	0	1	0	0	0	0	268	369
1 1 0	31184	4552	77	8	1	1	0	1	0	2	0	0	278	154
0 1 0	33504	4368	75	11	10	1	0	1	0	0	54	0	520	775
1 0 0	33504	4368	2	1	1	1	0	1	0	69	0	0	610	741
1 0 0	33504	4368	2	1	1	1	0	1	0	65	0	0	590	858
0 1 0	33504	4368	3	2	1	1	0	1	0	74	0	0	612	744
0 2 0	35800	4296	11	1	1	1	0	1	0	74	0	0	577	239
0 1 0	38032	4296	3	1	1	1	0	1	0	67	0	0	600	523
0 2 0	38024	4288	95	11	1	1	0	1	0	74	0	0	619	746
0 2 0	38296	4056	104	20	11	1	0	1	0	69	0	0	596	431

The second argument is slightly more complicated. The commands enclosed by back quotes are executed each time around the for loop, and the result forms the second argument to the move command. To understand how these commands interact with each other, it is helpful to see each part of the script in action. The first argument to the mv command can be found by

Listing 2

```
#!/bin/sh

PATH=/bin:/usr/bin

df -k -F ufs | tail +2 | while read disk zz zz cap mount
do
if test `echo $cap | sed -e "s/%/ /g" -gt 97`
then
echo "$mount filesystem almost full"
fi
done
```

typing the following: for f in *.txt do echo \$f done, which will display all .txt files in the directory.

To see what the second argument to mv will be, use the following commands: for f in *.txt do echo \$f | tr [A-Z] [a-z] done which will convert all these filenames into lower case. By combining these scripts, we can convert file names from upper to lower case.

The second script, which produces an error message if any filesystem is more than 97% full is slightly more complicated, but it should be easy to figure out what is really going on if you examine each command separately.

One of the more complex NetBSD commands, sed (Stream Editor), is used in this script. It removes the % sign from the value for the disk capacity, so it's easier to compare with another number.

While the first script is designed to be run only occasionally when the need arises to convert files, the second script should be run on a more regular basis. It may be that you want to run it as part of your login script, but if your machine is always running you may not log in and out very often. To make sure that the script is run on a regular basis you should make use of NetBSD's scheduler "cron". This provides a mechanism for executing commands at specifically set times or intervals.

The cron information is stored in a file known as a crontab which can be manipulated with the crontab command. Be careful though, as simply typing crontab will destroy any existing entries. You should use crontab -l to list the content of the file and crontab -e to edit it. The crontab -e command uses

HOW TO SPEAK NETBSD

GUIDE TO PRONUNCIATION

CSHRC = KUSH ROOK

~ = TWIDDLE

#! = HASH

BANG ETC = ET SEA

USR = USER

the EDITOR environment variable to determine which editor to invoke, and will default to vi if this variable is not set.

While it is possible to create crontab entries for each individual user, administrative tasks like our disk space script would normally go in the root crontab. Each time cron executes a command it usually emails the output of that command to the user that ran it.

For commands running as root, it is usually more convenient to email the output to a normal user. In the case of our disk space checking script this would only require minor changes. The most elegant solution would be to change line 6 to read: echo "\$mount filesystem almost full" | mail chrisl.

To stop crontab mailing the output of this script to root add >/dev/null 2>&1 to the end of the command. This redirects the standard output and standard error produced by the script to /dev/null, NetBSD's trash can.

Another task many systems administrators perform regularly is monitoring which processes are running on the machine. This is usually to investigate a loss in performance. As a typical NetBSD system can have many users and also runs many programs in the background such as networking daemons it can be difficult to determine exactly what the processor is doing.

NetBSD comes complete with commands such as ps, which lists the processes running on a machine and vmstat which can give a running report on disk, memory and CPU usage.

To see which processes are taking up valuable CPU time, an external command such as "top" must be used. Top is included (pre-compiled) on this month's CD. It shows you the top processes, in terms of CPU utilisation, but is notorious for almost always appearing near the top of this list itself!

You will already have performed many of the other common administrative tasks, such as adding users and installing applications, as part of the NetBSD installation and previous tutorials, and you will find NetBSD has a large array of commands that you can use to create your own scripts.

If you want to learn more about scripting, Shells and Unix in general, a book such as *Unix Power Tools* by Jerry Peek, Tim O'Reilly and Mike Loukides, published by O'Reilly/Random House, will be indispensable.

GLOSSARY SH-

THE BOURNE SHELL (Named after Steve Bourne, it's creator).

The original Unix Shell. This Shell can be found on all Unix systems, so is perfect for writing scripts.

CSH - The c Shell, developed by Berkeley. It is very popular as an interactive Shell, but has a lot of hidden bugs, making it hard to program successfully.

KSH - The Korn Shell (named after David Korn, it's creator). Based upon sh, the Korn Shell is a standard part of system V Unix implementations.

BASH - The Bourne Again Shell, developed by the Free Software Foundation, bash is a non-standard Unix Shell similar to the Korn Shell.

ZSH - The z Shell is another non standard Shell similar to the Korn Shell.

SYSTEM V - One of the two main dialects of Unix, System V was developed by AT&T and has given rise to many other versions of Unix including Solaris. The other main Unix development stream is, of course...

BSD - Berkeley Software Distribution Unix, developed at the University of California, Berkeley. BSD has also given rise to many other flavours of Unix including Irix and Linux.

Beginners Guide

In the final part of this series, Robert Polding explains all about expansion.

In the final part of our Beginners Guide we will be looking at expansions. This is a very wide-ranging subject that covers everything from adding a disk drive to a 64-bit graphics card. The type of expansion you want will depend on which machine you have. Different Amigas can accept different types of expansions, the most expandable being the 'big-box' machines such as the A4000. If you have an A1200 or similar machine, fear not as there are solutions to the limited expansion space which you have available.

Back in the July '97 issue there was a feature on increasing expansion space through Tower systems, which involved moving the parts of the A1200 into a larger casing and adding slots for

“The day of the floppy is now numbered as the market has become flooded with (reasonably) low cost drives.”

expansion cards (the Zorro system).

Doing this means you can expand your computer in the same way a big-box owner can, by adding Zorro cards.

If you scan through the adverts in this issue you will see there are many cards available. Graphics cards are one of the most popular expansions, and possibly the most useful. They allow you to use screenmodes that would otherwise be unavailable, and an

The Workbench 'Showconfig' command gives some useful information on your hardware.

Contents

Chapter 1. An introduction to Workbench

Chapter 2. Sorting out the Workbench

Chapter 3. Files and directories

Chapter 4. Disks and hard disks

Chapter 5. CD-ROMs

Chapter 6. Printers

Chapter 7. An introduction to Shell

Chapter 8. Expansions


incredible number of colours (about 16 million). The screens that use the cards (especially the 64-bit cards) are also incredibly fast and can be used in a variety of applications and games. They can turn your Amiga into a true graphics workstation and eliminate the restrictions of colour and screen that make Workbench look so dated.

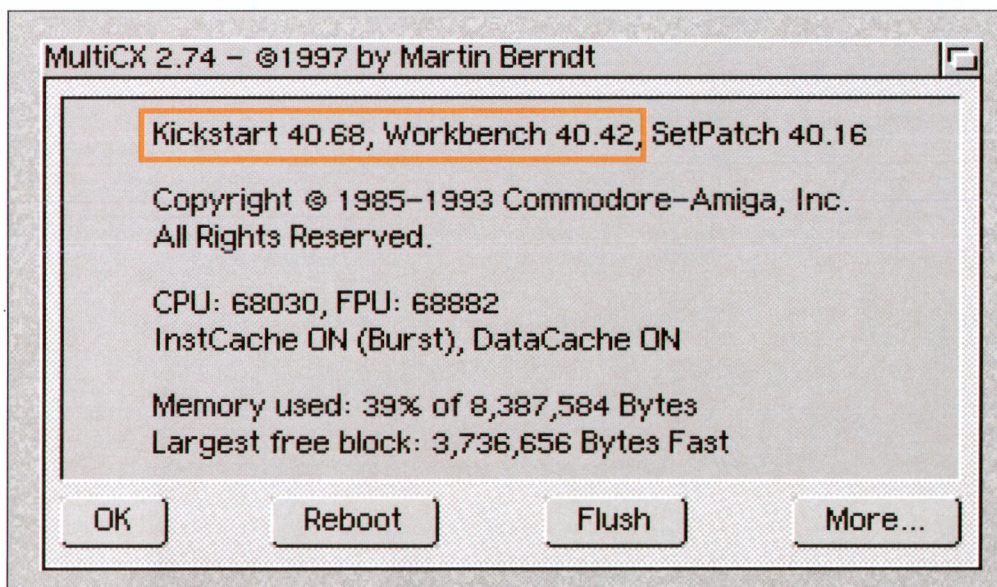
The screens are also fast enough to allow full-screen animation and MPEG films. These boards used to be out of the average user's price range, but now you can snap up the incredible Cybervision 64/3D for about £140.

There is a variety of other cards available, from serial expansions to accelerators. There are cards that add new controllers, such as IDE and SCSI ports, as well as sound cards and even networking hardware. These types of expansions are becoming more

popular, and more are becoming available, specifically ones that allow the Amiga to compete with the PC in areas never reached before. An example would be the new Golden Image networking board, Connexion. This was covered in *AF102* (news), and it allows the Amiga to be networked in the same way that PC networks are in schools, perhaps grabbing the Amiga a slice of the market. It allows small businesses to share resources too, accessing files from different machines for example.

Accelerators are becoming essential, as slower machines can't keep up with the level of advancement that software is reaching. To use an accelerator you don't need a big-box machine, although there are new PowerPC accelerators available that can run up to 200 MHz that do require a CPU slot. For about £350 you can use a





Many Shareware utilities can improve the look of Workbench and enhance the way it works.

68060 processor in an A1200. This would mean incredible increases in speed (about five times the speed of an A4000), and allow your Amiga to achieve its true potential.

Installing these types of accelerators is also very easy as they simply slot into the trapdoor expansion, and even give the ability to add up to 192 Mb memory!

Adding memory is another area that needs to be addressed. If you expect to get by with the standard 2 Mb then you're dreaming! Memory is now dirt cheap and by adding 6 or so Mb your Amiga will never moan again.

Software is becoming more reliant on systems with extra memory – Wordworth needs 4 Mb just to run now. If you want to go on-line with the Internet you'll need extra memory (and an accelerator is recommended).

If you've been using a version of Workbench below 3.0 then you'll be missing out on a large selection of software that is specifically designed for it. You also won't be able to take advantage of graphics cards and easy screenmode selection. The upgrade price now ranges from £30-50, but you may need to get a technician to install the chips and this will cost more.

Extra drives could give you masses of removable storage. The day of the floppy is now numbered as the market has become flooded with (reasonably) low cost drives.

The ZIP drive is a good example. For about £180 the unit allows you to use 100 Mb disks, and even comes with several disks. CD-R drives are now available for about £350 that allow you to create your own CDs, so you never need to

The costs are fairly minimal when you consider the benefits to your system and to the Amiga community...

A graphics card like the Picasso or Cybervision will make life much easier – and faster!

worry about disk space again.

Monitors are now a requirement for a PC as users wouldn't expect to use low-resolution screens. The Amiga, however, has for years been confined to low-resolutions due to the use of TVs and out-dated monitors. By investing in a Multi-sync monitor you can have


beautiful, high resolution screens, which are essential if you're considering a graphics card. Once you've seen 800x600 in 16 million colours without a headache-inducing flicker in sight, you'll never look back!

Expanding your computer should be a priority, as software developers can't realistically make modern software with a system designed several years ago. PC users expect to have to upgrade regularly to keep up with technology, yet many Amiga users think they don't need to. The costs are fairly minimal when you consider the benefits to your system and to the Amiga community as it attempts to compete with the continually developing hi-tech 90s. When you realise the technology you're using is at least 4 years old, you must see that there is a need to update.

The Amiga can compete with the PC and Mac, and through expanding you will see this. There are far too many expansions to go into detail on every one here but thanks to great price reductions recently there are now many that cater for a realistic budget.

You could wait for Gateway 2000 to produce new hardware, but there are no guarantees of how long this will take. The machines that are produced now are still supplied with the bare minimum, and many of the new machines are designed to cater for the expansions mentioned in this article.

Well, that's all for the Beginners Guide. I hope you found the series interesting and informative, and that it will in some way improve your computing. Long live the Amiga!



Beginners Assembler Coding



AFCD22:-In the Mag-/Assembler Part 2 of 680x0 coding as Paul Overaa brings you an assembler beginners special...

Typical assembly language programs mainly consist of statements which contain up to four fields – a label, an instruction, the data or address that the instruction uses, and a comment.

Labels are used to identify particular places in the program (i.e. they provide symbolic names which make the program more readable) while comments provide in-line program documentation. Here's some illustration code:

OPEN_DOS:

```
lea      dos_name a1      place library name in a1.
moveq    #0,d0            any version will do.
CALLSYS  OpenLibrary,_SysBase this is a macro.
move.l   d0,_DOSBase      store returned value.
beq      EXIT             exit if OpenLibrary()failed.
```

Most of the instructions in this fragment have already been explained. The first statement, for instance, loads


66 *Linker libraries are sets of pre-written system or utility routines which will be tagged onto the code...* **99**

register a1 with the start address of the DOS library name (stored as part of the program's static data).

The next instruction places a zero in register d0. This is an Amiga system convention – the OpenLibrary function requires the start of the library name (the address of its first byte) to be in register a1 and the version number to be in register d0. A zero value indicates that we are willing to use ANY version of the library that is available!

The third line, CALLSYS OpenLibrary, is NOT a 680x0

The shell-based example which you'll find on this month's AF coverdisk (below).



instruction – it is an assembler pseudo-command which identifies a group of real instructions known as a 'macro' which would be defined elsewhere.

Motorola-style macro definitions start with a label followed by the MACRO keyword and end with the ENDM keyword (lower case macro and endm are also accepted). The basic macro format takes this type of form: my_macro_name MACRO <main body of macro code> ENDM.

Parameters are specified using a backslash (\) followed by any alphanumeric character. You'll be able to see some example macro definitions in my coverdisk code.

All you really need to appreciate for the purposes of this tutorial is that the end result of including a statement such as CALLSYS OpenLibrary,SysBase, is that all the code defined in the CALLSYS macro gets automatically included in the program.

You'll also find a WRITEDOS macro used for displaying text to be generated via statements like this: WRITEDOS message,_stdout.

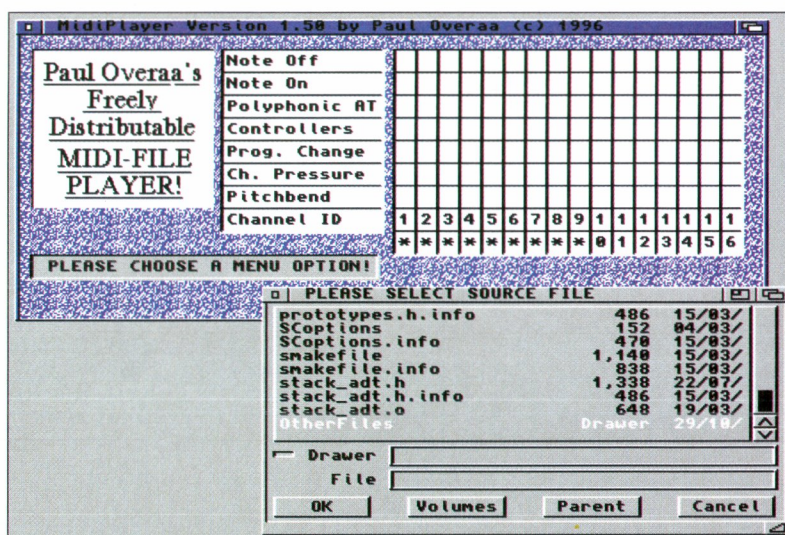
The main reason to use macros is that they allow the often messy details of function call use and so on to be hidden behind easy-to-read (and easy to use) statements. This allows 680x0 code

to be written at a higher level than was possible with previous (non-macro supporting) generations of assemblers!

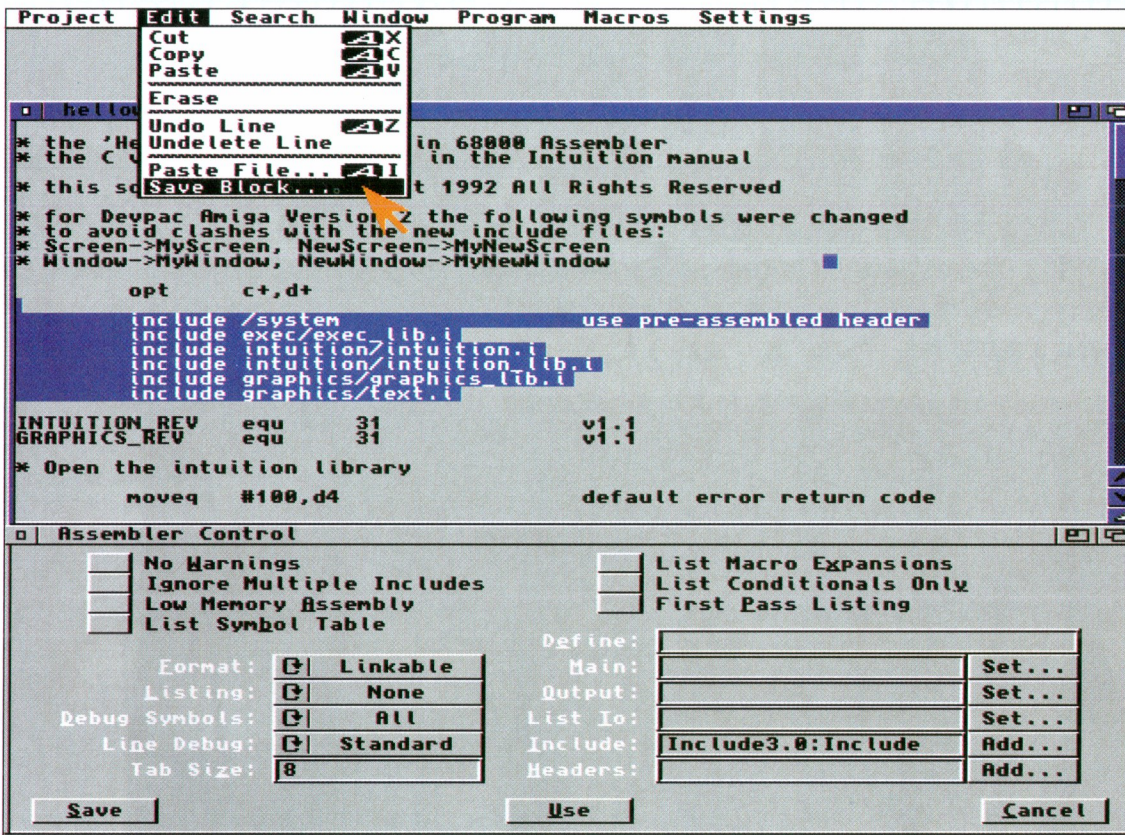
Returning to the fragment we were discussing initially, the OpenLibrary system call (like a great many Amiga library routines) may not succeed and so, when the program runs, one of two things may occur. Either the OpenLibrary call succeeds and register d0 ends up containing a valid 'base address' for the library, or the OpenLibrary call fails, in which case d0 ends up holding a zero failure indicator. The program must take account of both eventualities and this is what the example fragment I've been examining does, as the code stores (using a move.l instruction) the contents of d0 in a memory location which has been given the symbolic name _DOSBase.

As the data is moved, the zero flag is modified to reflect the value of the data item, and so a beq (Branch on Equal to zero) instruction is then used to decide whether or not the library was successfully opened.

The result of this branch-based jiggery-pokery is that whether the EXIT branch is taken or not depends on whether the library call was successful at the time the program runs.



Once you've got some assembler coding experience under your belt, you'll find a lot of graphics help in the Amiga's run-time libraries.



Try assembler coding yourself using the AF coverdisk files (above). After some practice, it's worth investing in a package like HiSoft's Devpac (right).

Get the idea? Good, because these types of detailed step-by-step operations are what assembly language programming is really all about!

CREATING A PROGRAM

Well, that's shown the sort of ball game that you enter with 680x0 coding, but how do you go about physically creating an assembly language program?

The first step is to use an editor program to prepare a source code file. This is an ASCII text file which contains the instructions that you've written and you'll be able to list and print the contents of such a file just as you would a letter or any other piece of stored text.

Most commercial assemblers come with their own editor programs but it is also possible to use an alternative editor or word-processor program. The only proviso with the latter option is that it must be possible to stop the word-processor from inserting additional control characters as these would probably cause the assembler program to come to a grinding halt as it tries unsuccessfully to interpret them. ED and MEMACS are two text editors which have been provided as part of the Amiga system software for some time, so all Amiga users will have access to at least these offerings.

Once a source file is available, the next step is to get the assembler program to convert it to the appropriate 680x0 instructions. Usually a standardised intermediate form known as an object code file is produced first.

This is not a runnable program because, although the object file will include the translated 680x0 instruction-related material, the actual code itself will not be in the right format to be loaded by AmigaDOS.

Most programs at this stage still contain references to unresolved (unknown) items, such as linker library routines or variables that have been specified as being present in other object code modules (such as a standard piece of 'start-up code' that is used to allow programs to run from the Workbench). A third stage, known as 'linking', fill in the gaps and so produces a runnable program file.

The best way to get to grips with all this mumbo-jumbo is to get hold of an assembler and run some examples...

Libraries on the Amiga cause a few headaches for the beginner, mainly because the term is used in a number of different ways. The run-time libraries that I've just been talking about are collections of routines that, by virtue of the Amiga's operating system, are available to all programs. They are accessed by placing the base address of the library in register a6 and then performing an indirect subroutine call using a displacement value called the Library Vector Offset or LVO.

The libraries I am talking about in the context of the linker discussion above are rather different.

Linker libraries are sets of pre-written system or utility routines which will be tagged on to the code you write during the linking stage. If you use a linker library function within your program, the linker, providing you correctly specify the name of the library which holds the routine, will automatically find and include the right piece of code in the finished program.

The best way to get to grips with all this mumbo-jumbo is to get hold of an assembler and linker and then assemble, link, and run some examples. And this is exactly what you'll be able to do, using Charlie Gibb's A68k assembler and the Blink linker, which are both on the AF coverdisk.

You'll also find a very simple example on the coverdisk that makes use of almost everything I've discussed. If you load the file test.s, A68k and Blink into your RAM disk, and then make RAM: the current directory using the command `cd ram:`, you should then be able to assemble and link the code by using just these two commands:

```
a68k test.s -otest.o
blink test.o to test.
```

The result? The assembled, runnable program (test) will be sitting in the RAM disk waiting for you to run it (by typing its name in the Shell window).

In reality, things rarely work this smoothly when coding at the 680x0 level. You may find that as the assembler attempts to translate your source file it reports any number of errors.

Whatever the cause (syntax errors, illegal instructions etc.), these faults will have to be corrected and this may mean that in the early days you'll frequently pass through the edit->assemble cycle before you succeed in creating a program that assembles successfully.

Even then, you may find that the linker reports additional errors (misspelling library routine names or not specifying the correct location of library files are commonly seen linker errors). Again, these errors must be found and eliminated before a runnable version of the program can be created.

It takes practice, and there's a lot more detail involved than there is with languages like Basic, but assembly language is powerful, addictive and, hopefully as you've now seen, not quite as complicated as you might previously have imagined!

TOTAL FILM

THIS MONTH: SEX, BUGS AND SATAN



STARSHIP TROOPERS

General Verhoeven wants YOU for off-world Bug-grinding duty..

PLUS!

DEVIL'S ADVOCATE

Lucifer - exclusive interview!
Actually, it's Al Pacino.
Happy now?


TITANIC

Bottomless wallet boy
James Cameron's \$300m
disaster movie disaster.

BOOGIE NIGHTS

Mark Wahlberg and Burt
Reynolds tell the tale of a
man with a tail for a cock.

NEW LOOK TOTAL FILM ON SALE 30 DECEMBER



MailBag

Send your letters to: Letters To The Editor

• **Amiga Format** • 30 Monmouth Street • Bath • Somerset BA1 2BW or email to: amformat@futurenet.co.uk – putting 'Mailbag' in the subject line.

GAMES AND GLOOM

I have a few questions I hope you'll be able to answer for me.

1. While looking through the drawers of *AFCD20*, I was looking at the web sites drawer (in the look-here-first drawer) and I found what I think is a game called *Gloom-Deluxe* in DMS form.

After unpacking to floppy I tried to run the game but after the settings requestor had gone the program crashed. Can you tell me how to get this game working on an A600?

2. Can you tell me where I can get a copy of *Gamer's Delight 1* CD and how much it costs? Also, is there any place where I can get a game called *No Second Prize* or can you tell me the name and telephone number of the software house that released it?

3. Would you be able to put the source code for *Alien Breed 2 3D* that was on *AFCD11* onto one of your other CDs? I didn't buy the CD issue of the magazine then, and now find that it has sold out. Which compiler would I need to compile it on an Amiga A600?

4. Do you know if there is a track editor for *Microprose Formula 1 Grand Prix* as some tracks are too slow and I would like to make my own tracks up? I would be grateful for a contact address or telephone number.

Keith Forrester
Walsall

1. The files you refer to, if you read the HTML pages that accompany them, are demo versions of *Gloom* and *Deluxe*. You will not be able to play them on a standard A600, as they require an '020 processor.

2. The *Gamer's Delight* CD came out ages ago, but you might find that *Weird Science* or *Epic* still have a copy available. Why not give them a ring?

3. Yes we can. It will be put into the reader requests drawer for you, probably on the next CD. It was written in C and compiled using SAS/C, so it will require adaption to work on other C compilers.

4. There is no circuit editor for FIGP I'm

MISCALCULATED

Wanting to do a quick calculation, I accessed the above program from my HD. The calculation proved difficult as I was unable to determine the function, by sight, of 4 keys. "Whoops, what gives here?" I thought. Having got *AFCD20* mounted, I accessed the calculator in there. Again, 4 blank keys! I then tried a CU Amiga CD with the same result! My interest was now well and truly aroused so I loaded my old WB 2.0 extras disk and opened the calculator there. Joy! It was all there!

If the Amiga mags are putting out CDs with the faulty device then it seems that nobody uses the thing anyway. But are the new Amiga owners aware of this problem? If not, I suppose the next update of Workbench could carry the same bug.

Let's hope it gets put right. I can imagine PC and Mac owners laughing themselves silly if they knew that our trusty Amiga (well, at least the Commodore versions) couldn't get a simple thing like the calculator display right.

I have included a picture of my WB screen with superimposed calculator windows for both versions to show the glitch.

D A Lucas
East Yorks

I don't quite know how to break it to you, but in fact there is nothing wrong with the calculator at all. It works perfectly. Well, it is in need of a serious update actually, but it does show up. I can't be sure from your screenshots, but it seems that you are using a different screen font on your Amiga.

The problem is most likely to be that whatever is selected for your Screen Font text doesn't have those specific characters available (as is sadly true for the font used by our CD, although the correct version of Futura B will be on *AFCD23*). The calculator utility won't allow you to select a specific font for its interface though. The only suggestions I have are:

1. Edit the font and create the special characters you are missing.
2. Draw the characters onto a piece of cling-film, then place it over your display so you won't get confused.
3. Use one of the many other calculator alternatives from Aminet, which are generally much better anyway.

afraid, though you can edit virtually everything else with Oliver Robert's excellent FIGPED, which was on *AFCD20*.

THE GAMES THEY PLAY

I was wondering if the games *Theme Hospital*, *Krush Kill* and *Destroy or Dune 3* were ever going to come out on the Amiga. I've played *Theme Hospital* on the PC and it looks much better than *Theme Park* and I'm sure it would be just as good a game for the Amiga.

I have seen advertisements and pictures of *KKD* and it almost looks better than *Dune 2*. I think if there was a

Dune 3 it would top the charts instantly and they could improve upon *Dune 2*.

David O'Hare

I'm sure the games you mention would be well received amongst the Amiga community. The only trouble is that the companies who produce those games have said they have no interest in the Amiga market anymore. The only chance that such games would be released is if an independent publisher, like clickBOOM, were to license conversions for the Amiga. Why don't you suggest it to them? Their web-site is at: www.clickboom.com

PIN MONEY

I have a small money saving tip for those people who use a Citizen ABC printer with a black ribbon. I purchase my ribbon cassettes from the local Tandy store, as they nearly always have them in stock, but I don't buy the ABC ribbon. I buy the 120D/180E/LSP100/Swift9 ribbon, which is basically the 9-pin ribbon. It seems to last just as well as the ABC ribbon but is a quid less, costing only £2.95.

All you have to do is snap off the small extra tabs that the 9-pin cassette has on the sides, and it's practically the same. I

can't see any real difference, anyway.

For those new to printing, there's the old tip of spraying the ribbon with WD-40 when it's starting to fade. I find it is much better to flop the ribbon out onto a newspaper and spread it out, spray it lightly, and then use the winder to wind it back into the cassette. Otherwise, spraying the ribbon while it is inside the cassette, and therefore folded up, will cause streaky printing – not very good if you're printing a letter to your bank manager about that overdraft for a new PPC card (might be

Continued overleaf →

← good if you want the overdraft for a new printer, though!).

I know it's old hat to most users, but I would have been grateful for such knowledge when I first got my printer as I use it regularly.

All the best, and I sincerely hope that the rumour I have heard about Gateway 2000 going bust isn't true.

John Dixon
Boston

Generally, the ribbons designed for 24-pin printers have a tighter mesh and are supposedly more durable (because they have to be, being bashed by so many pins). But if you find that it works and the ribbons don't wear out quicker, then well done.

As to using WD-40 on expired ribbons, while it certainly frees up the trapped ink it isn't to be recommended. One good reason for changing your ribbon often is that it reduces wear on the pins.

The printer head is one of the more expensive parts of your printer, and banging away on an old ribbon full of WD-40 isn't going to do it much good. I'm not saying that it doesn't work, or that your printer will stop working if you try it, but it certainly does shorten the life of the head. But readers are obviously free to try it if they wish, so thanks for bringing it up.

As for the rumour, Gateway are nowhere near to going bust.

AD ADDITION

Firstly, congratulations to everyone at Amiga Format on producing such a fine magazine and for maintaining such high standards over the last few years, which, as we all know, have been trying times for the Amiga. However, while browsing through the letters pages last month, I was surprised to read your comments regarding Gerald Mellor's suggestion for a television advert as this is exactly what we need!

I think it's high time the powers that be started making some noise about the Amiga and exactly what it's capable of. You asked how many of AF's readers actually bought their machine because of a TV advert. This is a fair

TOTAL CHARLIE

Thank you for reviewing my fourth *Charley Cat Quickie* in issue 104 in PD Select – I'm glad Dave Cusick was impressed. However, I'd like to reassure him on a couple of things. First, I actually test my cartoons before sending them off and had no trouble loading it, and second, you actually need 2.5Mb of RAM, not 2Mb, to run CCQ4 (which is in the documentation).

I would consider using programs other than *Moviesetter* for final productions if other programs were as easy, if not easier, to use, and were efficient on memory. On that basis I'm not surprised that *Moviesetter* featured very highly in your Top 100 serious products in issue 100!

In issue 104's Mailbag section, Raymond Mallard wondered if anyone knew how to get fast RAM back when booting from the cover CDs. Run NoFastMem from your Workbench partition on your hard disk and all that Fastram comes back. And, concerning your reply to that letter, if you don't boot directly from your cover CDs,

Moviesetter remains a great solution for file size problems.

loads of stuff doesn't work (well, it doesn't on my Zappo CD-ROM drive anyway).

Anthony Whitaker
Berkshire

I'll accept your corrections. I agree that *Moviesetter* certainly belongs in the top 100 (which is why I put it there). In these days of CD drives some people have forgotten what an elegant solution it was, and still is, where file size is a major concern.

The problem you have mentioned is not one we have had any correspondence on before, which is a little unusual I think, and possibly something to do with the Zappo. The fast RAM is certainly not lost when booting on a CD³², or from any of our office machines (A1200, A4000). Anyway, I'm glad you have found an effective solution to the problem.



question, but then how many of AF's readers are actually new Amiga owners?

I'd say it's a fair bet that most of us are die-hards who've stuck with the Amiga because we wanted to, and who bought our machines years ago during the height of the Amiga era.

Advertising wasn't as necessary back then as the Amiga was established as the most popular home computer in Europe and everybody wanted one.

Now of course, it's all PCs and Playstations, so if the Amiga is going to make any sort of come-back at all, it has to be promoted as a computer capable of competing with these machines.

Amiga International should be trying to target all those potential first-time computer buyers who think a home computer means a PC clone.

You're right, advertising on television is expensive, but surely a

multi-billion dollar company like Gateway should be well able to foot the bill. After all, it needn't be anything as ludicrous as the hysterical Windows '95 launch, just a well made ad showing the Amiga doing what it does best.

Since the Amiga is capable of producing such stunning visuals, surely harnessing the visual impact of television is the best way of promoting it as an alternative for those people thinking of buying a computer.

Hopefully Gateway will really push the Amiga and pay back all the users who've kept this amazing platform alive. Keep up the great work on AF.

James Whelan
Ireland

Should Gateway be spending millions on TV adverts for the Amiga this Christmas?



Thanks for your letter. I don't think we were saying that advertising per se is a waste of money, just that a full blown TV ad campaign might well be. This Christmas the Western world will be blitzed with quite literally hours of TV ads, from Sony, Nintendo and the various PC manufacturers and dealers. Even a huge amount of money is not going to make a dent in that.

Sabrina Online by Eric W. Schwartz ©1997



"Obviously Mr. Right's typing style"

A better return would probably be seen from targeted advertising and some cunning marketing. Irrespective of the fact that Gateway have piles of dosh, I don't think they want to spend it all on the Amiga.

ANTIPODEAN ANSWER

A couple of days ago the postie delivered my copy of the Christmas issue of *Amiga Format*. I know it is still November, but I don't really mind that.

There was a time when I was lucky to get the magazine 3 months after publication, but that was before I took out a subscription. I keep reading about people in this part of the world complaining about the time it takes for the mag to get to them, and I know exactly how they feel.

Even if everything goes according to plan with the freight arrangements and there are no waterfront strikes, the copy may not appear on the newsagent's stand because there is insufficient demand, or for some other local reason.

I can tell those people in "the land of the long white cloud", or Oz for that matter, that it makes economic sense to subscribe. The cost of *Amiga Format* in Australia is A\$16.95 for the CD version, and it arrives between 2 to 3 months after publication.

The cost to subscribe and have it delivered to your door 5 days after publication is just over A\$15.00 a copy.

GENERAL WHINE

The Amiga will survive, although as to its form we all wait in anticipation. The question is, will AF?

1. Presentation is great. Better graphics, better layout. But great graphics don't make a great game. And where's the description - main article and disk/CD feature-on the spine?
2. I gave up waiting for your review of the HP690C inkjet that is so popular with PC users, so I had to rely on the PC press and *Which?* magazine. I bought one and it's great, but shouldn't you be telling me that?
3. Now that games are becoming more hardware intensive, you must review them at the minimum recommended system requirements. Then, if necessary, modify the scores for the 'AF recommended minimum setup.' If this is what you do then tell us in the review. For example, was the *Nemac IV* review based on playing it on an '020 Amiga or an '030? Or even an '040? *Foundation* is going to be very hardware intensive, so give separate marks for playing it on an '020, '030, and graphics card Amigas.

Jon Day
Thirsk

1. I have to say I'm completely mystified by your first point. If you want to write in again explaining it to me then I might be able to answer. You think the magazine looks good, but that doesn't make it a good game. No - it's a magazine.
2. Hewlett Packard don't support the Amiga. They don't do Amiga drivers and it's rather difficult to persuade them to lend us a printer to review, when they don't actually want to sell it to Amiga users. We would find it difficult to recommend the roundup early in the new year though.
3. I don't really see the merit of giving different scores for various different types of machine. By your logic, some games would end up with six or more scores, or even more when PowerPC games are released. I mean, on an '040 with a graphics card it scores 60%, without the graphics card it gets 54%, but an '060 without a graphics card... you see what I mean. That isn't actually making things clearer, it's making them more complicated and it would take up half the review space. Instead, we give you information in the actual review and tell which the machine it was tested on, as we did with *Nemac IV*. In future, as you rightly predict, things are going to get more complicated with many different types of machine running the same game. In these cases I hope we will be able to better indicate how different hardware will affect the gameplay. I'm afraid you'll actually have to read the review rather than just looking at the number in the bottom right corner.

At the moment the exchange rate is very unfavourable to imports, down to A\$2.40 to the pound sterling, so it is actually around \$18.00 a copy. Even at that price it is well worth it to have a top rate Amiga magazine delivered, on time, to the door.

Paul England,
Australia

Thanks for your timely tip. Of course there are other benefits to subscribing, but I would have thought that getting it two months early would be a bit of a clincher for our readers down under. Never mind the gifts, financial savings, extra disk and now, a completely free piece of cardboard!

PLAY ON

You've asked for suggestions for new tutorials, and I seem to have had the least success with music modules (OK, I'm stupid, but I suspect there are plenty of us out there).

As a video enthusiast I would really like to master the art of the tracker, so as an experiment, using DOpus, I copied a few modules off catalogue and games discs, hopefully not infringing any copyright (another field you may care to enlighten us on).

Most, but not all, played in DOpus. Most would play, but not save, in *OctaMED*. When loaded in *Audiomaster*, most just produced a hiss. When loaded into *AGASSM*, some worked fine, some were not detected as a module but worked when set manually. *AGASSM* supported two types of module, but others totally refused to load at all!

I think most of us have heard of MIDI, but what about MED or ST-Modules? Just how many types are there, and can they be converted, like other files, from one another? How do you know which type is which, and how do you play them?

Well, there's my request, I hope you find it productive.


John Hudson
Derby

Firstly, I'm afraid it is a breach of copyright to "lift" soundtracks from games and other sources and then use them in your own work. You must contact the author and obtain their permission before you use their work as the soundtrack to your videos.

You haven't made it quite clear what type of tracks you have copied. The most common

Continued overleaf →

Sabrina Online by Eric W. Schwartz ©1997



http://www.coac.net/people/eric/sabrina.htm

"Gateway show then Gateway 2000 - Coincidence?"

MONKEY BUSINESS

You seem to dismiss older games as an irrelevance (Monkeying Around, Letters *AF104*) and say that the shelf life of a game is short. Well, the shelf life may be short but the game itself remains very playable forever.

Some years ago I purchased games like *Monkey Island*, *Dungeon Master*, *Eye of the Beholder* and *Cadaver*, which I enjoyed immensely and then put away once I had completed them. My oldest son, eleven, (stupid name for a kid, I know) has just resurrected these games and is now enjoying them just as I had done. Add to this the fact that I have two more children who will probably play them, and all of the people that have only just discovered the Amiga and the games scene, then the market could be huge.

I'm quite surprised that it has taken so long for a company to realise the potential of these games and to re-release some of them. I only hope that Guildhall can find more games like those I have mentioned above, and that they will not be lost completely.

My second point regards the shareware issue. Recently I have decided to register programs as I can now afford it, but the service so far has been appalling. I sent off for the registered version of *Deluxe Pacman* to Mr Vigdal in Norway and had to wait over five months for the disc to arrive.

More recently I sent off to SASG for the registered version of *Magic Workbench* and on the registration form it states that the wait for the discs can be up to eight weeks. I have yet to receive *Magic Workbench* and it looks like the wait will indeed be at least that long if not longer. How can this service be justified? If the service

were better I would be more inclined to register my shareware more quickly, as I wait for one program to come through before sending money to somewhere else.

Anyway, those are my opinions if you are interested. Keep up the good work.



The Secret of Monkey Island – a classic game, but you won't find it in the shops.

games are irrelevant. Of course they aren't. They are the standard by which we judge many games today and many of them have never been surpassed, including Monkey Island, SWOS and the like. What I actually said was that the shelf life of a game was short.

The overwhelming majority of sales are made within the first month of release. This means that software retailers stack their shelves with the "hot" games and try to get rid of the old ones as soon as possible. This doesn't just apply to Amiga games, as the shelf life is actually even shorter in the PC and console market.

The net result of this is that games only tend to be available for a limited period, unless they are worth bringing out on a budget label. What would be the point of having a warehouse full of stock that would take well over a year to sell?

I'm not saying this is a good thing, but it is the commercial reality of the games market.

**Neil Adams
Norfolk**

Of course we are interested in your opinions.

May I just say that I never said that old

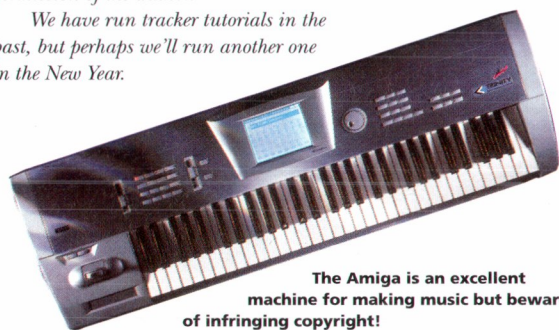
← form of music track found on the Amiga is the MOD, or module. This format loosely adheres to the standard set by an old piece of software called Soundtracker. In fact, MODs have been so popular that they have even escaped onto other machines like the PC and the Mac.

Some tracker software packages, such as OctaMED, have extended this format to include the facility for more tracks and various other additions.

These MODs will not be playable through older software. The most versatile MOD players, as opposed to MOD editors, is probably Hippoplayer, which is available on AFCD22.

Some sound files that you've taken may not be in a common format, specifically to stop people from using them without the permission of the author.

We have run tracker tutorials in the past, but perhaps we'll run another one in the New Year.



The Amiga is an excellent machine for making music but beware of infringing copyright!

AT LAST, A CONVERT...

About two months ago I bought an Amiga 600 (non-HD version) and loved it so much that I have upgraded it with a 40MB hard drive, CD-ROM and even a VIPER630 (4MB version). As you can imagine, I have spent a lot of money on it (around \$750 so far, or £340).

I am so pleased with it that I don't feel the need to upgrade to an A1200, especially when they cost \$1250 (£550) just for the computer alone, as the price I mentioned above included the cost of my A600! Anyway, all the games I've seen for the A1200 so far either look boring (to me) or I can get in some form or another for my 686.

The reason I got my Amiga was out of spite from having three Amiga emulators on my 686, none of which worked properly. I got the workbench screen on one, and that was about it.

Right up until the day before, I didn't even like Amigas. Now I love them! I'm thankful the A600 was there too. I was just looking for an A500, but when I saw the A600 for only \$20 more I decided to get that instead and I made the right choice!

I think the CDs are great and the 'On this month's CD' logos in the various sections of the magazine make it even easier

to see what's on the CD, and where.

A couple of suggestions – you always include demos but they're all A1200 only. How about some A500 & A600 compatible demos on the CD for us non-A1200 owners? Just one or two a month would do, and I wouldn't mind if they're not exactly new.

Also, how about some games for use with the 8-bit computer (ie. non-Sega/Nintendo) emulators? With C64 and Spectrum CDs out, and the games freely distributable on the net (so copyright wouldn't be a problem), how about putting some on the CD for those of us who don't have net access?

Anyway, I would like to ask a couple questions. First of all, OS 3.1. I have been thinking about upgrading to 3.1 but I haven't for two reasons:

1. I can't see a need for it (yet).
2. Possible compatibility problems.

I got my Amiga mainly for the games (*Super Skidmarks* is the best and *Cannon Fodder* wipes the floor with the IBM version), but I have been worried about compatibility problems since I got my VIPER card. Some games, mainly older ones, refuse to load when they were fine before. I don't want any more games that I already own to suffer from these problems.

I have heard of a program you load that emulates the Kickstart 1.3 ROM, making the computer think it has a 1.3 installed until you turn off, and therefore making all the old incompatible games work. Do you know of this program and where I could get it from? (I don't have Internet access.)

If I do decide to upgrade to OS 3.1 (I hope it has an IDE controller for my hard drive and CD-ROM), where can I get it from and how much will it cost?

Do you know of a way to slow down the computer without removing the accelerator as I have some games that run too fast, since they run off the processor speed and not their own? Is there a program to temporarily slow the computer down?

Finally, just a comment about Sabrina Online. Excellent! I have never seen such a great or funny comic strip ever. I hope it continues forever (or a long time at least). It's great.

**Adam Wade
Ridleyton, Australia**

Hurrah! At last, a convert in the other direction. I hope you can now see why there are so many fervent Amiga supporters.

We do include any A500/A600 software that becomes available and many of the games you'll find in the Screenplay drawer of the CD will work on your Amiga.

We can't distribute old games for the C64 or Spectrum because of copyright restrictions. You may well find them on the Internet, but that still doesn't mean they are strictly legal.



AMIGA REPAIRS

FIXED PRICE ONLY £38.99 Inc. (A500/+, A600 and CD32 only)

- * Price includes PARTS, LABOUR & VAT
- * 90 Day Parts and Labour Warranty
- * 24 Hour turn-around on most repairs
- * Includes FULL DIAGNOSTIC, SERVICE & SOAK
- * Upgrades fitted free with repair
- * If drive/keyboards needs replacing add £10.00 (add £6.00 for return carriage)

Established
16
Years

AMIGA A1200 Repairs only £48.99 Fully inclusive

♦♦♦♦♦ Repairs while-you-wait add £10.00 ♦♦♦♦♦

COMPONENT SPARES

We are the largest distributor and retailer of Amiga spares in the UK, with an inventory of some **150,000+** parts. Large quantity discounts and catalogue available to trade.

LOW PRICE

SPECIAL OFFERS

WE CAN
SUPPLY & STOCK
EVERY AMIGA
SPARE

A500 Internal Drive	£28.99	A500/600/1200 PSU	£25.99
A600/1200 Int Drive	£28.99	A1200 Keyboard	£34.00
KickStart 2.05	£19.90	A600 Keyboard	£19.00
Super-Buster IC	£15.00	A500 M/Board v6	£58.00
A520 Modulator Xchg	£18.00	CD-32 PSU	£25.00
8520 CIA	£12.00	CD-32 CDROM Drive	£35.00


CHIPS KEYBOARDS CASES PSUs DRIVES PCBs

AMIGA PC KEYBOARD ADAPTOR (All Amigas) £25.00 PC Keyboard £16.00

DART Computer Services
105 London Road
LEICESTER
LE2 0PF

SALES
(0116) 2470059
FAX (0116) 2558643

Postage & Packing add £3.00



DART
Computer Services

Official Government & Educational orders welcome



Tel: 01543 250377



or send cheques to:

Owl Associates Ltd

Dept 561, Owl House, 5 The Brambles, Lichfield, Staffs WS14 9SE

Normal UK Delivery \$2.00, Next Day \$7.50

All Prices INCLUDE VAT (@17½%) E & O E

Printer Ribbons

BLACK	1off	2+	5+	10+
Amstrad DMP2000/3000	2.80	2.65	2.45	2.25
Amstrad PCW8256/LQ3500	2.85	2.70	2.50	2.30
Citizen 120D/LSP10/Swift 24/9	2.85	2.70	2.50	2.30
Epson LQ100	4.10	3.95	3.75	3.55
Epson FX/MX/RX80/FX/LX800	2.90	2.75	2.55	2.35
Panasonic KXP1123/1124/1140	3.46	3.31	3.11	2.91
Panasonic KXP1080/1180/90	2.89	2.74	2.54	2.34
Panasonic KXP2123/2124/2180	4.95	4.80	4.60	4.40
Star LC10/20/100	2.29	2.14	1.94	1.84
Star LC200	3.00	2.85	2.65	2.45
Star LC24 - 10/20/200	2.86	2.71	2.51	2.31

COLOUR

Citizen 224, 240, Swift 24/9	11.95	11.80	11.60	11.20
Panasonic KXP2123/2124/2180	10.63	10.48	10.28	9.88
Star LC10/20/100	6.00	5.85	5.65	5.25
Star LC200	9.78	9.63	9.43	9.03
Star LC24 - 10/20/200	9.63	9.48	9.28	8.88

This is just a small selection of our Ribbons
- Ring for those not listed

Ring us and WE WILL BEAT
all other Ribbon prices

Laser Toners

HP Laserjet II/III	40.00 each
HP Laserjet IIP/III	45.00 each
HP Laserjet 4L, 4LM	50.00 each
HP Laserjet 4, 4M	71.00 each
Panasonic KXP-4410/4430	26.00 each
Panasonic KXP-4400/5400	17.00 each

Ring for
Toners
not listed

Miscellaneous Items

100 3 1/2" Disk Labels	1.99	Mouse House	2.99
1000 3 1/2" Disk Labels	8.99	Glass Screen Filter 17"	29.99
1000 White Tractor Feed	14"/15"		16.99
3 1/2" Disk Labels	10.99	Python 5 Joystick	10.99
3 1/2" Disk Cleaning Kit	2.99	Warrior 5 Joystick	10.99
Parallel Printer Cable	3.99	Super Warrior Joystick	15.99
Mouse Mat	2.99	Skymaster Joystick	29.99

Dust Covers - Ring for prices

Branded CD-R

All supplied with cases	1-9	10-19	20-49	50-99	100+
	2.70 each	2.55 each	2.45 each	2.30 each	2.15 each

Disk & CD Boxes

3 1/2" 100 Capacity Box	5.99
3 1/2" 10 Capacity Box	1.50
2 Capacity CD Cases	0.75

3 1/2" Disks

DD	HD	HD	HD
10 disks \$5	\$6	\$8	
25 disks \$10	\$11		
50 disks \$16	\$18	\$24	
100 disks \$29	\$33	\$46	

All disks Certified
100% ERROR FREE
& include FREE Labels

Inkjet, Bubblejet Cartridges

	1off	2+
Apple Stylewriter	16.30	16.10
Canon BJ 10, 10ex, 10ex, 20	16.30	16.10
Canon BJ 30, 70 Bk (Pk 3) BCI-10BK	10.00	9.80
Canon BJC 70 Bk (Pk 3) BCI-11BK	10.00	9.80
Canon BJC 70 Col (Pk 2) BCI-11C	11.00	10.80
Canon BJ 200/10/30/40 Black	16.30	16.10
Canon BJC 210/40 Colour	24.30	24.10
Canon BJ 300/30	7.00	6.80
Canon BJC 600/10/20 Bk, Cy, Mag or Yel	3.00	2.90
Canon BJC 4000/100/200 Large Black	27.00	26.80
Canon BJC 4000/100/200 Hd-Bk-Col	41.00	39.80
Canon BJC 4000/100/200 Small Black	7.00	6.80
Canon BJC 4000/100/200 Small Colour	11.00	10.80
Commodore MPS1270	10.80	10.60
Commodore IP3300 Bk Head + Refill	39.00	38.80
Commodore IP3300 Bk Clip-In Refill	15.00	14.80
Commodore IP3300 Colour	33.00	32.80
Epson Stylus 400, 800, 800+, 1000 Black	7.00	6.80
Epson Stylus Colour, Pro XL Black	10.00	9.80
Epson Stylus Colour, Pro XL Colour	14.00	13.80
Epson Stylus 820, Colour II/IS Black	11.00	10.80
Epson Stylus 820, Colour II/IS Colour	14.00	13.80
Epson Stylus Colour 200 Black	11.00	10.80
Epson Stylus Colour 200 Colour	14.00	13.80
Epson Stylus Colour 400, 600 Black	10.00	9.80
Epson Stylus Colour 400, 600 Colour	22.00	21.80
Epson Stylus Colour 500 Black	10.00	9.80
Epson Stylus Colour 500 Colour	14.00	13.80
HP Deskjet 400, 500/10/20/40/50/60 Black	21.00	20.80
HP Deskjet 400, 500/40/50/60 Tri-Colour	22.50	22.30
HP Deskjet Portable, 310/20/40 (High Cap.)	19.50	19.30
HP Deskjet 600/60/90/93/94 Black	23.00	22.80
HP Deskjet 600/60/90/93/94 Tri-Colour	24.00	23.80
HP Deskjet 600/60/90/93/94 Photo Tri-Colour	31.80	31.60
HP Deskjet 820/50/55/70 Black	24.00	23.80
HP Deskjet 820/50/55/70 Tri-Colour	25.50	25.30
HP Thinkjet/Quickjet	10.80	10.60
Star S348	16.30	16.10

We also stock other cartridges & refill kits
suitable for most inkjet / bubblejet printers.
Ring for details & prices for those not listed

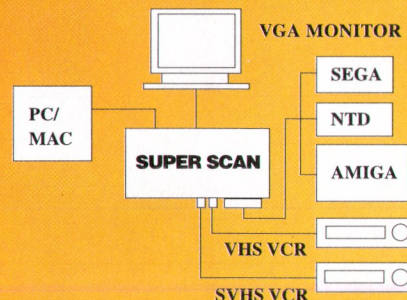

Inkjet/Bubblejet Refill Kits

Apple Stylewriter	8.50 for 2 x 20ml Refills
Canon BJ 10/10ex/20/200/230	8.50 for 2 x 20ml Refills
Epson Stylus 400/800/1000	8.50 for 2 x 20ml Refills
Epson Stylus Colour Black	8.00 for 2 x 12ml Refills
Epson Stylus Colour Colour	10.50 for 9ml of each Col
HP Deskjet 500 Series Black	11.00 for 2 x 40ml Refills
HP Deskjet 500 Series Tri-Col	12.00 for 12ml of each Col
Star S348	8.50 for 2 x 20ml Refills

- ★ Do you want to display your AMIGA/video on a VGA monitor?
- ★ Do you want to get a flicker-free display from video and AMIGA in PAL/NTSC mode?


Super Scan™

- External AMIGA/RGB/CVBS (Video)/SVHS (Y/C)/PC to VGA double scan converter.
- For all AMIGA users and PC users using a VGA monitor display AMIGA, PC, VCR, TV programmes and TV games.
- Special design suitable for AMIGA 500, 600, 1200, 2000, 3000, 4000 computers. Connects to the AMIGA 23pin RGB port.
- Adapts all the inputs to standard 31.5KHz VGA signal. Gives better and clearer display on your small-pitch, high resolution VGA monitor.
- Supports switchable AMIGA (RGB), SVHS (Y/C), CVBS (Video), PC input.
- Specially designed flicker-free daughterboard - optional. When this board is installed it will eliminate the flicker phenomenon from all AMIGA 15k modes.




Video Magician™

- Internal Amiga to VGA double scan rate converter for AMIGA 2000, 3000, 4000 computers.
- Double scans all AMIGA 15k video signals into VGA 31.5k signals. No AMIGA specification monitor needed.
- Supports all AMIGA display modes and FLICKER FREE with your AMIGA in 15K mode.
- 24bit full colour resolution.
- With RGB encoded signal in CVBS, SVHS (Y/C) output.
- 100% plug and play, no jumper or switch to be adjusted. Automatically detects the NTSC/PAL system and all modes of AMIGA display for output in VGA, CVBS, SVHS.
- Strong expansion ability: a. Video decoder daughterboard - optional; b. SVHS (Y/C) Genlock daughterboard - optional.
- Flicker switch equipped - if you want to have a look at the original flicker image of the AMIGA (Normally records the AMIGA video signal into VCR so you can see the quality of display on the VGA monitor as a preview), the flicker switch is very useful!



BC-1208MA™

- 8Mb true zero wait state ram card for AMIGA A1200.
- With clock and TWO FPU SOCKETS: PGA and PLCC.
- Uses the standard 72pin Simm module: 1Mb, 2Mb, 4Mb or 8Mb.
- Battery backed up RTC included.
- Fully compatible with PCMCIA card, and specially designed re-location of memory into CO-D7 to get more memory when using the 8Mb SIMM.
- Very good performance (2.33 times than the A1200, tested by Sysinfo V3.22)
- Memlink™ software included.



Other services: 1. PCB production; Low price, best quality, speedy delivery

2. 150 pin 1.27mm connector (A1200) available

3. Other components, OEM/ODM production

Bio-Con Taiwan Corp.
1st Floor, No.2, Alley 8,
Lane 223, Sec 4,
Cheng-Kung Road, Nei-Hu,
Taipei, Taiwan, R.O.C.

Tel: +886-2-7902761 or 7927590

Fax: +886-2-7902730

E-Mail: biocon@ms1.hinet.net

See us at www.biocon.com.tw

All brand names and trade-marks are the property of their respective owners.

The Gallery



AFCD22:-ReaderStuff-/Gallery-

Spacecraft, dragons and a disturbingly accurate picture of the AF team in this month's Gallery.


Between Two Evils by John Bankier

Excellent bit of caricature work and I'm particularly pleased that it's me in the middle...



Mars-Earth and Nebel by Steve Etherington



Two nice-looking pics from Steve here. One is a fairly straightforward composition using a *VistaPro* foreground and a lovely picture of Earth from space as a background, but Nebel really shows off the power of *Personal Paint*.





BizEye by Scott Brimley

More composition work courtesy of Personal Paint here. Scott's taken his favourite fractal output and cunningly woven it in with an Egyptian-esque eye.



Klingon Retreat by Craig Thorburn

Craig's taken our advice to heart this time and his ship fills the foreground. We like the texture used for the planet - it makes it look more like meringue!



RayTRACED Test, ©1997 Andy Kinsella
Rendered By IMAGINE 4.0
Light FX added with PHOTOGENICS 1.2

Airfield by Andy Kinsella

Andy's obviously working his way up to giving us a full animation of this scene. You'll find other test renders of the airfield on the CD.

A Dragon called Draven by Douglas Bayley

Douglas gives us another of his highly coloured and completely gorgeous surrealistic images.

Home by Hannu Mikkola

The pastel colours and the detail in this picture are what make it so nice. Let's see this house in your animations Hannu, instead of the rather ordinary platonic shapes!



Readers

Out with the old and in with the new they say at New Year, and where better to get yourself a bargain than here in **AF**?

Ads

Out with the old and in with the new they say at New Year, and where better to get yourself a bargain than here in **AF**?

● **Accelerator board**, Commodore C2630, 1030 with FPU and 4Mb fitted. Goes into CPU slot of any big box Amigas. £110 o.n.o. ☐ Maurice 01491 534144

● **A500 Workbench, DPaint**, many games, demos, etc. Joystick, mat and mouse, connectors for TV. All boxed with manuals. £130 (inc. p&p) or best offer. D. Newbery, 19 Neales Close, Harbury, Leamington Spa, Warwick, CV33 9JQ.

● **A1200**, joystick, WB3, word processor, graphics package, games and utilities, £160. Also A500 motherboard £25. A500/A500+ hand scanner for A1200 with OCR £40. All include postage. ☎ 01633 859208.

● **Amiga 1200 CD Q Drive Quad**

Speed. Cost £249, accept £120. External floppy disk drive £10. Colour stereo monitor £80. ☎ Steve on 01704 500335 after 6pm.

● **For sale or swap, unused IDE PC**
internal CD-ROM, 12 speed, £100 ono,
or swap for Amiga SCSI CD-ROM with
cables. ☎ S. Bray 0116 2993140.

● **Real 3D Version 3.** £150 Datel
Genius Graphics Tablet £30. *Vistapro*
Version 3, Makepath, Terraformer £20.
All boxed with manuals. ☎ Trevor,
01842 764038.

● **Magnum 33 MHz accelerator 8Mb**
£80 (new), 14.4k Fax/Modem £40 ono + postage. ☎ J. Scott 01900 63568.

● **Amiga Format mags**, issues 32 to 66. Some disks on request. Also does anyone know where I can get the *Final Writer Lite* coverdisk from? ☞ The Goughs 01970 617390.

● **Amiga 1200**, 127Mb hard drive, speakers, mouse, a few games, no monitor. £150. ☎ John 01709 586837 after 6.30 pm.

● **A1200 Videomaster** with
Colourmaster Video Digitizer with S/W
Grass black & white video and full
screen colour stills, boxed as new – £80
or nearest cash offer. Contact Adrian on
adrian@thenet.co.uk

● **A1200 boxed with games, utilities**
and manuals. Excellent condition,
bargain at £120. ☎ 01933 400295.

● **A1200**, Blizzard 1230/111 50MHZ accelerator with 50MMZ 68882 FPU and 4Mb RAM. Also included Microvitec 1438 Monitor, 240Mb hard drive and good software collection. £500. ☎ Jon 0976 235475.

- **A500/500+ accelerator board** with memory software, collection of games,

Tools Disks, HD internal 3.5" disk drive conversion, 5.25" drives conversion. Will work on Amiga. Many software product tools and ideas. £180. ☎ 0121 6018330.

● **A1200 8Mb RAM** with clock £40 ono. GVP A530 Turbo, comprises 40MHZ 030, 80Mb HD, 4Mb RAM, SCSI interface. £200 ono. Full documentation, etc. Loads of software installed. ☎ 01279 869749.

● **Colour printer, Citizen Swift 200.** 24-pin dot matrix with software, £65 ono. Apollo 1220 accelerator with 4Mb and FPU, £65. *Wordworth 2* and *Civilization AGA*, £5 each. ☎ Stuart 0181 9305753, or 0181 9300532.

● **A4000, 030, 6Mb RAM**, 120Mb HD, 8x CD-ROM, additional disk drive, 1084S monitor, Star LC24-10 printer, loads of games, CDs, etc. All manuals. £600.
☎ Russell 0181 6414953 (evening).

BUY AND SELL HARDWARE & SOFTWARE... FOR FREE

*The editor reserves the right to refuse or amend ads.
We accept no responsibility for typographical errors or losses
arising from the use of this service.
Trade ads, including PD advertising will not be accepted.*

Name:

Address: (Not for publication)

Postcode

Telephone: Date:

Please tick to show required heading

☐ For Sale ☐ Wanted ☐ Personal ☐ User Groups

Return to:

**Reader Ads • Amiga Format • 30 Monmouth Street
Bath • BA1 2BW**

Unfortunately we cannot guarantee insertion in a particular issue.

I have read and understood the conditions for the inclusion of my ad

Signature:

Use one space for each word. Only the words in this section will be printed

[illegible]

● **Sequencer program, Quartet** (boxed), £20, MIDI Box and software (boxed), £20. A500+ with expander and all connectors, £50, or all for £80. ☎ Patrick 0171 938 8729 (daytime), 0181 6893258 (evening).

● **31 original boxed Amiga games**, £3 to £7.50, or £125 the lot. 1.5m parallel printer cable (new), £5. 50cm 3-connector 50-pin SCSI cable (ribbon), £5. ☎ 01709 814296.

● **1300 MG Metro 1984**, swap for an A1200 with hard drive, etc. Must have some games. ☎ 01709 851768 Rotherham or 01709 830213.

● **Surfer Fax Data Voice Modem** 33.6 KBPS. Unwanted prize, new. Never used. Sell or swap anything, 040 upgrade with FPU MMU preferred. ☎ Les 01744 733984. Also wanted A500 Amiga add-ons, CD Drive, hard drive interface, etc.

● **Brilliance 2, Final Writer 4**, Imagine 3, HiSoft Basic 2, VistaPro 3, Mini-office, Termite, Acid Attack, Cannon Fodder 2, AB3D, Worms, UFO, Sensible Soccer, Jet Strike. All cheap. ☎ Andy 01455 202853. Leave message.

● **Mitsubishi Multisync Monitor**. Will display all screen modes, £150. Minigen Genlock £25. Canon BJ-200 Bubble Jet Printer, SHQ mode, manual, lead, Amiga printer driver software, £100. ☎ Pete on 01705 877390.

● **A1200, 6Mb RAM**, GVP A1230+, GVP A1291 SCSI Drive, 500 Mb HD, Commodore 1942 monitor, additional floppy drive, Canon B510 Printer. £400. ☎ Worcester 01905 357448.

● **Dual speed CD-ROM**, external, fits PCMCIA slot, with manual, installation software and power pack, etc, £70. ☎ Alexi 0161 3049471.

● **A1200, 10Mb 420HD**, 8512 Zorro II, 2 disk drives, Phillips 8833II monitor, hand scanner, AGA switchable FPU, thousands of disks, plus DPaint and Adorage videos. £650 ono. ☎ Tony 01244 836147 (after 6.30pm).

● **A1200, 2Mb**, 120Mb HD, 8x SCSI CD-ROM, PSU, Squirrel, Star LC10 printer, around 300 games on CD and disk, WB 3.0, magazines, books, manuals. VGC. Buyer collects. £400 ono. ☎ Scott 01785 815278.

● **Amiga A2000**, 24Mb RAM, full 68030, SCSI-2 Interface, 404Mb Hard drive, CD-ROM, Piccolo SD64 24-bit graphics card, 15" Multisync, 1085S Pal twin monitor system, Workbench 3.1, £550 ono. ☎ Rob 01787 374286.

● **2 Speed CD-ROM with Squirrel**, 2nd disk drive (DFI), Assassins 3, Wordsworth 6, F1. 1-100, Learning Curve, Aminet Set 3, Aminet 14, Epic Interactive Encyclopedia 1997, Big Red Adventure. No sensible offer refused. ☎ 01934 626751 after 7pm.

● **Alfapower Unit** with full WB 2.1 plus HD installation disks, boxed with instructions, suits A500 or A500+, £45. Also A500 2Mb games, w/processors, K/Start 2.05, £40, or together, £75. ☎ Bill 01762 344641.

● **Testament £10**, Dungeon Master II £8, Super Streetfighter 2 £10, Chaos Engine 2 £10, Reach for the Skies, £7, Cannon Fodder 2 £10, A1200 4Mb RAM board, no FPU £25. ☎ R. Edwards 01383 736399.

● **Action Replay Mk III**, lots of original games. Offers. SAE for list to: C Reynolds, 7B Scotchwell View, Haverford West, Dyfed, SA61 2RA.

● **Due to upgrade, Apollo 1230** Accelerator with 8Mb Simm £90. Portable CD-ROM drive with case, headphones, boxed with 2 CDs. Both vgc, £90. ☎ Dave 01491 574706 (between 3pm - 5pm).

● **CD³² Games £5 each**, Super Skidmarks, Jetstrike, Nick Faldo Golf, Project X, Gloom, Roadkill, Prey, Arcade Pool, PGA European, Labyrinth, Star Crusader, Gunship 2000, Jungle Strike, £50 the lot. ☎ Mick 01268 761429.

● **Games, all Boxed, £5 each**. Scrabble, A10 Tank Killer, Virtual Karting, Ryder Cup Golf, PGA European, Fears, F1 World Champ Edition, £25 the lot. ☎ Mick 01268 761429.

● **SCSI interface** for Blizzard 50MHz with 4Mb RAM, £60. A1200 RAM board £40. ☎ Bob 01305 822347 (evenings). Email bobford@avnet.co.uk

● **Art Effect 2.0 £60**, Studio Professional II £25, Brilliance 2.0 £20. All boxed originals with manuals. ☎ Mick or Sharon 01268 761429 Wickford, Essex.

● **A1200 with 28MHz 68030**, 16Mb fast, 80 + 120Mb IDE hard disk, 16 speed IDE CD-ROM, Phillips 8833 monitor, Vidi12 digitiser, AF from issue 23, AS from issue 1, many games and CDs. £500 ono. ☎ Darron Edwards 01189 620848.

● **A500+ and A600**, £120 each. Extra disk drive and colour printer also available. SWOS, Theme Park, PGA European Tour and others, £5 to £10. ☎ Dave 01380 729882, evenings.

● **1220 4Mb RAM board £40**. ☎ Jim 0181 4733376.

● **A1200 6Mb RAM**, 170Mb hard drive, 200W power supply and software £300. Blizzard 50MHz 030 16Mb RAM £100. ☎ D Mayberry Halifax 361366.

User Groups

● **Clonmel Amiga users**. Is there anyone in the Clonmel area interested in starting an Amiga User Group? If so, contact James ☎ 052 24613.

● **Amiga contacts wanted** to form User Group in Colchester. If you are interested ☎ Patrick on 01206 212864 (evenings/weekends only).

● **XCAD users** interested in forming a User Group and maybe XCAD Journal. Also want copies of any XCAD manuals, magazine reviews or original adverts. ☎ Tony 01662 250320 after 6pm.

Personal

● **Anyone with Amos programme** knowledge or help. Also anyone interested in being Amiga contacts, please write to Friends of Amiga, 102A King Street, Alfreton, Derbyshire, England, DE55 7DD.

● **PD contacts wanted**. No pirates please. Send list and letter to: Andrew Jackson, 7 Nut Tree Close, East Huntspill, Nr. Highbridge, Somerset TA9 3PN.

● **A500, A600, A1200 contacts** wanted to swap original games with. Must be prompt and reliable. For details ☎ Clive 01227 781266 after 6pm.

Wanted

● **Wanted Elvira 1 & 2**. Also Waxworks. Willing to swap games or buy if the price is right. ☎ 0181 3115733 after 6pm and ask for Julian.

● **Elvira II Disk Four Missing!** Also my copy of *The Patrician's Map* missing! (Original!) If you have them, maybe I have what you need. Many originals including *W. Beamish SSF2T*. ☎ Tony 0181 8788215.

● **I need Rainbow Island**, *New Zealand Story* and *Workbench 1.3*. Can anyone help? ☎ Bev 01280 847196.

● **A600 Lost Woody's World**. Will pay if sent to address, or phone. Desperate. Contact Jim McCabe, 242 St

Kilda Crescent, Kirkcaldy, Fife, KY2 6DS. ☎ 01592 206207.

● **Z88 Cambridge Laptop Computer** (and software if possible) for connection to Amiga. ☎ Dave on 01933 681576 at any time.

● **3D construction kit 1 or 2**. PLEASE! Has somebody out there got them? I am willing to pay £15 for either. ☎ Jonathan on 01702 303189.

● **Sounds Terrific Vol. 1 & Multimedia Toolkit Vol. 2** wanted. Also any manga CD (pictures only, no anims!) Please email at hibisch@hotmail.com. Manga CD can be home-made from various downloadings.

● **TV Paint with manual wanted**. Any Version except for "Junior". ☎ Martha 0181 3256152. Email BOTH2NOTTWO.DEMON.CO.UK

● **Has anyone got Rorke's Drift** for sale? Good price paid. Have been after this game for years. ☎ Les 01744 733984 anytime.

● **Frontier, Elite 2** for A1200. ☎ Brett 01704 870486.

● **I am looking for Simcity 2000 and Space Crusade**. Any offer considered. Contact G. Todd, 18 Reedloch Drive, Barassie, Troon, Ayrshire, KA10 6UU.

● **Tower of Souls**, copy which was updated to run on hard drive and not lock up when some rooms are entered. ☎ P Tyler 01246 417679.

● **Any good astronomy programs**, must be virus free. Any programs on clipart tutorial pro, spreadsheet print program or anything on disk. Will pay good price. ☎ J Sharp 01495 763998.

● **Defender of the Crown** for A500 or A500+. Mr John Evans, 62 Cedar Close, Overdale, Telford, Shropshire, TF3 53P.

● **Contacts for swapping tips**, games, ideas. A1200 owners in Poland especially welcome. Contact Mike Gray, 13 Alfred Street, The Hoe, Plymouth, Devon, PL1 2RP.

● **Amiga CD³² games**: *Alien Breed Tower Assault*, *Syndicate*, *Jungle Strike*, *Cannon Fodder*, *ATR*, *Alien Breed 3D*. Good price paid. ☎ David Lowe 01316 213490.

● **Original games for A600**, cash offered. Send lists to 79 Whitley Road, Eastbourne, East Sussex, BN22 8LT.

● **ATR on disk** for A1200. ☎ Jon 01634 372730 after 5pm.

Cover disk

AMIGA FORMAT



A new year, a new CD – **AFCD22**. This month's *Amiga Format* CD is better than ever. Only **Ben Vost** can explain why...

It may well be the year of Amiga co-operation, what with all those licenses flying to and fro at Amiga Inc., but here on the *Amiga Format* CD 1998 is also going to be the year of the exclusive demo.

On your behalf we're always trying to get demos of up and coming products, whether they be games or serious bits of software, and this month we have two great ones for you.

First up is a completely exclusive demo of a little game called *Foundation* which you may have heard of. It's similar to the one that's floating around Aminet at the moment but, unlike the Aminet demo, Paul Burkey has put features in our version, like snow, that won't be found anywhere else!

The demo comes in several different flavours that will cater for most tastes and machine abilities, from AGA Small, intended for Amiga owners with limited RAM and processor power, right up to CGFX Large for graphics card owners with stonking machines.

Although the demo will run from CD, it would probably run better if you copied the drawer from your copy of *AFCD22* and put it on your hard drive as

You won't see these snowbound levels anywhere but on *AFCD22*!

Exclusive!



Foundation likes to write to your drive.

Our next top quality demo is for those of you with a fairly well kitted out Amiga. If you're currently cutting CDs with *MasterISO* or *MakeCD* then this advance copy of *HappyCD*, otherwise known as *MasterISO v2*, should come as a very pleasant surprise. Instead of the

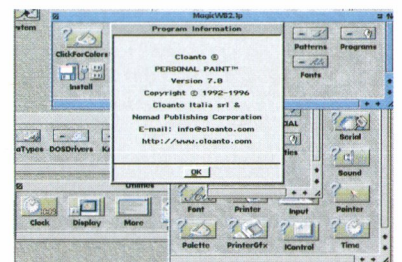
rank of buttons and menu options that *MakeCD* and the original *MasterISO* present you with, *MasterISO 2* can write a CD with only a couple of button presses. You can even write on the fly without creating an ISO image first!

But it would be a pretty poor show if all we had on the CD were just these two cracking demos. Fortunately, we've got heaps of other stuff for you to get your teeth into.

PPAINT 7 UPDATE

AFCD22-Seriously_Amiga-Commercial/PPaint7_Update

If you're one of those people that got *PPaint 7* as part of your fantastic



Stop using that frumpy old version of *PPaint* and upgrade your machine with the very latest update.

Wondering why YOUR work isn't on the CD?

If you've sent in a heap of floppy disks to us in the expectant hope that your work will be represented on our excellent CDs (and so you can stand a chance of winning our £50 reader prize), and you've been disappointed to note that your work hasn't yet appeared, there may well be a simple reason for it.

Read the submissions advice!!! It's on the CD every month. In several places. Including in Ben Speaks!, our website browser and in the ReaderStuff drawer. If you are sending in MODs, MEDs or any other kind of music modules – STOP! We can't put them on the CD. If you are sending in work for the gallery, include an *AF_Readme*. Without it your work won't go on the CD. If you are sending in a collection of icons, your latest utility or just a text file explaining how the A1200's floppy drive works, include an *AF_Readme*. Without it your work won't go on the CD. If you send anything to us to go on the CD, include an *AF_Readme* file. Without it your work won't go on the CD.

So. Got it? Without an *AF_Readme*, your work won't go on the CD. Copyright infringing things won't go on the CD, so no Simpsons sample collections, no MODs of any description (even if they are just chip tunes), and no scanned pictures of Gillian Anderson. That's all. There are no more rules. Just follow these and your work will go on the CD. Again I say, if you need more information, consult the very friendly and informative Submissions Advice file in three places on the CD and maybe we won't have to throw away more than half of the submissions we receive.

ReaderStuff

Our readers have been ever so busy again this month, and yet again I've had a very hard time trying to decide which one should be the lucky recipient of the £50 prize we like to give away. Hmmmm, which one? Which one?

GUI4CLI

AFCD22:-ReaderStuff-/D. Keletsekis

OK, I'll put you out of your misery. The winner this month just had to be Dimitris Keletsekis for his excellent *Gui4Cli* program that allows the user to create a nice friendly front end for any of their Shell programs. Even more impressive, this is Dimitris' first attempt at programming a programming language so he should be doubly congratulated.

But, as usual, Dimitris' contribution doesn't exist in a void - we have more than 100Mb of other reader contributions for you to trawl through. Here are just some of the highlights:

CHILLION AND OTHERS

AFCD22:-ReaderStuff-/Søren Nielsen

Søren decided to send us a whole bunch of stuff, but the office favourite has to be his old Amos game *Chillion*. It's a *Breakout* with a difference kind of game and, unusually for most of the Amos titles we get here, it seems to work fine. I only wish you could quit it back to Workbench.

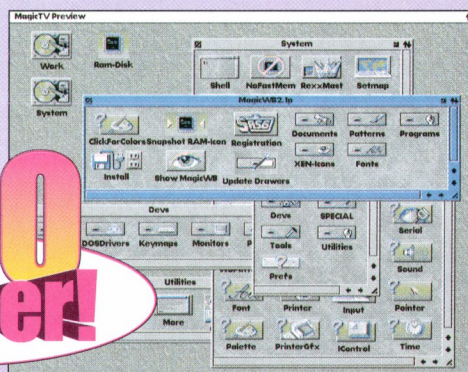
MAGICTV

AFCD22:-ReaderStuff-/Neil Crawforth

Neil's fed up of flickery HiRes Interlaced screens so he's come up with a way to make your monitor a lot easier on your eyes.

If you're still using a TV or 1084, then you should give it a go and then send him your thanks for not needing quite so many aspirins while you're using your machine.

£50 Winner!

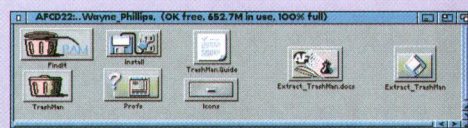


Ahhh, that's better. No more eyestrain with Neil Crawforth's *MagicTV Workbench*.

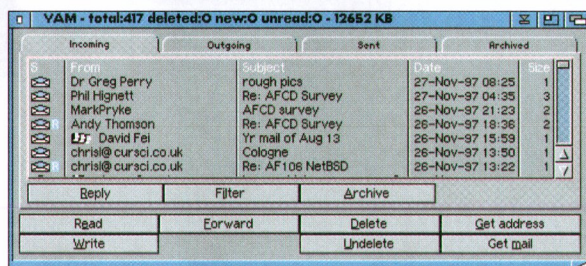
TRASHMAN AND FINDIT

AFCD22:-ReaderStuff-/Wayne Phillips

Wayne's given us a system-wide trashcan and a useful file finder which are designed to be run together. He's really thought about how to get the most from this kind of deletion tool and even offers the opportunity to use Select All in a window, drag all the files over and then choose which ones you don't want to delete - much easier than having to hunt out the files you want to get rid of among 50 or 60 icons. Do register with Wayne for this cool tool because, as he says, he doesn't have a regular income. You see, Wayne is only thirteen years old...



You'll find Wayne's *TrashMan* in the ReaderStuff drawer. Keep up the good work Wayne!



subscription offer and you haven't yet upgraded to *PPaint 7.1* with its many enhanced features, then you've just lost your last chance to pay for it.

Cloanto can't be bothered to wait for you to send them your money, so they've decided that you may as well have the update for free.

On our CD this month you'll find the *PPaint 7* update which will boost your program up to the latest version.

Then you may want to trawl through all of our previous CDs in order to find all of the other libs and so on that have been updated since *PPaint* version 7.1 was released.

YAM can be vastly improved if you use the ARexx scripts we have on this month's CD.

NEW YAM SCRIPTS

AFCD22:-Seriously_Amiga-/Shareware/Comms/Other/YAMscripts

Kai Nikulainen is a name well-known to people who use YAM by Marcel Beck. He's probably created more ARexx scripts than anyone, to do more things and to extend YAM's flexibility.

You'll find a whole bunch of his scripts in this drawer. There are tools to make your email anonymous, fix odd quote marks, add taglines and search folders, among others.

To make them work all you need to do is follow the instructions in YAM.

MOZILLA PATCH

AFCD22:-Seriously_Amiga-/Shareware/Comms/WWW/ib.mozz_patch

Fed up with getting turned away from websites because you are not using *NetScape 2* or higher when you know that *iBrowse* can handle a site?

This patch allows you to pretend that your vastly superior *iBrowse* is actually the rather lowly Netscape.

At your fingertips

As always, there's a host of interesting stuff on our CD that we just don't have more room for:

LET'S GET VISUAL

AFCD22:-Seriously_Amiga-/Shareware/Workbench/VisualPrefs

Do you like the fact that MUI allows you to choose the look of all your MUI programs? But don't you hate the fact that while all your MUI programs look gorgeous, all your standard GadTools programs look drab by comparison? *VisualPrefs* is here to sort that for you. It gives you ultimate control over all the visual aspects of Workbench, from the way scrollbars and buttons look to the appearance of the gadgets in the corners of your windows.

HUNGRY, HUNGRY HIPPOS!

AFCD22:-Seriously_Amiga-/Shareware/Sound/HippoPlayer

The Amiga's premier tune player is back in a brand new version.

HippoPlayer is widely recognised as the best tracker player in existence and this new release has the following great new features:

- * HippoPlayer now works properly with Picasso96 and MCP
- * Proper random playback of modules
- * THX 2.10 support
- * Module name conversion
- * AHI support.

CD SUPPORT AT NO COST

AFCD22:-Seriously_Amiga-/Shareware/CD-ROM/AmiCDF52

The Amiga's best shareware CD-ROM filing system has recently had an update. *AmiCDF5* is the one we recommend to anyone with a SCSI CD-ROM drive, especially for use with our CDs. It's quick and should be even quicker for '060 owners, now that it has been optimised and recompiled for that processor.

BLITZ TCP EXTENSION

AFCD22:-Seriously_Amiga-/Shareware/Programming/Blitz/TCP-Extension

Ever wanted to code your own web browser, just like John Kennedy? Well these extensions will let you use it online as well as off by adding common TCP/IP calls to your arsenal of useful libraries for Blitz. Now, where's that copy of *NetScape* again?

E'S ARE GOOD

AFCD22:-Seriously_Amiga-/Shareware/Programming/E/E_v3.3a

The programming language E has a great number of followers on the Amiga. Programmed for a laugh by the rather difficult to pronounce Wouter van Oortmerssen, it's a great programming language specifically designed for the Amiga.

Continued →

At your fingertips

ON THE OTHER HAND...

AFCD22:-Seriously_Amiga-/Shareware/Programming/Other/NRCOB OL1b

If you fancy taking a step back in programming time then why not give this implementation of COBOL a try? According to the author, COBOL programmers are seriously sought after right now because no-one uses the language. That is, apart from the many huge companies and financial institutions that have all of their software written in it.

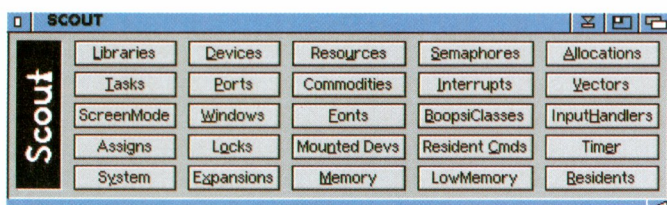
NEW DATATYPES

AFCD22:-Seriously_Amiga-/Shareware/Workbench/DataTypes- Check out the new PNG, JPEG and other datatypes that we have for you this month on the CD. There is even a CDXL one, so you should be able to play any CDXL animations back through MultiView.

AHI

AFCD22:-Seriously_Amiga-/Shareware/Sound/AHI
AFCD22:-Seriously_Amiga-/Shareware/Programming/Other/AHI
AHI is to retargetable sound what Picasso96 is to retargetable graphics. It's a standard extension to the Amiga's capabilities that means you can easily add a 16-bit soundcard to your machine and expect it to work with AHI-supporting programs.

Although these aren't as widespread as tools which are happy with RTG, the number is growing exponentially and most new games, including *Myst* and *Genetic Species*, require you to have it installed. The two different drawers on the CD are for the user version and the developer version. This is so the avid programmers among you can propagate new AHI programs to add to the swell of AHI-supporting tools.



DISCLAIMER

This AFCD has been thoroughly scanned and tested at all stages of production. We recommend that you always run a virus checker on ANY software before running it. Future Publishing Limited cannot accept any responsibility for disruption, damage and/or loss to your data or your computer system which may occur while using this disc, the programs or the data on it. Ensure that you have up-to-date backups of data contained on your hard drives before running any new software. If you do not accept these conditions, do not use this disc.

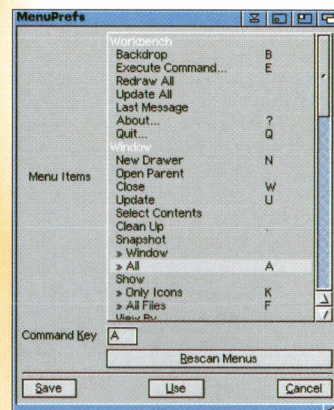
SPOTLIGHT ON A HANDY TOOL!

REKEYIT

There are times when everyone just knows that if they ran the world they would do things differently, especially in the Amiga community. *ReKeyIt* gives you that very opportunity, albeit in a rather small way.

The point of *ReKeyIt* is to give you the ability to change the keyboard shortcuts used for Workbench menus. So, for example, if you really want to be able to snapshot all the icons in a window, and the window itself, you might want to assign Right Amiga A to that function, rather than select all.


Its prefs program works with either a GadTools or MUI interface depending on your personal preference, and it works extremely well. Why not try it?



ReKeyIt's preferences can be MUI-based if you like, GadTools if you don't.

SEPARATE YOUR PICTURES

AFCD22:-Seriously_Amiga-/Shareware/Graphics/WYSIWYG



WYSIWYG gives you the ability to ensure that your pictures come out exactly as intended on your printer.

Probably more control over their Amiga than anyone will ever need with *Scout*.

If you're really into DTP on your Amiga then you might like to use a professional printer to output your pages. You may even have one of these new colour inkjet printers that give fantastic output, but you'll always be slightly

disappointed with the results if you are printing an RGB image with CMYK inks.

WYSIWYG is a small program that allows you to create CMYK images from your RGB ones to ensure that they are as close as possible to ideal for outputting to your colour printer (or for using a lino machine, like we do at *Amiga Format*.) *WYSIWYG* gives you a preview of how your image will appear on the page and also lets you specify things like gamma, UCR and GCR.

You'll need the Rainbow System (which is on this CD, just to the right of the *WYSIWYG* drawer) to get it to work.

does have a lot of control over its tasks, resources, libraries and more that the user doesn't normally get to see.

Scout allows you to remove crashed programs, close their windows and screen and free up the memory that they've used. Hidden away behind that initial window are as many as 49 more that give you ultimate control over your machine. In essence *Scout* is similar in concept to the aging ARTM, but it does the whole thing much more stylishly using MUI windows.

READER WARRANT

Every reader submission to the AFCD must have a reader warrant attached to the accompanying AF_Readme file. You can type it in off this page or take it from the various locations it is stored in on the CD (Look here_1st!, ReaderStuff etc). A last reminder: this text must be in your AF_ReadMe, or your submission won't go on the CD - it's Future policy.

In respect of all material which forms my reader contribution to Future Publishing's Amiga Format I hereby warrant that:-

- (1) the material is original and does not infringe any other material or rights;
- (2) the material does not contain any material which is defamatory, obscene or indecent and is exempt from classification under the Video Recordings Act 1984;
- (3) that there are no legal claims against the material provided;
- (4) that I have full power and authority to provide this material to Future Publishing.

SCOUT

AFCD22:-Seriously_Amiga-/Shareware/Misc/Scout

If you're the kind of control freak that likes to know exactly what your Amiga is up to, then *Scout* is probably going to be your dream tool. The idea is that the Amiga

DISC NOT WORKING?

If your AFCD is defective, please return it to the address below. Please make sure that you have followed our installation procedures correctly to ensure that there is no physical problem. Please send us the AFCD along with a description of the fault (not forgetting your name and address). A new working version should be returned to you within 28 days. The return address for faulty discs is:

CD Systems • VDC House
House Way • Wembley
Middlesex • HA9 0EH

Your AFCD should only need replacing if the

CD itself cannot be read. If, instead, you are experiencing problems with an individual demo or application, phone our technical support line. This is open between the hours of 2pm and 5pm every Tuesday.

Tel: 01225 442244
Fax: 01225 732341
email: amformat@futurenet.co.uk
("Coverdisc" in the subject line).

Please note that the helpline staff provide assistance with technical problems directly related to the CD and cannot provide training on the software or hardware in general.

It's



**Special subscription offer
to Mountain Biking UK**

- 3 issues for £5.90
- That's 3 issues for the price of 2
- Each issue delivered free to your home

Title (Mr/Mrs/Miss/Ms)Initials

Surname

Address

.....Postcode.....

Daytime telephone

I would like to pay by

☐ Cheque (payable to Future Publishing) ☐ Visa ☐ Access

Card number

Expiry date

Date

Signature

Offer ends Dec 97. Valid in the UK only. Return to:
MBUK subscriptions, Freeport (BS4900) Somerton,
Somerset TA11 6BR.


OFFER HOTLINE:- 01225 822511

MBUKAFHA

Now on sale £2.95

Games disk

AMIGA FORMAT



David Taylor is buzzing with excitement about this new Animé shoot-em-up with some of the best quality gameplay we've seen for many a moon.

AmiBee The Kidnapping Of Lady Akiko

Lady Akiko has been kidnapped and you're winging your way to her rescue, which involves shooting all manner of enemies who get in your way. *AmiBee* is a classic shoot-em-up that uses the Japanese Animé style of drawing for its graphics. The game can be played directly from the coverdisk, loaded from Workbench or copied to the hard drive and run from there.



Lady Akiko, who's been kidnapped as part of some dastardly plan, no doubt. And guess what? It's up to you to save her...



Bees, bells, baskets and bad guys in the best blaster for the Amiga we've seen for ages. Brilliant.

When the game loads you use your joystick to control the AmiBee. For the first few seconds of the level, or of a new life, you will be protected by a shield.

Use this time to get yourself into a decent position because you may find that a wave of enemies is bearing down on the place where you were re-incarnated. As you lose any power-ups you have collected when you die, you will be reasonably clumsy and slow and the enemies will be too fast for you to

shoot down – so get out of there, fast!

The enemies attack in waves and you get a bonus if you manage to shoot down an entire wave. At the start of the game you will be quite slow with low firepower. Because of this, it is better not to use auto-fire as you don't have the ability to blanket the screen with bullets. Try to time your shots so they are accurate instead.

To begin with, you are equipped with three special FireBeams. These are huge fireballs that are activated by holding down the fire button and letting the bar at the bottom left hand side of the screen build up.

It doesn't have to be built all the way up to activate a FireBeam, but the higher up it goes the more powerful the beam will be. Releasing a beam of any strength deducts one from your arsenal so be careful. It can be easy to release one by mistake, so if you want to release a normal shot make sure you only tap the fire button.

GROUND ATTACK

Some enemy bases will fire at you from the ground. You cannot shoot these with your bullets but you can bomb them. To throw a bomb, press the space bar (or second joystick fire button) and AmiBee will lob a bomb. These fly forwards as they drop so you need a little practice to get used to aiming them properly.

When you destroy a base you may be rewarded with an item to collect. Fly



The first bee-based shoot-em-up from Peru you'll have ever played – guaranteed.

over the item to collect it and you will score bonus points. It is more important to destroy the buildings to stop them firing on you than it is for the points.

It is easy to get hemmed in by flying enemies and shots from everywhere which, although they float along slowly, do home in on you. If you're not careful you may find yourself stuck and then shot down by a base you could have destroyed, which is very frustrating!



As well as the enemies in the air, you can shoot some of the clouds that float down the screen. Some of them will release bells that fall down. These first appear as gold bells and if you collect one you will get bonus points. The more gold bells you have collected the higher the bonus you will get for each one. However, these bells can be much more valuable than the points they award.

If you shoot a bell it will be pushed back up the screen and so it will be available for longer. After a number of shots the colour of the bell will change at random. Different colours produce different results. You can continue to shoot bells after they have changed colour in order to change them again.

Blue bells speed up the response of AmiBee so it can fly quicker. This is probably the one that you want to collect most urgently at the beginning, because your sluggishness is your greatest weakness and you can easily become trapped.

Green bells progressively improve the firepower of your guns and then swap you onto the next weapon and so on. Red bells supply you with an extra FireBeam. These are very useful as you don't get many FireBeams and they can get you out of many a tight spot.

The black bells are to be avoided at all costs. Shoot them again to change their colour. These bells damage AmiBee. The first time the bee is hit, it will lose its arms (and ability to throw bombs). The next time you will lose a life. If you do lose your arms, a flying ambulance will appear on the screen and you can fly in to be healed.

WING AND A PRAYER

Occasionally you will see a winged basket flying in the sky. This is where another use of the bells comes in. Don't



(Above). The impressive FireBeam weapon in action – very useful for getting you out of tricky situations!

shoot bells continuously but learn to knock them around the screen with well timed shots and you will be able to land them into these baskets. Knocking bells into baskets scores you extra points, but if you collect ten bells of any colour in the baskets you'll get an extra life too. As you'd expect, there is also an end of level guardian for you to deal with.

You'll soon find that AmiBee is an addictive game with a lot more thought behind the gameplay than shoot-em-ups normally have. The secret to success is to learn to use the guns, bombs and FireBeams appropriately. Good luck!

This game is Shareware, and if you like this first level you can register the game with the author in order to play the other levels. The registration fee is US \$10, which is about £7 – rather good value really. This is the first Peruvian Shareware game release, so to show your support and to get your hands on the rest of the game, send your contribution to: Lobsang Alvtas Szaler, Jr Caracas 2363, Lima 11 – Lima, Peru. There is a European contact: Gabriela Szaler, Via Goghi 132, #5020 – Candi, Rovigo, Italy.

However, you are warned that it may take longer if you use the European contact. The author can be e-mailed at mrbyte@chavin.rcp.net.pe.

SPECIAL NOTES

If you wish to install the game on your hard drive, copy the disk's entire contents into a directory on your drive. The game can be loaded from Workbench but as it plays better with more fast RAM free (if you have any), you may find it better to load the game from floppy – by booting the coverdisk you don't have the Workbench overhead loaded.

Note that when loading the game it stops at a screen and lets you choose your screen mode. Use PAL.

For more details on the game, read the documents from Workbench. In order to fit this game onto a floppy disk we had to archive the Spanish documents that come with the game. The English ones can be opened directly from the disk, but in order to read the Spanish ones you need to unpack them. There is a script with an icon that will un-pack them for you to RAM: although it needs you to have Lha installed in your path somewhere (Lha is not supplied on this disk).

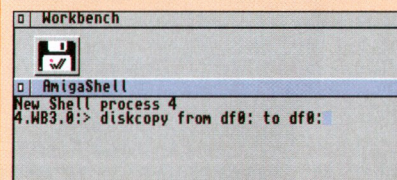
To un-pack them, simply double-click on the Unpack icon on the Coverdisk. Then open the RAM disk and read the documents from there.

BACKING UP YOUR COVERDISK

Copying your Coverdisk is really very simple. Just follow the stages below...

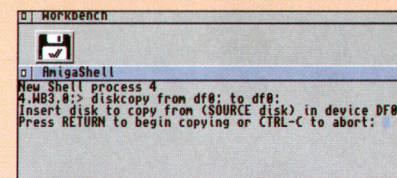


1 Boot up with your Workbench disk and find the Shell icon, in your system drawer. Double-click on this to go into the Shell.

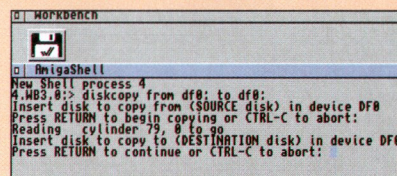


2 Type in the following line (with a zero, not the letter O), taking care to put the spaces in the correct places:

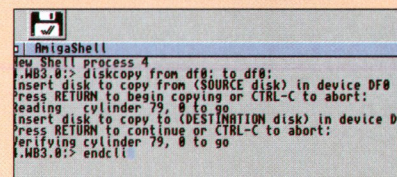
DISKCOPY FROM DF0: TO DF0:



3 When asked for the Source disk, insert your write-protected Coverdisk and press Return. All of the info on this disk will then be copied from the disk into memory.



4 Once your Amiga has read the info, it will ask for the Destination disk. Insert it and press Return. All information on this disk will be destroyed.



5 On an unexpanded machine, the Amiga may ask for the source disk again, because it copies in chunks. Finally, type endcli to close down the Shell.


DISK NOT WORKING?

We take every care to test the Coverdisk software, but Future Publishing cannot accept any responsibility for any damage occurring during its use. If your disk is faulty, send it back, with 2x26p stamps and an SAE to:


Amiga Format (insert name of disk)
TIB PLC • TIB House
11 Edward Street
Bradford • BD4 7BH

If there is a manufacturing error then the stamps will be returned with a replacement disk.

Serious disk



**AMIGA
FORMAT**



David Taylor shows you how to revitalise the way your Workbench works with this month's set of utilities and extras.

Workbench Enhancements

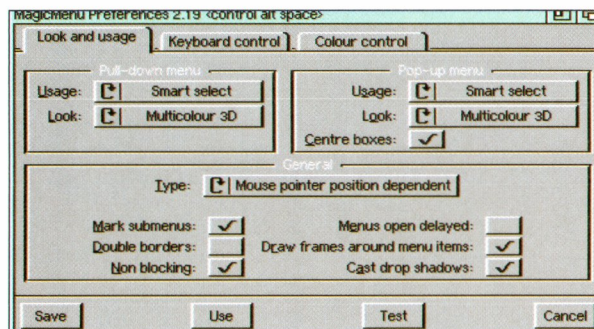
Last month we brought you New Icons 4.1 to give your Workbench a completely new and up-to-date look. This month we are out to revolutionise the way your Workbench works with a group of programs that are designed to update the Workbench functions themselves.

MAGIC MENUS

The first big change is supplied by the *Magic Menu 2.21* package. This program will install the main program to WBStartup, its prefs program to Prefs and will install the glibrary if necessary. Once installed, it will start every time you boot Workbench. The package patches the calls to menus within all programs, not only Workbench, and therefore there is the possibility that it will conflict with some programs (although we haven't encountered a problem yet).

When a menu is called by clicking the right mouse button, the *Magic Menu* package intercepts the call and uses the new style menus instead of the old ones. How the new menu look depends on the settings you choose within the Prefs package. By default, the look is a new 3D effect. The Preferences also govern the adjustable functionality of the new menus.

Unlike the standard Intuition menus you can adjust the way the menus work. In the preferences you will see that you can change the way Pull Down and Pop Up menus work separately. The Pull Down menus are the normal ones that appear when you



The Preferences allow you to change the two menu types to suit the way you like to use them.

move the pointer to the top of the screen and click the right mouse button. The Pop Up menus are added in so the menus will appear next to the pointer wherever it is on the screen, so that you have no need to go up to the top of the screen.

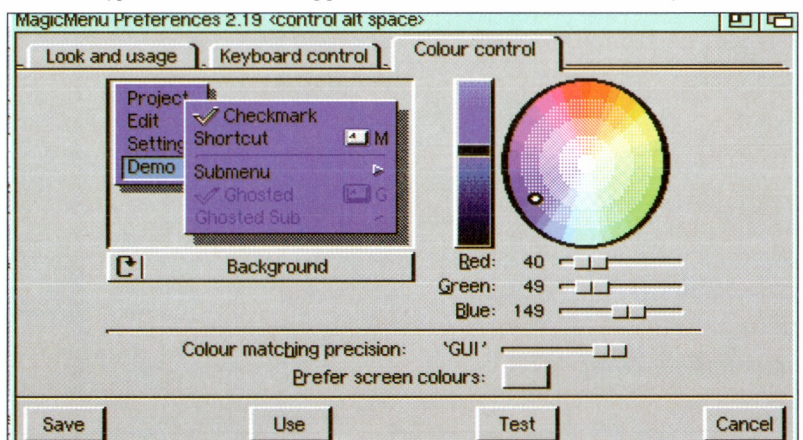
There are three options for both menus. The first is the standard Intuition type where the menu appears

when you press the mouse button and disappears when you release it. The second is Sticky Mouse, which means that the menu will appear when you press the button but won't disappear if you let go. If you move over a menu or submenu/item it will be selected. To activate an item once selected, you press the left button or press a button off the menu to cancel it. The last choice is Smart Select, which again retains the menu when you release the mouse button. However, to select a menu or submenu you have to click on the entry with the left button.

You can also choose to have Keyboard control of menus. This gives you a shortcut (right-Amiga Space) to activate the menus which you can then navigate by using the arrow keys and the <Return> key.

As you'd expect for a menu enhancement such as this, you can

You can change the colours of all the menu elements. Don't go for anything too gaudy as it will be unreadable.



choose exactly what colour scheme you want to use. You can change the colour of the text (selected and not), the background (selected and not) and the borders. It is tempting to go wild at first, but you will find that making simple changes that complement each other makes it easier to use the menus while still providing a startling change from the dull grey we are used to.

While the program is not crippled in any way, the status of the package has changed from Freeware to Shareware. There is no fixed fee, but you are asked to send any donation you'd like to the author, at the address shown in the docs, to encourage him to continue developing programs.

VINCEd 3.55

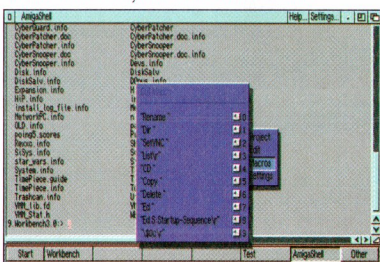
We have given away replacement Shells in the past where the new version offers a whole new CLI with new commands. VINCEd is something different. It is a replacement for the CLI environment. In other words, it doesn't replace the AmigaDOS commands but improves the Shell interface instead. Normally you have a simple text input window that has a simple history where you can repeat previous commands. When you have VINCEd installed, you will find that the Shell is now a completely functional text editor with menus, which is much more friendly to use.

When you open a Shell you will see that you have buttons for settings and for launching the on-line help, as well as one to minimise the Shell session. This doesn't close the session, but instead adds a greyed-out icon to Workbench. This session is still active (if you are performing an operation, the machine

... making simple changes that complement each other makes it easier to use the menus...

multitasks and continues with the task, even when minimised). To open it back up, you just need to double click on the grey icon.

Within the VINCEd Shell, you can copy and paste items and you can save the history of commands and re-open it later. You can also use the macros that are set up as menu items for commonly used CLI strings. If you want to change these macros you can do so in the

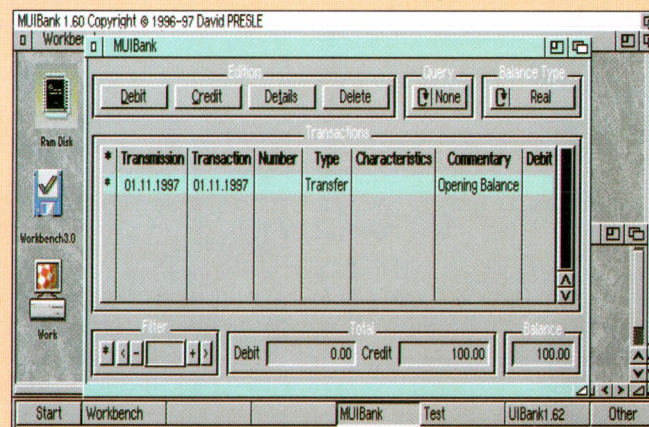


The new VINCEd session includes many new features including new menus as displayed here with the Magic Menus working.

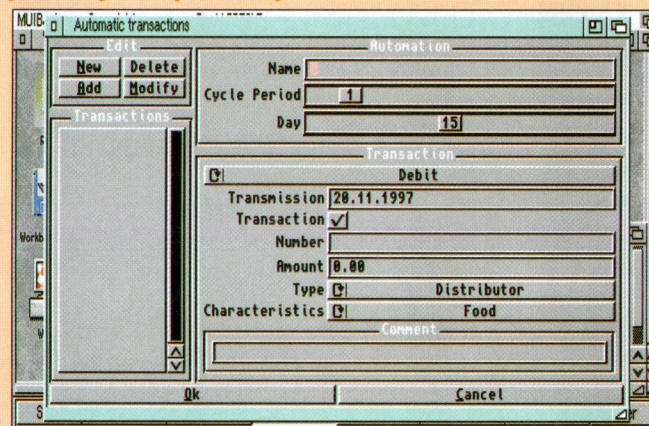
MUI BANK 1.6

Using a computer to keep track of finances is, according to statistics, one of the most popular uses of home computers. MUI Bank brings you the power to do this but retains an easy to understand interface. When you load the program you'll see that, essentially, all you have to deal with is Credits and Debits.

Before you add any items of either category, you should check out the Lists menu item which is where you set up transaction types. For instance, you can set up expenditure types for Leisure (or split it down into Cinema, Music, Pub, etc), and Bills (split into Utilities, Phone, etc). Now when you click on a



MUI Bank is a very easy to use financial package that allows you to set out your money in a way that is easy to track.



transaction you set the date of the transaction and when it actually takes place (to take account of clearance of cheques). You set the types of transaction and the amount.

The only other thing you really need to note is the balance type. This defines how the balance is calculated.

You will see that on the left of some transactions an asterisk may appear. If an asterisk is present then the item has been made invalid (ie. not activated). This means that it won't be used within the balance calculations. You can click on the asterisk to toggle it on and off.

You can also flick through the balance type so that all items, whether activated or not, are taken into account.

Lastly, you can set up automatic transactions, for pay coming in or for standing orders going out, by using the menu item.

This opens a requestor that allows you to define the exact nature of all transactions.

The Automatic transactions section can be used to set up money coming in or direct debits and standing orders going out.

settings for VINCEd. The help file details all the new features that this environment offers and, best of all, it's completely free.

GLOBAL TRASH

Normally when you delete a file it is gone for good, unless you get out your file utilities and start trying to undelete them. With Global Trash you can dump your files into the Trashcan and they will be removed from sight within the normal windows, but not actually removed. You can then retrieve files at any time from the can before they are deleted after a time out period. It's an idea which has proved popular on the Windows platform.

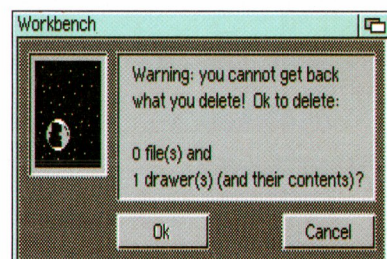
AVIEW

Multiview allows you to read hypertext documents and uses datatypes to show and play files that aren't native to the viewer. AView, however, is different as it allows you to view the documents, and also to define the utilities you wish to use for different filetypes. AView then intercepts calls and decides on the filetypes, using your chosen utility to

deal with the file. This is a much faster way of working with files by using programs dedicated to the type rather than the fairly lacklustre datatypes.

ARQ

As we were compiling a disk for improving Workbench, we couldn't really miss out the requestor improvement utility that we highlighted on the CD a few months ago. This is the utility that everyone should really have. It removes the boring "OK to format disk" type requesters and replaces the system requesters with new animated ones, as well as adding in keyboard confirmation for the requestors.



Get your Workbench a life with the new requestors supplied by the ever popular Arq.

COLOUR MONITOR £10
 Convert your Amstrad
 Our custom made leads will convert your old Amstrad Monitor to work with your Amiga giving a crisp R.G.B. colour picture & optional quality amplified stereo sound.

	DIY	MADE
464/6128 (CTM644/0) Picture Only	£6	£10
464/6128 (CTM644/0) Inc Stereo Speakers	£31	£40
464/6128 PLUS (CM14) Inc Sound	£9	£15
464/6128 Green (GT-65) Picture Only	£6	£10

Dept AF, Hagars Electronics,
 127 High St, Sheerness, Kent ME12 1UD
 Tel/Fax 01795 663336 Money back approval P&P inc
CQ/PO VISA DELIVERY 2 DAYS

T S Computers
 NEW & USED AMIGA HARDWARE/SOFTWARE
★A1200's £125 ONLY★
 We also sell Peripherals, Hard Drives, Zip, CD's, Commercial Titles, PD - 50p a disk
 PHONE OR SEND SAE TO:
 Tel: 0956 843695
 140 Gilbert Rd, Camberley
 Surrey GU15 2RE
 MAIL ORDER ONLY

FUTURE PD
01709 530569
35p
 High quality DD disks •
 Next day despatch •
 16,000 titles inc. Amineet •
 For branded disks add 10p •
 1-9=50p 10-39=40p 40+=35p
10 FREE DISKS voucher with 3 disk catalogue
 (free with any order, or send 3 x 1st class stamps)
 12 Ranworth Road, Bramley, Rotherham S66 2SN

CLASSIC AMIGA PD Software
FULL RANGE OF PD AND COMMERCIAL SOFTWARE, HARD DRIVES, CD ROM DRIVES, ACCELERATORS, GAMES AND MORE
 PHONE FOR FREE CATALOGUE DISK
0161 723-1638
11 DEANS GATE, RADCLIFFE, M/CR
OPEN 12-9PM 7 DAYS

PRIORY SOFTWARE
 Databases and Logs for
 Shortwave Radio & Scanner Users
 Plane & Train Spotters, Golf and Lottery Players.
 No luck on the lottery? Try our number statistics to increase your chances.
 Send SAE for list & info.
 7 The Priory, 137 Priory Road
 Hungerford, Berks. RG17 0AP

CHROMA
 Creative Home Computing
 Genlocks • Accessories • Printers
 Monitors • Speakers
 Complete Amiga/PC Systems • Support Services
 Books • File Conversion/Photo scan
 Multimedia • Design • Video
TOWERSING YOUR AMIGA? PHONE!
01328 862693 email chromanet@aol.com
 web - <http://members.aol.com/chromanet>
 With free software, quiz, info news & links

BUILD IBM COMPATIBLE PCS FOR A LIVING
 No special skills or previous knowledge required.
 This manual shows you how.
 Send SAE to:
 Richard Garland,
 10 Barford House,
 Bow, London E3 5HP

SECOND HAND AMIGA CENTRE
 TEL: 01983 290003 / 0410 067 525
 A1200's FROM £169, MONITORS FROM £99
 HARDWARE PERIPHERALS PURCHASED POA
 ALSO DISK DRIVES, HARD DRIVES, RAM EXPANSIONS ETC
 SEND S.A.E. FOR LATEST LIST TO:
 SHAC, DEPT AF, 69 KINGS ROAD,
 EAST COWES,
 ISLE OF WIGHT, PO32 6SE
 MAIL ORDER ONLY

FREE 24 Page CATALOGUE
 All Epson / HP / Canon / Olivetti - Lexmark etc.
 Ink Jet Refills from £2.95 - Cartridges from £4.95
BULK INKS - Internet Phones - 1500 Clip Art CD
 Print Your Own Business Cards
 INK JET T-SHIRT TRANSFER PAPER
 MOUSE MATS - BASEBALL CAPS etc.
Quill Marketing Ltd
 FREEPOST 1H3933
 UNIT 2 Roundwell Works
 Norwich NR5 0BR
 FREEPHONE: 0800 0740587 Fax: 01603 748003
 e-mail jetprint1@aol.com

The Film & Video Institute
 24C West Street, Epsom, Surrey,
 KT18 7RJ ☎ 01372 739672
Membership Includes:
 • Bi-monthly magazine
 • Film & Video Library
 • Copyright Clearance • Mood Music
 • Training / User Groups (computerised video)
 • Competitions / Festivals
 • Junior & Youth members welcomed

GOMA MARKETING PUBLIC DOMAIN
 GAMES FONTS CLIPART
 UTILITIES ADULT
 MAGIC WB MODS
 DEMOS
 AND LOTS MORE
 FOR OUR LATEST CAT DISK + 2 FREE GAMES + COPIER:
 SEND 2 x 1st CLASS STAMPS TO:
 53 LONGDON CLOSE
 WOODROW SOUTH
 REDDITCH B98 7UZ
DISKS from 50p

NORWICH PD
 Dept (AF), 43 Motum Road, Norwich, Norfolk NR5 8EH
 Ring Now! for our FREE PD catalogue and choose from our large range of PD, Licenceware & CD ROM Titles. Tel: 01603 504655 9am to 9pm
5D LICENCEWARE F1
 CD ROMS AT DISCOUNT PRICES
 DINOSAURS with Educational motion video, sound effects, narration & packed with info £2.99
 GOLDEN GAMES Over 500MB of PD Shareware games £2.99
 BRITISH FOOTBALL MANAGER (1mb chip ram) £3.95
 GCSE PHYSICS a very helpful educational title £4.95
 Any Amiga with 2Mb of chip ram £3.99
 STAR BOY Any Amiga £3.99
 Tel: 01603 504655 9am to 9pm - Answerphone
 P&P 50p per order norwichpd@albatross.co.uk

HIGH STREET MICRO
 OVER 1,000 AMIGA TITLES INC. CD32
 ALSO A VAST RANGE OF SOFTWARE
 FOR ALL FORMATS EVEN 8 BIT
WE BUY-SELL-UPGRADE-REPAIR
 ALL MAKES OF COMPUTER
 NEW & USED PC'S IN STOCK
 LISTS AVAILABLE
20-22 HIGH STREET CREWE CW2 7BN
01270 250871/580964

KEW=II Software
 TOP QUALITY AMIGA PD & SHAREWARE
 CATALOGUE WITH INDEX & VITS ONLY £1
 1-3 disks £1.50
 4 PLUS DISKS £1.25!
 FREE FRIENDLY HELP, POST OR PHONE ANYTIME!
 PO BOX 672
 SOUTH CROYDON
 SURREY CR2 9YS
 TEL: 0181 657 1617
 PICK YOUR OWN PROGRAMS BY NAME, NUMBER & SIZE! IT'S EASY!
 THE LEADER - OTHERS CAN ONLY FOLLOW!

The AMIGA is still alive at
COMPUTER CORNER
 Telephone: 01203 256200
 Software for Amiga & CD32. Peripherals - User Group - PD and lots more!
 10% off sales over £10 with this ad!
 Tues-Wed 9am-3:30pm
 Fri-Sat 9am-4pm
 Call in and see us at
 Stalls 15-16 Coventry Retail Market (Coventry City Centre)
 Queen Victoria Road, Coventry
 CV3 6LP

ADULT SOFTWARE FLOPPY TITLES CD-ROM TITLES
 Send for your FREE CATALOGUE today!
MICRONINE SOFTWARE 11 Chapel Street, Rhydyfelin, Pontypridd, Mid Glamorgan, CF37 5RG

ONLINE PD
 PHONE FOR YOUR FREE 3 DISK CATALOGUE LISTING HARDWARE, PERIPHERALS & 17,000+ PD TITLES @ 75p PER DISK
 TEL: (01704) 834335 or 834583
 OR SEND 39p SAE
 Fax / BBS: (01704) 834583
 AMIGA CD-ROM, CD32, CDTV & DISK SOFTWARE ALSO IN STOCK
 75p P&P per PD order and 75P PER DISK
 50% Dynamode Fax Data Modem Only £119.99 plus £7.50 P&P
 Inc. FREE £38+ starter pack
 Every 10 disks ordered choose 1 FREE
 Online PD, Dept. AF1, Unit 5, Embassy Building, 51A Piercefield Road, Formby, Liverpool L37 7DG

PD POWER
 WE STOCK OVER 10,000 DISKS
 1 free disk with every 10 **60p per disk** 1 free disk with every 10
NO MINIMUM ORDER
 FOR FREE CATALOGUE DISK + FREE GAME + FREE COPIER AND MORE
 Please send SAE to:
 PD POWER (DEPT AF)
 PO BOX 1219
 ASTON SHEFFIELD S26 2ZX
 Or Phone 0374 150972
 Or Email us at PDPOW@aol.com
 We now stock over 50 commercial titles from £4.99 plus P&P

COMPUTER SOLUTIONS
 AMIGA hardware, software & accessories
 New or used.
 * Good selection of games *
 Upgrades/repairs/P.D. Software
 Sony, Sega, Nintendo
 Unit 2, Mill Lane Mews, Ashby De La Zouch. Leics. LE65 1HP
 Tel. (01530) 412983 & 413519

FORE-MATT Home Computing
 Dept AF, PO Box 835, Wootton Bassett, Wilts SN4 8RX
 Tel 01793 853802
 PD • Shareware • CD-ROM
FREE CATALOGUE DISK
 PD/Shareware from only 50p per disk
 AF READER CD ROM SPECIALS (Limited Offer)
 Big Red Adventure CD £16.99 Pinball Hitman CD £9.99
 Glomex £4-99 Akira CD £4-99 Legends £7.99
 Please add 50p P&P per order Many more titles in stock

Happy New Year ARTWORKS MINI CLIPS
 Original, Quality Bit-Map, Commercial Clip Art for Amiga and PC also available
 Public Domain & Shareware
 0181 455 1626
Roberta Smith DTP
 190 Falldon Way London NW11 6JE

F1 Software
 Amiga Licenceware Specialists Enquiries Tel/Fax 01709 888127
 Amineet CD-Rom subscription service (Prepay price) - £9.99
 100MB Zip Cartridges (IBM) - £12.75
 F1 CD vol one 1 to 100 superb value full titles - £14.99
 Edward Pro v6.0 Best Amiga word processor (KS2+) - £15.00
 TrainDriver 3 Full Version (KS2+) - £15.00
 Morton Strikes Back AGA (Superb Platformer) - £6.99
 Rotator Any Amiga (Arcade Puzzle) Format GOTM - £4.95
 Hermans Adventure A1200 Hard Drive Only (Educational) - £6.99
 GRAC v2.0 A600/A1200 (Create Adventure Games) - £6.99
 Prototype A1200 Hard Drive (Shoot'em Up) - £7.99
 BurtonBird A600/A1200 (Arcade Puzzle) Format GOTM - £3.95
 GRAC v2.0 Tutorial A600/A1200 - £4.99
 The World of Magic A600/A1200 (Graphic Adventure) - £4.99
 StarBoy Any Amiga (Platformer) - £3.99
EXCLUSIVE NEW RELEASES
MESEES AGA - £9.99
 A superb new strategy/shoot'em up. One or two player, tournament mode, power ups, hard drive installable. Addictive gameplay.
AMOSPRO COMPILER £14.99
 Supercharge your Amos code and create stand alone Amos programs. Works with all versions of *Amos and will update AmosPro to v2.0
 *Excludes Amiga Format cover disk version.
 Please add the following amount to your order total for postage & packing
 UK = 75p Euro = £1.00 ROW = £1.50
 1 Lower Mill Close, Goldthorpe, Rotherham, South Yorkshire, S63 9BY
FREE Credit Card Order Line 0800 7312984
 Website <http://www.ware5d.demon.co.uk>

BABYLON-X
 ❖ 100% Genuine Rare Pix
 ❖ Madonna Hardcore Shot!
 ❖ Pamela Anderson's Wedding Video
 ❖ Agent Scully Revealed
 & more collectors' treasures...
 plus 1000's of hot shots
 Live couples from Amsterdam
www.babylon-x.com

JANUARY 1998

Editor – Nick Veitch
 Deputy Editor – Ben Vost
 Production Editor – Mark Wheatley
 Games Editor – Andy Smith
 Art Editor – Colin Nightingale
 CD Compilers – EMComputergraphic
 Tel: 01255 431389
 Additional Photography – Rob Smith

Contributors

John Kennedy, Simon Goodwin, Chris Livermore,
 Paul Overaa, Darren Irvine, Larry Hickmott, Dave
 Cusick, Robert Polding, Karl Bellve, Dave Taylor

Publisher – Alison Morton
 Publishing Director – Jane Ingham
 Public Relations – Liz Ramsay and Jennifer Press
 Tel: 0171 331 3920

Overseas Licensing enquiries – Chris Power
 Tel: +44 (0) 1225 442244
 Fax: +44 (0) 1225 446019
 cpower@futurenet.co.uk

Group ad manager – Simon Moss
 Deputy ad manager – Helen Watkins
 hwatkins@futurenet.co.uk
 Classified Executive – Jenny Thompson
 Senior Sales Executive – Ian Jones
 ijones@futurenet.co.uk

Marketing – Simon Howarth
 showarth@futurenet.co.uk
 Production Manager – Richard Gingell
 Production Coordinator – Jason Frith
 Print Services – Jeremy Fisher
 Ad Design Supervisor – Cherry Coad
 Group Production Assistant – Lorraine Ford
 Colour scanning & Imagesetting
 Jon Moore, Chris Stocker, Mark Gover, Brett
 Caines, Matthew Rogers, Jason Hudson
 Colour Originators – Phoenix Repro
 Printed in the UK by GSM and Southern Print

AMIGA FORMAT

30 Monmouth St, Bath, Somerset BA1 2BW
 Telephone 01225 442244
 Fax 01225 732341

Email: amformat@futurenet.co.uk
 (INCLUDE DEPARTMENT IN SUBJECT TEXT OR YOUR
 MAIL WILL NOT BE READ)

Subscriptions & Back Issues
 Future Publishing, Somerton,
 Somerset, FREEPOST, TA11 6BR
 Telephone 01225 822511, 9am-6pm
 Facsimile 01225 822523
 E-mail: subs@futurenet.co.uk
 Customer Services
 Telephone 01225 822510



Member of the
 Audit Bureau of Circulations.
 Registered Circulation

28,325 January – June 1997

YOUR GUARANTEE OF VALUE

This magazine comes from Future Publishing, a company founded just ten years ago but now selling more computer magazines than any other in Britain. We offer:

BETTER ADVICE. Our titles are packed with tips, suggestions and explanatory features, written by the very best in the business.

STRONGER REVIEWS. We have a cast-iron policy of editorial independence and our reviews give clear buying recommendations.

CLEARER DESIGN. You need solid information fast. So our designers highlight key elements by using charts, diagrams, summary boxes, and so on...

GREATER RELEVANCE. At Future, Editors operate under two golden rules:
 ● Understand your readers' needs.
 ● Then satisfy them.

MORE READER INTERACTION. We draw on readers' contributions, resulting in the liveliest letters pages and the best reader tips. Buying one of our magazines is like joining a nationwide user group.

BETTER VALUE FOR MONEY. More pages, better quality – magazines you can trust.



Printed in the UK.

All contributions submitted to *Amiga Format* are accepted on the basis of a non-exclusive worldwide license to publish or license others to do so unless otherwise agreed in advance in writing.
 © Future Publishing Limited 1997, 1998.

Next Month

Become your own Boss!

We explain how to set up a business based around **your Amiga**, including all the *plus points* and *pitfalls* of **running your own company**.

Plus: Be the first to find out about **Power Computing's** new replacement tower system for the **A1200**, learn how to write **AmigaGuides** and find out how **Andy Smith** fares with **Myst!**

February Issue on sale Monday, 27th January.

RESERVE YOUR COPY OF AMIGA FORMAT



TROUBLE LOCATING AMIGA FORMAT?

It is possible to reserve a copy of *Amiga Format* at almost all newsagents, including branches of John Menzies or WH Smiths. Simply fill in the form here and hand it to your newsagent – it's easy and there's no obligation. If you still have trouble, phone 01225 442244 and ask for the Circulation Dept., who should be able to inform you of a stockist in your area.

Please reserve me a copy of
AMIGA FORMAT every month

Name:

Address:

.....

.....

The contents of future issues are subject to change, acts of God(s), editorial whims, Ben and other disasters, both natural and unnatural – no guarantee is implied or intended.

AMIGA FORMAT JANUARY 1998

111

AMIGA

POWER COMPUTING ARE LICENSED TO MANUFACTURE THE AMIGA 3.1 OPERATING SYSTEM IN ENGLAND.



NEW LOW PRICES

POWER


COMPUTING LTD

POWER ARE OFFICIAL SUPPLIERS OF THE AMIGA 1200

THE AMIGA MAGIC PACK INCLUDES:

- WORDWORTH 4.5SE (WORDPROCESSOR)
- TURBOCALC 3.5 (SPREADSHEET)
- DATASTORE 1.1 (DATABASE)
- PHOTOGENIC 1.2SE/PERSONAL PAINT 6.4
- ORGANISER 1.1 (PERSONAL ORGANISER)
- PINBALL MANIA (GAME)
- 2MB RAM 68020 14.3MHZ
- AGA CHIPSET

FREE BREATHLESS WITH ALL AMIGAS



**A1200 MAGIC PACK
£209.95**

AMIGA BUNDLE ONE £269.95



**CE
APPROVED**

AMIGA BUNDLE ONE INCLUDES:

- AMIGA 1200 MAGIC PACK BUNDLES
- VIPER MKIV 68030 ACCELERATOR
- 4MB RAM INCLUDED

AMIGA BUNDLE TWO £459.95



NEW LOW PRICES

AMIGA BUNDLE TWO INCLUDES:

- AMIGA 1200 MAGIC PACK BUNDLES
- BLIZZARD 50MHZ 68030 ACCELERATOR
- 8MB RAM INCLUDED
- INTERNAL 1.7GB HARD DRIVE

BESPOKE SYSTEMS AVAILABLE

WE CAN SUPPLY BESPOKE A1200 SYSTEMS INCLUDING 68060, TOWER UNITS - PLEASE CALL

A1200/3000 3.1 ROM
£39.95

A500/A600/2000 3.1
£35.95

A4000 3.1 ROM
£39.95

AMIGA 3.1 OS
INCLUDES ROM CHIP,
SOFTWARE AND
MANUALS

A500/A600/2000 3.1 CHIPS ONLY £20.00


A1200/4000 3.1 CHIPS ONLY £25.00

3.1 ROM CHIPS ONLY, NO DISK OR MANUALS

AMIGA

3.1 OPERATING SYSTEM

NEW LOW PRICES



ALL PRICES INCLUDE VAT. E&OE.




Visit our NEW web site www.powerc.com

UNIT 82A SINGER WAY KEMPSTON MK42 7PU

01234 851500

FAX 01234 855400

**NEW LOW
PRICES**



APOLLO 1240 25MHZ £139.95

APOLLO 1240 33MHZ £159.95

SPECIAL

OFFER

**FPU'S WHEN PURCHASED WITH
ANY ACCELERATOR BOARD**

20MHZ **£10** 33MHZ **£15** 50MHZ **£29**
(PLCC ONLY) (PLCC ONLY) (PGA ONLY)



NEW VIPER 630




40 MHZ

A600 ACCELERATOR BOARD
68030 40MHZ PROCESSOR
4MB OR 8MB ON-BOARD (NOT UPGRADABLE)
FPU OPTIONAL

A600 4MB 40MHZ
£99.95

A600 8MB 40MHZ
£119.95




NEW TURBO 1230 33MHZ 4MB £79.95

FOR THE A1200
68030 LC ECONOMY BOARD
4MB OF RAM ONLY
INCLUDES FPU




NEW VGA ADAPTOR £15

SCANDOUBLER - EXTERNAL FOR ALL AMIGAS
AGA MODE FULL-16MILLION COLOURS
SCANDOUBLER MODE 15KHZ 16-BIT 64K COLOUR
SUPPORTS INTERLACE AND NON-INTERLACE
WORKS ON ANY VGA MONITOR **£79.95**



CD-32 JOYPAD FOR USE WITH
OSCAR/DIGGERS + MANY GAMES

£14.95



MINI-MEGA CHIP
1MB **£99.95**

BIG RED

ADVENTURE



ONLY
£19.95

CD-ROM ONLY



Visit our NEW web site www.powerc.com

UNIT 82A SINGER WAY KEMPSTON MK42 7PU



POWER

COMPUTING LTD

ACCELERATOR CD-ROM BUNDLES



THE POWER ACCELERATOR/CD BUNDLE INC.:

- EXTERNAL SCSI CD-ROM DRIVE
- OSCAR AND DIGGERS CD-ROM
- CHAOS ENGINE CD-ROM
- WORDWORTH WORD PROCESSOR CD-ROM
- ACCELERATORS INC. SCSI INTERFACE

VIPER 1230 WITH

6x CD-ROM **£249.95**
8x CD-ROM **£269.95**
12x CD-ROM **£319.95**

BLIZZARD WITH

6x CD-ROM **£269.95**
8x CD-ROM **£289.95**
12x CD-ROM **£339.95**


SIMMS PURCHASED WITH THIS BUNDLE ONLY

8MB **£19.95** 16MB **£39.95** 32MB **£74.95**

A1200 4MB RAM CARD £39.95



4MB ONLY (NOT UPGRADABLE)
40MHZ FPU PGA ONLY **£10**
WITH ANY A1200 RAM CARD



**AMIGA 500
ACCELERATOR**

NEW VIPER 520CD £99.95

- A500 ACCELERATOR BOARD
- 68020EC 33MHZ WITHOUT MMU
- PGA FPU SOCKET 33MHZ ONLY
- SPACE FOR IDE 2.5" HD
- 2 x 40-PIN CD-ROM/HD SOCKET
- 8MB RAM ON-BOARD
- 3.0 ROM INC. SOFTWARE
- FAT AGNUS SLOT FREE TO FIT MINI-MEGA CHIP RAM




01234 851500

FAX 01234 855400

PHASE 5 CYBERSTORM POWERPC BOARDS (A3000/4000)

POWERPC INC. ULTRA WIDE SCSI-3, INC. MMU/FPU, NO 68K CPU

POWERPC 150MHZ NO 68K CPU	£489.95
POWERPC 150MHZ INC.68040/40MHZ CPU	£549.95
POWERPC 150MHZ INC.68060/50MHZ CPU	£699.95
POWERPC 180MHZ NO 68K CPU	£579.95
POWERPC 180MHZ INC.68040/40MHZ CPU	£699.95
POWERPC 180MHZ INC.68060/50MHZ CPU	£799.95
POWERPC 200MHZ NO 68K CPU	£679.95
POWERPC 200MHZ INC.68040/40MHZ CPU	£719.95
POWERPC 200MHZ INC.68060/50MHZ CPU	£879.95



SCSI KIT FOR BLIZZARD 1230/1260 BOARD £65.95
includes an extra simm socket on-board

CYBERSTORM POWERPC A1200 BOARD

603e POWERBOARD WITHOUT 68K CPU.	
175MHZ PPC MMU/FPU	£299
PPC 175MHZ INC.68030/50MHZ	£339
PPC 175MHZ INC.SCSI-II, BARE	£389
AS ABOVE INC.68040/40MHZ	£449
AS ABOVE INC.68060/50MHZ	£559

BLIZZARD 1230 MKV TURBO ACCELERATOR

68030 BARE 50MHZ	£95.95
68030 BARE INC. SCSI INTERFACE	£159.95
68030 8MB RAM	£125.95
68030 16MB RAM	£149.95
68030 32MB RAM	£209.95

PICASSO IV GRAPHIC CARD - INC 4MB RAM

PICASSO IV INC. 4MB RAM £289.95

CALL FOR MORE INFORMATION

BLIZZARD 1260 MKV TURBO ACCELERATOR

68060 BARE 50MHZ	£319.95
68060 BARE INC. SCSI INTERFACE	£384.95
68060 8MB RAM	£359.95
68060 16MB RAM	£389.95
68060 32MB RAM	£459.95

50MHZ FPU WHEN PURCHASED WITH THE BLIZZARD ONLY £29.95

CYBERVISION 64-3D GRAPHIC CARD

HI-RES 64-BIT GRAPHIC CARD FOR THE A2000, 3000(T), 4000(T) AND INCLUDES 4MB OF DISPLAY MEMORY £159.95
SCANDOUBLER CYBERVISION 64-3D FOR THE A4000(T) ONLY £69.95

MPEG MOVIE MODULE £129.95

ALL PRICES INCLUDE VAT

4MB 72-PIN SIMM

£15.95

8MB 72-PIN SIMM

£29.95

16MB 72-PIN SIMM


£55.95

32MB 72-PIN SIMM

£99.95

MEMORY PRICES FLUCTUATE DAILY - CALL TO CHECK LATEST PRICES

APOLLO 68060



66MHZ IS CLOCKED UP

68060 50MHZ
£279.95

68060 66MHZ
£319.95

APOLLO 1240 25MHZ
£139.95


APOLLO 1240 33MHZ
£159.95

A500 2MB RAM CARD
£59.95

A500 MEMORY CARDS

A500 RAM EXPANSION 2MB £59.95

MEMORY CARDS



GVP DSS-8 SAMPLER
£59.95



VIDEO BACKUP SYSTEM
BACKUP 520MB ONTO A
4HR VHS TAPE

GVP PRODUCTS


GVP IO EXTENDER	£69.95
GVP HC-8 SCSI INTERFACE	£99.95
GVP GURU ROM v6 NEW REVISION	£49.95
GVP DSS-8 SOUND SAMPLER	£59.95
GVP 4MB RAM MODULE	£59.95
GVP 16MB RAM MODULE	£99.95
GVP A1200 SCSI INTERFACE	£59.95
FOR ALL A1200 ACCELERATOR BOARDS	

MISCELLANEOUS

POWERTAB - GRAPHIC TABLET	£159.95
VIDEOBACKUP SYSTEM PHONO	£20.00
VIDEO BACKUP SYSTEM SCART	£20.00
ZIP RAM STATIC COLUMN PER MB	£16.00
BREATHLESS 3D GAME	£15.00

HARD DRIVES - INC. CABLE AND SOFTWARE

QUANTUM FIRBALL 3.5" 1.6GB	£159.95
QUANTUM FIRBALL 3.5" 2.1GB	£179.95
QUANTUM FIRBALL 3.5" 3.2GB	£199.95
1.3 GIGABYTE A1200 INT.	£129.95
2 GIGABYTE A1200 INT.	£159.95
STACK CABLE FOR ABOVE	£12.95



FREE TEN HD DISKS WITH THE XL DRIVE



INCLUDES ONE 100MB CARTRIDGE

FLOPPY DISK DRIVES - INTERNAL/EXTERNAL

A500 INTERNAL DRIVE	£24.95
A600/A1200 INTERNAL DRIVE	£24.95
A2000 INTERNAL DRIVE	£34.95
PC880E EXTERNAL DRIVE	£39.95

ALL OF THE ABOVE INCLUDE FLOPPY EXPANDER

HIGH DENSITY FLOPPY DISK DRIVES

XL 1.76MB EXTERNAL DRIVE	£65.95
XL 1.76MB INT. DRIVE A4000	£60.95

INC. FLOPPY EXPANDER AND 10 HDD DISKS

ZIP DRIVES - INC CABLE AND ZIP TOOLS

ZIP DRIVE 100MB SCSI*	£135.95
ZIP DRIVE INC. SQUIRREL	£169.95
100MB DISKETTE	£15.95

*REQUIRES SQUIRREL SCSI INTERFACE

NEW PSU



BEWARE OF NONE CE PSU'S
"The Rolls Royce of PSU's"
AMIGA FORMAT


**HEAVY DUTY 200 WATT
POWER SUPPLY UNIT
ONLY £69.95**

**OFFICIAL AMIGA
MOUSE AND MAT**

AMIGA MOUSE/MAT
£9.95



**NEW LOW
PRICES**



EPSON GT-5000 £219.95

GT-5000 + S/W £249.95



EPSON A4 FLATBED SCANNER
24-BIT COLOUR SCANNING
GREYSCALE AND LINE ART MODES
OCR SOFTWARE AVAILABLE AT £20

**COLOUR SCANNER
£99.95**



**BLACK AND WHITE
£59.95**



POWERSCAN BLACK AND WHITE
POWERSCAN 4, BLACK AND WHITE
HAND SCANNER WHICH INCLUDES
OCR S/W AND INTERFACE £59.95

POWERSCAN COLOUR
POWERSCAN 4, COLOUR HAND
SCANNER WHICH INCLUDES OCR
SOFTWARE AND INTERFACE.
AGA24-BIT/400DPI £99.95

NEW POWER CD BUNDLES



**WORDWORTH
OFFICE 6 CD-ROM
£19
WITH THIS
BOARD**

**BUNDLE WITH 6X CD
£149.95**

**BUNDLE WITH 8X CD
£169.95**

**BUNDLE WITH 12X CD
£189.95**

THE POWER CD BUNDLE INCLUDES:

- SQUIRREL SCSI INTERFACE
- EXTERNAL SCSI CD-ROM DRIVE
- OSCAR AND DIGGERS CD-ROM
- CHAOS ENGINE CD-ROM
- PERSONEL WRITE - WORD PRO.

SPECIAL OFFER MODEM

**OPTION ONE
£89.95**



**BT APPROVED
33.6BPS MODEM**

**NEW LOW
PRICES**



OPTION ONE

- 33.6BPS MODEM AND CABLES
- NET & WEB SOFTWARE
- IBROWSE SOFTWARE
- ONE MONTH FREE WITH DEMON INTERNET PROVIDER

OPTION TWO

- 33.6BPS MODEM AND CABLES
- NET & WEB SOFTWARE
- IBROWSE SOFTWARE
- ONE MONTH FREE WITH DEMON INTERNET PROVIDER
- WHIPPET FAST SERIAL INTERFACE FOR A600/A1200

OPTION THREE

- 33.6BPS MODEM AND CABLES
- NET & WEB SOFTWARE
- IBROWSE SOFTWARE
- ONE MONTH FREE WITH DEMON INTERNET PROVIDER
- SURF SQUIRREL SCSI-2 SERIAL INTERFACE FOR A1200 PCMCIA CONNECTION

**OPTION TWO
£109.95**



**OPTION THREE
£159.95**



FOR CD-ROM OWNERS WHO HAVE A SQUIRREL INTERFACE AND ARE BUYING A MODEM WITH A SURF SQUIRREL, WE WILL BUY BACK YOUR EXISTING SQUIRREL - PLEASE CALL FOR DETAILS

VISIT OUR NEW WEB SITE - www.powerc.com

EPSON STYLUS PRINTERS

STYLUS 400 A4 720DPI COLOUR £175.95

STYLUS 600 A4 1440DPI COLOUR £239.95

FOR THE RANGE OF ACCESSORIES PLEASE CALL

PRINTER CABLE INC.

**TURBO PRINT 5
£45.95**



**PRICE MATCH
WE WILL
MATCH ANY
LEGITIMATE
QUOTATION
PROMISE**

**BREATHLESS
£15.95**



01234 851500

FAX 01234 855400

UNIT 82A SINGER WAY KEMPSTON MK42 7PU

2-3 DAYS £5.00 ☐ NEXT DAY £8 ☐ SAT £15 ☐ SUBJECT TO PRODUCT AVAILABILITY



POWER

COMPUTING LTD

NAME _____ ADDRESS _____

POSTCODE _____ TEL NO. _____
ITEMS _____
TOTAL (INC. DELIVERY) £ _____ CREDIT CARD NO. _____
EXPIRY ISSUE NO. _____ SIGNATURE _____

EXPORT ORDERS Most items are available at Tax Free Prices to non-EC residents. Call to confirm prices. BFPO orders welcome. **MAIL ORDER TERMS** All prices include VAT. Specifications and prices are subject to change without notice. All trademarks are acknowledged. All orders in writing or by telephone will be accepted only subject to our terms and conditions of trade, copies of which are available on request. Please allow up to 7 days for cheques to clear before despatching of the goods.

AMIGA
FORMAT

106

future
PUBLISHING
Your Guarantee
Of Value



01

9 771363 006015

CD EDITION

COMPUTER 97

5 page Cologne Show report on page 14

