



**WIN!**  
Every Epic title forever!

THE WORLD'S BIGGEST-SELLING AMIGA MAGAZINE

# AMIGA FORMAT

**CD VERSION**

**£5.99**  
FEBRUARY 1998 ■ ISSUE 107  
Hfl 28.95 ■ US \$15.50

**Be your own BOSS!**  
Inside: the A-Z guide to starting a business with your Amiga

**COVERDISC  
AFCD23**

**EXCLUSIVE!**

Listen to Jeff Schindler and Petro Tyschtschenko's thoughts on the new direction of the Amiga.

**Get that game going!**


More than 200 hard drive installers for your favourite games should help...

**Reader Requests**

You asked for it - we put it on the CD. It's as simple as that. Highlights include Apache, muFS and more.

**Emulation**

And you thought you'd never need a Russian PDP-11.



**TOWERING  
INFERNO**

Power's new tower will set your Amiga ablaze!



**AIR FORCE  
ONE**

Shadow of the Third Moon reviewed!

**SPEED**

OxyPatcher accelerates your machine even more!

**Future Publishing**  
Your Guarantee Of Value

9 771363 006015 02




# Weird Science

**NEW ADDRESS** Q HOUSE, TROON WAY BUSINESS PARK,  
HUMBERSTONE LANE, LEICESTER. LE4 9HA


**Phone** 0116 246 3800  
**Fax** 0116 246 3801  
**Email** sales@weirdscience.co.uk  
**WWW** www.weirdscience.co.uk

## NEW AMINET BOX SET PRICES.




**£27.99 £27.99 £15.99 £15.99 £15.99**

## AMINET CDs



**ALL ONLY £10.99 EACH**


SUBSCRIBE TO THE AMINET CD'S AND RECEIVE EACH AMINET FOR JUST £8.99. AS EACH NEW CD IS RELEASED WE WILL CHARGE YOUR CARD AND DISPATCH YOUR NEW CD ON THE DAY OF UK RELEASE.  
(SUBSCRIPTION BY CREDIT/DEBIT CARD ONLY)



Take a look at this Pre Release of p.OS and enjoy the advantages of modern operation, independence and simply forget compatibility of new operating systems - since p.OS/AMIGA runs parallel to the AMIGA-OS and still is independent and of good nature.  
**System Requirements:**  
Amiga Kickstart 2.0 (For Installation)  
68020, 4Mb Free Fast RAM, Hard Drive, CD-ROM Drive

**P.OS PRE-RELEASE  
£19.95**

**p.OS PRE-RELEASE**




**MEETING PEARLS 4  
£4.99**




**GIGA GRAPHICS**

**£9.99**




**GEEK GADGETS**

**£12.99**



**GEEK GADGETS 2**

**£12.99**




**AMIGA DEVELOPERS CD**

**£10.99**




**AMIGA REPAIR KIT**

**£34.99**




**MAGIC PUBLISHER**

**£29.99**




**MODS ANTHOLOGY**

**£22.99**



**ERIC SCHWARTZ CD**

**£19.95**




**SYSTEM BOOSTER**

**£9.99**



**EURO CD VOL. 2**

**£11.99**



**LIGHT ROM 5  
£29.99**


LIGHT ROM 4 £19.95  
LIGHT ROM GOLD £14.99  
DEM ROM £9.99  
JPEG TEXTURES £8.99  
BACKDROPS £14.99

Assassins CD 3	£ 14.99
AGA Toolkit	£ 9.99
In-To-The-Net CD	£ 9.99
The Learning Curve	£ 19.95
Miami	£ 29.95
Deluxe Paint 5 CD	£ 17.99
Ultimate Blitz CD	£ 17.99
Picture Manager Pro.	£ 39.99
Personal Paint 7.1	£ 24.99
Kara Collection	£ 9.99
Personal Suite CD-ROM	£ 4.99
Personal Paint 6.4 & Manual	£ 4.99
Imagine 3D PD	£ 14.99
Blitz Basic 2.1	£ 17.99
Mini Office	£ 17.99
Games Room CD	£ 14.99
Fusion (Mac Emulator)	£ 49.99
PCX (PC Emulator)	£ 49.99
Speccy '97	£ 14.99
Retro Gold	£ 9.99
Women of the Web	£ 2.99
Card Games CD	£ 14.99
Epic Encyclopedia '97	£ 19.95
Amiga Desktop Video 2	£ 14.99
Sound Studio CD	£ 2.99
Scene Storm CD	£ 2.99
NFA Utilities Experience	£ 2.99
Magic Workbench Enhancer	£ 9.99
LSD CD 3	£ 9.99
Epic Collection 3 CD	£ 14.99
NFA AGA Experience 2	£ 2.99
NFA AGA Experience 3	£ 14.99
iBrowse (Full Version)	£ 24.99
The Hidden Truth	£ 19.95
Enc. of the Paranormal	£ 14.99
3D CD 1 Objects	£ 9.99
3D CD 2 Images	£ 9.99
UPD Gold	£ 14.99

TRADE & RETAIL DISTRIBUTORS FOR GTI, SCHATZTRUHE, CLOANTO, GRAPHIC DETAIL, INTERACTIVE, EPIC, SADNESS, PD SOFT, HISOFT, VULCAN, GUILDHALL LEISURE, AND AMIGA INTERNATIONAL.







## NETWORK PC


Access all of the PC Drives.  
Read & Write to the PC.  
Load files directly from the PC.  
Up to 49k/sec for Amiga > PC.  
Up to 29k/sec for PC > Amiga.  
Easy Installation for Amiga & PC.  
Requires WB2.04+ & Windows 95.

**NEW COMPANION CD-ROM NOW INCLUDED**

Network PC includes a 3m Cable, Installation disks for both computers, detailed manual and a companion CD-ROM. The CD contains utilities for the Amiga & PC and the Amiga Emulator for Windows 95 with games & demo files.

**THE DEFINITIVE  
AMIGA TO PC  
LINKUP SYSTEM  
JUST GOT BETTER**


**£17.99**



**Contents**  
1919 Adobe  
767 Bitmap  
228 Calamus  
1105 CG Fonts  
244 Coloured  
300 GDOs  
175 Iff Pics  
918 Intellifont  
139 Pagestream  
173 ProDraw  
1658 Ps Fonts  
1477 True Type  
1562 Type 1

**Fontamania £9.99**

## FOUNDATION



**NEW**



**£29.99**

## ONE ESCAPEE



**NEW**

**£29.99**



**NEW**

**£29.99**



**NEW**

**£29.99**



**NEW**

**£29.99**

## HARDWARE




BLIZZARD 1230-50 £94.99

BLIZZARD 1260-50 £299.99

CYBERSTORM MK.III £349.99

CYBERSTORM PPC 200 MHz

WITH 68060-50 £849.99



PICASSO IV GFX CARD

**£249.99**



## INFINITIV AMIGA

Amiga 1300 £349.99

Amiga 1400 £469.99

Amiga 1500 £599.99

### Infinitiv Tower Systems

Tower Kit £159.99

Zorro 2 £149.99

Zorro 3 £319.99

3.5" Bay £11.99

5.25" Bay £29.99

Keyboard Case £39.99

HD Floppy Drive £59.99

PCMCIA Adp. £29.99

Video Slot Interface

£39.99

## GAMES

### NEW GAMES

Myst CD	£ 8.99	Lemmings	£ 12.99	Civilisation	£ 12.99
Dog Fight	£ 8.99	Cannon Fodder 1 or 2	£ 8.99	Manyk Mayhem	£ 12.99
Player Manager 2	£ 8.99	Street Racer CD	£ 12.99	Mega Typhoon	£ 19.99
Dune II	£ 12.99	Theme Park CD	£ 12.99	Minskies	£ 8.99
Railroad Tycoon	£ 12.99	Overlord	£ 12.99	Pinball Fantasies AGA	£ 12.99
Enemy	£ 14.99	Enemey	£ 14.99	Road Kill	£ 4.99
Arcade Action	£ 12.99	Trapped 2	£ 19.99	Road Rash	£ 8.99
Acid Attack	£ 12.99	Wendetta	£ 16.99	Slamtilt AGA	£ 18.99
Burnout AGA	£ 16.99	Bograts	£ 12.99	Spherical Worlds	£ 8.99
Breathless AGA	£ 12.99	Strangers CD	£ 19.99	Super Skidmarks	£ 8.99
Colossus Chess	£ 4.99	Big Red Adv.	£ 19.99	Testament	£ 16.99
Desert Strike	£ 8.99	Civilisation CD	£ 14.99	Theme Park AGA	£ 12.99
Extreme Racing AGA	£ 8.99	Gamers Delight	£ 16.99	Tile Move	£ 12.99
F15 Strike Eagle II	£ 12.99	Grand Slam	£ 8.99	Time Keepers	£ 12.99
F19 Stealth Fighter	£ 12.99	Gamers Gold	£ 8.99	Time Keepers Exp. Disk	£ 4.99
F17a Nighthawk	£ 8.99	Impossible Mission 2025	£ 8.99	Tin Toy Adventure AGA	£ 24.99
Gloom	£ 4.99	Jet Pilot	£ 16.99	Tiny Troops	£ 16.99
Microprose Grand Prix	£ 12.99			Tommy Gun	£ 19.99
Formula 1 Masters	£ 19.99			UFO	£ 12.99
Hillsea Lido	£ 12.99			Valhalla 1	£ 14.99
Hugo	£ 24.99			Valhalla 2	£ 14.99
Watch Tower	£ 12.99			Valhalla 3	£ 14.99
XP-8	£ 8.99			Virtual Karting AGA	£ 8.99
Zeewolf 2	£ 2.99			Watch Tower	£ 12.99



**TELEPHONE ORDER HOTLINE**  
**0116 246 3800**



**UK POSTAGE IS £1.00 FOR THE FIRST ITEM AND  
50p EACH EXTRA ITEM, OVERSEAS IS DOUBLE.  
WE WILL PRICE MATCH ANY  
ADVERT IN THIS MAGAZINE**





# NEW LOW PRICES!!!

## TOTAL SCSI CD-ROM DRIVE



Fully featured SCSI CD-ROM drive for use with the A1200 or A600 including:

- Superb metal enclosure with in-built mains power supply
- All software, cables and instructions for immediate use
- Full CD32 emulation and Audio CD player software.
- Easy PCMCIA fitting Squirrel interface

Prices include Squirrel. Add £30.00 for Surf Squirrel

4 SPEED ONLY

**£129.99**


8 SPEED ONLY

**£149.99**

STAR VALUE

**ALL CD ROM DRIVES NOW INCLUDE 3 CDs: EPIC ENCYCLOPEDIA, TOP 100 A1200 GAMES and WORLD OF A1200.**

## TOTAL MEMORY EXPANSIONS



A1200 trapdoor fitting memory expansions feature:

- A battery backed clock
  - A socket for an accelerator FPU
- Unlike other memory expansions that conflict with the PCMCIA port, our TOTAL memory expansions include unique software that will enable the maximum amount of memory to be used even with a PCMCIA fitting device.

NEARLY DOUBLES THE SPEED OF THE A1200!!

4MB MEMORY EXPANSION

**£69.99**

8MB MEMORY EXPANSION

**£99.99**

33MHZ 68882 FPU (PLCC)

**£19.99**

STAR VALUE

## APOLLO A1200 ACCELERATORS

### APOLLO 1230 LITE

High quality low cost 68030 accelerator with:

- MMU and FPU all running at 33mhz.
- Built in battery backed clock.
- Easy trapdoor fitting.
- 4MB.

**AMAZING PERFORMANCE FOR SUCH A LOW PRICE!!**



INCLUDES 4MB FREE!!

### APOLLO 1230 PRO

All the features you asked for at an affordable price!

- High performance 68030 with FPU and MMU running at 40mhz.
- Two 72pin SIMM sockets can take upto 32mb each. Simms can be mixed (i.e. a 4mb and 8mb will give 12mb) and can be single or double sided.
- Fully PCMCIA compatible regardless of how much memory is fitted.
- Easy trapdoor fitting with battery backed clock

### APOLLO 1240/1260

68040/68060+MMU based A1200 accelerator.

Features include:

- Battery backed clock.
- 72 pin socket for a standard 72 pin SIMM (up to 128mb).
- Fully featured, fan cooled trapdoor fitting accelerator.



### APOLLO 1230 LITE

**£99.99**

### APOLLO 1230 PRO

**£129.99**

### APOLLO 1240/25

**£164.99**

### APOLLO 1240/40

**£224.99**

### APOLLO 1260/50

**£339.99**

4MB SIMM

**£15.99**

8MB SIMM

**£29.99**

16MB SIMM

**£55.99**

32MB SIMM

**£99.99**

STAR VALUE

## HARD DRIVES

85MB

**£79.99**

340MB

**£109.99**

Our high speed 2.5" IDE hard drives for the Amiga A1200 & A600 computers come complete with:

- Fitting cables, screws, partitioning software, full instructions
- 12 months guarantee.
- All drives supplied by us are formatted, partitioned and have Workbench (WB2 for the A600 and WB3 for the A1200) installed for immediate use.



540MB

**£119.99**

810MB

**£139.99**

1000MB

**£164.99**

1600MB

**£194.99**

STAR VALUE

Fitting is incredibly simple; if you can plug the mouse into the mouse socket, you can plug the hard drive into the hard drive socket.

**FREE WHILE-YOU-WAIT FITTING SERVICE FOR PERSONAL CALLERS. PLEASE PHONE FOR APPOINTMENT.**

**FREE 'HOW TO FIT YOUR HARDDRIVE' VIDEO & STAKKER DISK**

## ALSO AVAILABLE

A600/A1200 INTERNAL FLOPPY DRIVE

**£44.99**

MOUSE

**£12.99**

3.5" HARD DRIVE CABLE

**£17.50**

2.5" HARD DRIVE CABLE

**£9.99**

FRESH FONTS CD

**£19.99**

AMIGA POWER SUPPLY

**£34.99**

SQUIRREL

**£49.99**

SURF SQUIRREL

**£89.99**

CLOCK CARTRIDGE

**£19.99**

EPIC ENCYCLOPEDIA CD

**£19.99**

50mhz FPU (for Blizzard 1230)

**£44.99**

WORLD OF A1200 CD and TOP 100 A1200

GAMES CD **£14.99 EACH or both for £19.99.**

ANTI-VIRUS & X-COPY **£19.99 EACH or**

**both for £24.99**

# Order NOW for immediate despatch FREEPHONE 0500 340548

For enquiries Tel: 0161 796 5279 or Fax: 0161 796 3208 MasterCard, Visa, Switch, Delta, Connect etc accepted Send cheques or postal orders (made payable to Siren Software) or credit card details to: SIREN SOFTWARE, 178 BURY NEW RD, WHITEFIELD, MANCHESTER M45 6QF, ENGLAND. All prices include VAT. Postage and packing will be charged at £3.50 per order (U.K.), £7.50 Europe and £12.50 rest of the world. OPEN: Monday to Friday 9am to 6pm Saturday 9am to 12pm Personal callers welcome. Please phone first to check availability of any item. DIRECTIONS: From the M62 Junction 17 head towards Bury. We are 50 yards on the right hand side after the third set of lights. The door to our premises is next to Polar, opposite The Masons Pub.

(credit/switch card sales only)



# Month In View

It's still 1998, hopefully the year of the Amiga resurrection.

**Nick Veitch** is still cheerful...

Here at AF towers we are always on at you to get more out of your machine. We have always tried to bring you the skills and knowledge to help you get the most from your Amiga, and I'm pleased to say that this is a tradition we are more than happy to continue. Surely you can't get more out of your computer than to earn a living using it, and that's precisely what we are helping you to do this issue. We have gone to great lengths to bring you a feature packed with facts and information on how to set up your own business based around the Amiga. You will still have to provide some of the effort though!


All work and no play is, er, dull – so why not take a look at some of the games reviewed this issue, like the very interesting *The Shadow of the Third Moon*, or the long-awaited and strangely titled *OnEscapee*.

Unfortunately, *Myst* has not quite turned up yet and there is still no definite news about whether *Quake* will be made for the

Amiga, but there's plenty of other exciting games stuff – check out the news on page 8 and Andy Smith's previews on page 28.

Thanks to your input about our creative section we have a special one-off tutorial this month on creating AmigaGuides. If you want to know how to do something in particular, why not drop us a line – we will be only too happy to help you out.

But possibly my favourite thing of the issue is Power Computing's new tower case. It looks fantastic, it's got loads of room and it's easy to put together – just what millions of A1200 owners have been waiting for. But don't take my word for it, read the excellent review on page 58 written by, er, me.



Nick Veitch  
Editor

**BE YOUR OWN BOSS!**  
You've got the talent, you've got the contacts, you've got the money... now it's time to make your hobby a business. Ben Veitch comes in.

## BE YOUR OWN BOSS PAGE 14

The business of the Amiga is business. Or something. Join Ben as he uncovers how your hobby could earn you a living.

**The Shadow of the Third Moon**  
THE SHADOW OF THE THIRD MOON is the first game in the series... it's a game about to be announced, but let's all say 'go'...

**89%**

## THE SHADOW OF THE THIRD MOON PAGE 32

It seems like we've been waiting for this game for a bit more than just three moons, but it's here now. What will Andy make of it?

**Power Tower**  
No housing your Amiga needn't mean getting a mortgage. Power Computing's latest release has the ease of Lego™ and the styling of something stylish...

**HOW IT WORKS**

**CONSTRUCTING YOUR TOWER**

## POWER TOWER PAGE 58

Is this the most powerful power ever? Power Computing's latest release has the ease of Lego™ and the styling of something stylish...

**OXYPatcher**  
Simon Goodwin helps the commodity that rewrites applications for a much improved performance on 68040 and 68060 processors.

**TABLE 1: LIGHTWAVE 3D TEXTURES BENCHMARK RESULTS**

Configuration	Score
68040	100
68060	150

**TABLE 2: OXYPatcher 4.0 COMPLETE REVIEW TIMES**

Configuration	Score
68040	100
68060	150

**95%**

## OXYPATCHER PAGE 62

The trouble with old software is it was never written with faster processors in mind. OXYPatcher can speed up some of this software dramatically on an '040.



## AF NEWS

- 8 DEVKART 97**  
Top Amiga figures discuss the industry and, erm, race around a track in teeny little karts. Hmmm.
- 9 RC5-64 CHALLENGE**  
The Amiga team is ranked seventh after the RC5-56 challenge, but a new competition has arrived.
- 10 NEW GAMES GLUT**  
Game development is in overdrive with news from Vulcan, Sadness and Alive Media Soft.

## AF REGULARS

- 52 PD SELECT**  
Dave Cusick with sexy Shareware scribblings.
- 71 WORKBENCH**  
There's no problem too big for Graeme Sandiford.
- 76 AMIGA.NET**  
Dave Cusick explains all about emails.
- 78 SUBSCRIPTIONS**  
Get the best Amiga mag delivered to your door.
- 93 MAILBAG & GALLERY**  
All the best scribbles in the Amiga world.

## AF CREATIVE

- 82 DRAWSTUDIO 2**  
Larry Hickmott shares DrawStudio files with other programs and other platforms.
- 84 MUI**  
Everything you need to know about MUI custom classes, with Dr. Karl Bellve.
- 86 NETBSD**  
Chris Livermore discusses Net servers in part 5 of our tutorial.
- 88 AMIGA GUIDE**  
Write your own AmigaGuides as John Kennedy presents a special one-off tutorial.
- 90 ASSEMBLY**  
ARexx signals explained by Paul Overaa.

# Competition!



## WIN EVERY EPIC GAME EVER!

That's right - our fantastic competition offers you the chance to win every single Epic game released between now and, well, forever! What are you waiting for? Turn to page 80 now!

## AF SERIOUSLY AMIGA

### 58 POWER TOWER

Is it worth giving your A1200 a new home? Nick Veitch examines this brand new tower.

Sleek, smooth and smart - the Power Tower certainly looks the part, but should this book be judged by its cover?



### 62 OXYPATCHER

Need to boost the performance of old software on new processors? Simon Goodwin finds out if OXYPatcher is the answer.



The Cinema 4D render test (left) shows how effective OXYPatcher really is.

### 64 X-DVE 3 & FONT MACHINE

These video effects and animation packages reach their third versions. David Taylor sees which is best.


New effects abound in each program, but is it worth upgrading?



### 67 A1200 ETHERNET

Get connected with Ben Vost, who looks at the Hydra Ethernet networking solution.

Will this equipment make your Amiga the perfect machine for complicated networked games?



### 68 ZIP PLUS

The Zip drive has evolved. Ben Vost is very impressed with the changes.


The Zip Plus is sleek and smooth, both in looks and in action.



### 69 PPC

Nick Veitch presents the first in a regular series looking at PPC releases.

The PPC board is ace, but will it get the software support it deserves?






## AF COVER STORY

# 14 SET UP IN BUSINESS

From loans to lighting, products to posture and finance to family, Ben Vost presents the definitive guide to setting yourself up in a business based around your Amiga!



## AF CD-ROMS

### 108 AFCD23

Cologne Show video report, over 200 hard drive installers and all your reader requests!



## AF COVERDISKS


### 104 BLACKS EDITOR TEXT EDITOR

One of the best text editors available on the Amiga!



### AGE OF ROCK

Tetris. With guns. In space. This shooty, puzzly, tricky full version of this game is available exclusively here!



## AF SCREENPLAY

### PREVIEWS

28

We risk life and limb in arcane rites, just to see the games of the future...

### THE SHADOW OF THE THIRD MOON

32

Run for your life! Andy Smith is our last defence against alien invasion in this flight-sim game.

### ONESCAPEE

36

You're stuck on an alien world facing obscure puzzles in this Another World-alike.

### SWORD

38

It takes more than a platform game with machine guns to impress our Andy Smith.

### H-BOMB

39

A new Work in Progress with James Ceraldi.

### READER GAMES

42

Your efforts and your choice of the best game!

### GAME BUSTERS

46

Andy Smith relieves your frustration. You're lucky - he causes all of ours...



Find out which ace games you've missed with our Games Check on page 35 (above, below).



A big bad bloke in *Sword* (left) and top flying action in *The Shadow of the Third Moon* (top left).

## 22 EMULATORS

Simon Goodwin takes a look at another hotch-potch of different emulators.

The VIC-20, Plus 4, C16, Vision-8, BK0010 and ColecoVision emulators (right) explained.





# AMIGA

## News FORMAT

## WHAT'S UP?

DevKart '97

Fat blokes and little karts - the full report!

Amigas for India

2,000 A1200s ordered for February 1998.

Games developments

It looks like being a good year for games.

# Need for SPEED!



**S**unday December 14th, 1997, is a day that will go down in history. Some of the UK's best-known developers all gathered together at a secret location in Milton Keynes for what was to become the first of many DevKarts. At the Cologne show it was generally decided that the developer conference was really just a press conference and that, if an event was going to be organised which had little to do with development on the Amiga, then it might as well be fun.

Steve Jones of HiQ Ltd and David Link from HiSoft took it upon themselves to organise the event, gathering commitments from people as far afield as Thomas Svenson from Swedish Amiga mag *Amiga Info* and Greg Perry from Australia's GPSoftware, together with the cream of British

Amiga developers such as Mick Tinker from Index, Graham Heggie from Hydra and Dave Law from Weird Science. To make the day more official, David Link from HiSoft even got T-shirts printed, but more on that later.

*The biggest difference was seen in the different weights of the drivers (obviously Nick and Ben didn't do so well)...*

All in all, sixteen drivers raced go-karts around a short but vicious track with little space to pass other competitors. With telephonic encouragement from Darreck Lisle from Amiga Inc. (who wanted to come

but whose wife was about to give birth any day) and the prospect of winning a dodgy trophy, the contenders lined up on the raceway. In lots of four or five at a time, we raced around the circuit.

The karts, which were variable in quality at best, were no respecters of driving skill or lack thereof.

Even though some of the racers had driven karts before (one as recently as the day before, eh Rich?), it didn't help at all. The biggest difference was seen in the different weights of the drivers (obviously Nick and Ben didn't do so well) and the women drivers were well suited to throwing themselves around the track at top speed.

As is always the case at these events, there was plenty of red-faced argument about interesting tactics that even Michael Schumacher would be

POS.	CAR NO	TEAM
1	06	Tom Ianiri - Power Computing
2	14	Graham Heggie - Hydra Systems
3	07	David Law - Weird Science
4	03	Heather Jones - HiQ Ltd.
5	15	Ben Vost - Amiga Format
6	04	Stephen Jones - HiQ Ltd.
7	01	Greg Perry - GPSoftware
8	12	Gill Jones - Index Ltd.
9	16	Nick Veitch - Amiga Format
10	09	David Link - HiSoft
11	02	Shaun Cosgrove - Wizard Development
12	10	Richard Kiernan - HiSoft
13	11	Mick Tinker - Index Ltd.
14	05	Jeff Walker - HiSoft
15	13	Thomas Svenson - Amiga Info

The final rankings show a poor performance from the AF team. But everyone else cheated, and our karts weren't as good, honest...



The DevKart champions for 1997. But it should have been us! Just wait until next year...



## Amigas in India

Petro Tyschtschenko has been very happy to announce that India is a new arena of conquest for the Amiga. Well-known Indian distributor Shaf Information and Technologies PVT. Ltd. have signed an order for 2000 A1200s for the beginning of February 1998.

Shaf are authorised dealers for Scala, CIS in France, Deskstation Technology in the US, Digital Processing Systems, makers of the PAR card in the UK and Newtek.

The A1200 is going over to Mumbai in India to be the basis for a low-cost video titling solution for the burgeoning video market there. Pradeep S. Kohli, Shaf's director of finance had this to say: "This first big order will be the beginning of a long relationship between Amiga International, Inc. and Shaf. I am quite sure that other orders will follow to ramp up the Indian broadcast market. Amiga is one of the best and most efficient solutions."

# Shaf




Ready to race, although Ben and Nick were probably already in the bar...

ashamed of, and Thomas Svenson was dismayed at being disqualified during the essential semi-final playoffs, particularly as others who had committed the same offence, namely driving up the backside of another person's kart, had got away scot-free.

The end result was a bit of a surprise. It was generally felt that while Tom's driving was consistently good (apart, obviously, from the time when he went right up the tail end of Ben's car and explained it by saying his kart had no brakes!) he was very tedious and shouldn't have come first.

Most participants were go-karting novices, and found it amazing that although the event took place over about two and a half hours, it felt like a whole-day thing. After some liquid refreshment in the bar, however, we were all raring to go again. The race must go on.



Yet more attractive models with the exclusive DevKart t-shirt.

# RC5 powers up

Although the RC5-56 challenge has been completed, the RC5-64 challenge is picking up steam with some Amigas being able to work out 700,000 keys a second thanks to phase 5's CyberStorm PPC card and the new PowerPC version of the Amiga RC5 client. Because of the nature of the CyberStorm PPC, where you might have been able to get about 118kkeys/sec from your 060, you can now get about 550kkeys from your 604e. Best of all, you can run both the 68k client and the 604e client at the same time to get the maximum of roughly 700kkeys/sec.

The take up for the 64-bit challenge doesn't seem to have been as quick as for the 56-bit contest, perhaps because of the fact that once the 56-bit version was completed people thought that was the end. Nothing could be further from the truth and DES, the people behind the RCA encryption, are also creating a sideline competition, details of which are unknown at this time but which should be available by the time you read this.

The Amiga team is currently ranked in seventh place and we've searched 1,844,344 blocks at a rate of 104,185.04 kkeys/sec. This seems pretty good until you think that we still potentially have 68,719,476,736 blocks to go (phew!). If you're on the net and you have an Amiga, then why not visit

<http://homepage.cistron.nl/~ttavoly/rc5/> for more details?

# Competition!

## Win a limited edition DevKart t-shirt!


This exclusive t-shirt, designed by top fashion guru Jeff Walker and modelled here by the lithe and lovely Ben Vost, was limited to a run of only fifty. We managed to persuade David Link of HiSoft to let us have three of the remaining number for our loyal readers. They come in a "One size fits none"-style of XL, and if you want to grab a bit of Amiga (and racing) history, all you have to do is answer the following simple question:

**Why did Thomas Svenson come last?**

Send your answer on a postcard with your address on it to the following address:

AF Devkart Compo, 30 Monmouth Street, Bath, BA1 2BW.

No employees of Future Publishing or any of the companies named in connection with this story may enter. Nick's decision is final and no correspondence will be entered into. You have until February 28th. Oh yeah, and Murray Walker can't enter either.



Kate Moss will be quaking in her designer boots when she sees the gorgeous models we have here at AF.



Continued overleaf →



# Games news for 1998


It seems like the games side of the Amiga industry is busy giving us news once again. UK publishers like Vulcan, Sadeness and Alive Media Soft are announcing that they've signed up new players in the games world to bring a whole range of games, some familiar in style, others like nothing we've so far seen, to the Amiga market during 1998.

Two factors have started this avalanche of Amiga development. The first is the prevalence of graphics cards for the Amiga and the stability of the software for them, namely *Picasso96*, *CyberGraphX* and *RTG Master*.

Some estimates put the total number of graphics cards in use on the Amiga somewhere around the 50,000 mark, enough for developers to take them seriously. The second factor has been the long-awaited arrival of phase 5's *CyberStormPPC*.

While the *Cybervision3D* might not be that interesting a card, the *CStorm*

Just two of the impressively long list of game releases planned for the Amiga in 1998, both in the *Command and Conquer*-style.



gives you one of the fastest computers around, and all for less than the price of an '040 accelerator when they first came out. All that remains is for phase 5 to

work on a standard Amiga with AGA, or will be severely cut down so that they can still work.

"Well, like what?", I hear you ask. OK. Well, how about *Forgotten Forever*, recently signed up by Sadeness Software. Or *Maim & Mangle*, a game of a similar nature, both *Command & Conquer* clones with their own tweaks, signed up by Vulcan. What about *H-Bomb*, from Aurora Works, for which we start a work in progress this month on page 39.

This is just a small sample of the large number of games coming to an Amiga near you soon. If you want to keep up to date with games development on the web, we can recommend

**Amiga Flame**  
<http://www.amigaflame.co.uk> and  
**Amiga Nutta**  
<http://www.nutts.demon.co.uk/>

Some estimates put the total number of graphics cards in use on the Amiga somewhere around the 50,000 mark...

## More Power!

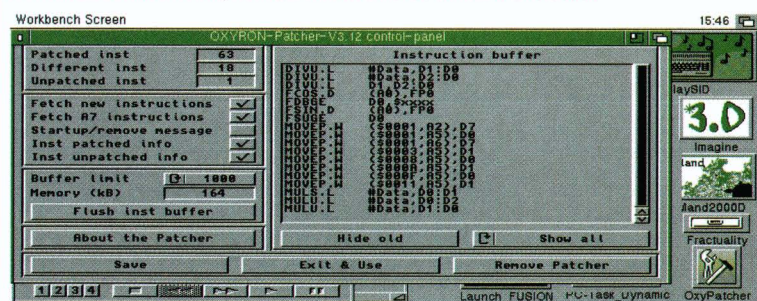
Power Computing hadn't set a price for the Amiga keyboard by the time Nick had done the review of their tower, but they have now. For an additional £30, instead of a horrible Windows95 keyboard, you can have a lovely Amiga 3000 keyboard with proper Amiga keys and everything! What's more, you also get an adaptor to allow you to plug it into your machine too.

Oh yes, and Power have another thing up their sleeves, nothing to do with the tower this time. Power Computing sell a lot of Epson peripherals including scanners and printers. They've now done a deal with Irseesoft, the chaps behind *TurboPrint*, to offer a cut-down version of *TurboPrint* that only works with Epson printers, for just £29.95 instead of the usual £49.95. This gives you all the configurability and glorious printouts you'd expect from *TurboPrint*, but only for the Epson range of printers. For more details on either of these, contact Power Computing on 01234 851500.

## OXYPatcher snapped up

For those interested in getting hold of *OXYPatcher*, but unhappy about having to deal with money orders and getting them to Germany, Weird Science have been announced as the UK distributors for this Amiga Format Gold-winning piece of software. Better yet, their price is even lower than we expected at just £14.99 plus postage and packing.

For more details on this, contact Weird Science on 0116 246 3800.








# Animated Action wins award

Dale Hemenway and Marco Vigelius have decided that the winner for their animation contest should be Aristides Castiglioni from Mexico for his AnimatED animation *The Delivery*.

This is the story of a young anime-style girl on a desperate mission. You can find the animation on this month's CD in the AFCD23:- In\_the\_Mag-/News/ drawer. Enjoy, and well done Aristides!



## Competition!

## Winners in full!

### WHIPPET WINNERS

We had ten Motorola 28.8 modems and one Whippet, Net & Web 2 and a Motorola 28.8 modem to give to the people who got the fact that the whippet has four legs. Those of you who suggested that you knew of one with three were discounted, as were those who counted the number of pins in the PCMCIA port, or on the serial port of the Whippet – you sad, sad people!

So, the runners-up, who all win Motorola 28.8 modems are:  
D.Walker, Liverpool.  
Mr. A. Hall, Stoke on Trent.  
Alan Currio, Falkirk.  
Graeme Milne, Northumberland.  
Paul Farrimond, Gtr Manchester.  
A. Robinson, Lowestoft.  
James Rogers, Rhyl.  
Jorma Tolamo, Helsinki, Finland.  
Christopher Hoey, Solihull.

And the winner, who gets the Whippet, Net & Web 2 and the modem, is:  
Paul Greatorex from Bridlington.

### WORKBENCH 3.1

In case you don't recall, our question for the competition to win one of three copies of Workbench 3.1 for your machine, kindly provided by Power Computing, was:

"How many versions of Workbench (not Kickstart) have been released so far and can you name them?"

This seemed like a good idea, but when we were more sober we thought about it a bit further and realised it's an impossible question to answer! When the time came to decide on a winner, we had to be brutal.

Out went all the cards that didn't bother to put what machine they had, all the cards that, in a way correctly, stated that there had been three versions of Workbench – 1, 2 and 3 (we did say versions and not revisions), all the cards which had made up Workbench revisions like Workbench 2.5 or 3.03 until we were left with a (still huge) pile of cards that basically fitted the right criteria for a correct answer.

We decided on a list of Workbench revisions that we knew from when Nick and Ben first had Amigas and we came up with: Workbench 1.1, Workbench 1.2, Workbench 1.3,

Workbench 1.3.2, Workbench 1.3.3, Workbench 1.3.4, Workbench 2.0, Workbench 2.04, Workbench 2.05, Workbench 2.1, Workbench 3.0 and Workbench 3.1.

That's twelve versions, count 'em. That's the answer we were going to accept.

Unfortunately, not everyone is as wise as us, so we ended up with nobody getting exactly the same results as we did. In the end we decided to choose the following three people to get the Workbench upgrade:

Mr. J. G. Howard, Hebden Bridge;  
Joris Weidener, Schoten in Belgium (the only one who got 1.3.4);  
Rodney Chinn, Christchurch in New Zealand.



Congratulations to all three of you. It was a very hard-fought contest!

The lucky winner of an A1200 from our competition in AF100. Mr Price from the Isle of Wight receives his prize (held by his son) from Nick.



**Eyeteck's Sale Specials: 4-speed CDROM system - £99.95!!!; A1200 Magic Packs w/£180 worth of vouchers - £249.95; EZ-Tower A1200 systems from £349.95; EZ-IDE s/w from £12.50; 030 accel's w/4MB from £79.95, w/8MB from £89.95; 39 Mips '060/50MHz £278.95; A600 33MHz '030/MMU/FPU/standard simm to 32MB - £99.95 -- or with 4MB +£7; with 8MB +£14; LS120 £99.95; (Price down, New Product)**

**Q. What fits in a floppy bay and reads & writes 120 MB PC & Amiga cartridges AND 720KB & 1.44 MB PC diskettes?**

**A. The All-New LS120 ATAPI drive from Eyeteck**

- ✓ 120MB backup and PC 1.44MB diskette compatibility in one unit
- ✓ Bare Drive just **£99.95**. 120MB cartridges just £14.95/1 or £34.95/3
- ✓ EZ-IDE universal EIDE driver software is required - 50% discount when ordered with the LS120 or 4-device buffered interface. Upgrades available from Eyeteck-supplied IDE-fix available - see below right.




**HEALTH WARNING** "A buffered IDE interface is essential to avoid overloading of the A1200's IDE port when adding extra devices" - John Kennedy - AF - July 1997

Don't be tempted to skimp. Fit an Eyeteck 4-way IDE/ATAPI 3-chip buffered expander to preserve your Amiga's Health. The original and best - Just £39.95. Now with 50% discount off EZ-IDE software

## The Mk2 EZ-TOWER - from just £99.95

See our full-page EZ-Tower feature advert in this magazine

... Or buy a CDPlus unit (below) and get an EZ-Tower\* for just £99.95  
(\*as an alternative to the regular CDPlus case)



The CDPlus and SyQuest EZ135 drives. The IDE Zip Drive is the same size as the EZ135



## The Top-Rated Eyeteck CDPlus for the A1200

- ✓ 8-, 16- or 24-speed external CDROM unit in quality, CE-approved case with heavy duty PSU
- ✓ Leaves trapdoor free for accelerators / memory expansion and the PCMCIA slot free for digitisers, modems, samplers etc
- ✓ Option to add additional HD's, CDROMs, LS120s, SyQuests, IDE Zips, Jazs, SyJets, ATAPI tape streamers etc powered from the CDPlus unit
- ✓ Comes with special Eyeteck '060-compatible Mk2 4-device EIDE buffered interface board - easily fitted in minutes with no cutting/drilling (Note that IDE CDROMs must never be directly connected to the A1200 without a buffered interface - ask any qualified electronics engineer!)
- ✓ Gold plated audio phono sockets at rear (CD+ only) and front panel headphone socket and volume control

**Amazing Value - Prices down again!**

4-Speed - **£99.95 see right**

8-Speed - **£148.95**

16-Speed - **£169.95**

24-Speed - **£179.95**

Xmas '97 Special - limited availability  
**4-SPEED A1200 CDROM SYSTEM FOR JUST £99.95!**



Includes 4-speed CDROM, metal case, 4-device buffered interface, PC-type power supply & CDROM power cable, 40-way and 44-way IDE cables and instructions

## Considering a PowerStation?

The CDPlus is now available with a, 230W, CE-approved, PC MiniTower\* or Desktop\* case (which can also power your A1200) - for only £20 extra  
(\*as an alternative to the regular CDPlus case)



Amiga User International - 97% "... It all worked faultlessly..."

Amiga Format - 96% "... An absolutely superb bit of kit..."

Amiga Shopper - 90% "... This is a quality product..."

## D-I-Y and Bargain Corner

Hard-to-find parts for your Amiga project

### Hard, floppy drive cables and cases

- 2.5"-2.5" 44-way 2.5" HD cables: 9cm **£8.95**, 13cm **£9.95**, 60cm **£19.95**
- 2.5" 344-way hard drive cables for 2 x 2.5" drives (8cm+8cm) **£12.95**
- 3.5" power & data cables for A600 & A1200 **£14.95**; full fitting kit **£24.95**
- 3.5" external hard drive cable **£19.95**, 3.5" removable drive case **£24.95**
- 3 x 40-way IDE cable for 3.5" HD/CDROM - 85cm/2' 9" **£9.95**
- Custom 3 x 40 IDE cables to 1.5m/5' (enclose drawing) **£19.95**
- 3.5" hard drive to 5.25" bay mounting adapters **£5.95**
- 3.5" hard drive to 3.5" bay with 3.5" data/power cable adapters **£11.95**
- 3.5" floppy/SyQuest/Zip drive to 5.25" bay mounting adapters **£6.95**
- 40 pin M-F detachable data cable (external 3.5" HD/CDROM's) **£9.95**
- Stimline external floppy/IDE/SyQuest/IDE ZIP/IDE Jaz case **£9.95**
- SCSI cable 25way 'D'(m) to 50way Centronics (m) (1m) **£9.95**
- SCSI cable 50way Centronics (m) to 50way Centronics (m) (1m) **£9.95**
- 2 x 34pin ribbon cable + faceplate for A1200 int'l floppy in tower **£12.95**
- 23p-M to 23p-F external floppy ext'n cable 0.5m **£12.95**; 2m **£14.95**
- Audio & video cables and adapters**
- 3.5mm stereo jack plug to 2 x phono plugs for CDROM **£5.95**
- CDROM standard 4 pin inverted T audio connector & phono plugs **£9.95**
- Phono plug x 2 to phono plug/socket x 2 audio mixer leads **£6.95**
- Stereo 2 x phono plug to 2 x phono plug 1.1m/4' (4.8m/16' **£9.95**) **£4.95**
- Stereo speakers (pair), with amp (16wPMP01) & mains plug **£9.95**
- Power supplies, cables and PC towers/desktops with integral psu** IDE or SCSI CDROM case, 40w PSU, audio & data connect's **£59.95**
- Enhanced metal case PSU for A600/A1200/CD32/CDROM/external HD (fit your old lead - instructions provided) **£29.95**
- Mini-tower or desktop case with 200W/230W PSU, CD & HD/Zip bay, power lead connector block, resistor, cable restraint etc, & full instr's **£39.95**
- Genuine CD32 PSU **£14.95**; Genuine A1200 PSU **£19.95**
- 4-pin M-F HD pw ext'n 0.9m/3' **£9.95**; 4-pin(m)->2x4-pin(f) splitter **£6.95**
- 23 pin m floppy drive connector to 4 pin HD/CDROM power plug **£9.95**

### Miscellaneous

- A1200/SX32 internal cooling fan - dissipate that extra power! **£14.95**
- VGA 23-15 pin adapter for A500/600/1200 **£12.95**; but for A4K **£19.95**
- A4000 kbds (new) for CD32/A2000/3000/A4000 (\*adapter +£5) **£39.95**
- 50MHz capable PGA FPU **£39.95**; A1200 RAM boards **£29.95**
- Amiga CDROM disks - our selection - 5 for **£10.00**
- A1200/A600 internal floppy drives **£24.95**; A1200 keyboards **£29.95**
- Amiga microswitched mouse with mousemat **£6.95**
- ScanQuix3 PC printer cable adapter - parallel Epson scanner **£9.95**
- 28.8/14.4 compact data/fax modems **£39.95**, 14.4/14.4 from **£19.95**
- A1200 Workbench 3.0 disks (5) **£14.95** WB3.1 disks (6) **£19.95**

## Four new Amiga Expansion Products from Eyeteck

PortPlus - high speed serial and parallel port expansion

- ✓ 2 x 460Kbaud buffered serial ports with low CPU overhead
- ✓ PC & Amiga compatible parallel port transferring up to 500K bytes/sec
- ✓ Very easy to fit & leaves PCMCIA & trapdoor free. Zorro versions too!
- PortPlus - 2x serial & 1x parallel - just **£89.95!**
- PortJnr - 1 high speed serial port - just **£44.95!**
- New! PortPlusZ3 - 2xP & 1xS - **£69.95**; PortPlusZ4 - 4xS - **£89.95**
- PortXtra - adds extra 2xS & 1xP to PortPlusZ3/Z4 Zorro cards - **£59.95**

## Apollo Accelerators - Unbeatable pricing

A600 - 33MHz '030 with MMU & FPU exp to 32MB **£99.95**

Entry level A1200 Accelerators - Unbeatable value

25MHz '030 with MMU & FPU. (5 Mips) - Just **£68.95**

33MHz '030 with MMU & FPU. (7 Mips) - Just **£79.95**

Power User A1200 '040/060 accelerators (no tower req'd)

25MHz '040 with MMU & FPU. (19 Mips) - Only **£138.95**

33MHz '040 with MMU & FPU. (25 Mips) - Only **£158.95**

40MHz '040 with MMU & FPU. (30 Mips) - Only **£198.95**

50MHz '060 with MMU & FPU. (39 Mips) - Only **£278.95**

66MHz '060 with MMU & FPU. (51 Mips) - Only **£339.95**

A Standard A1200 is rated at 1.3 Mips. All measurements from Sysinfo

Memory : 4MB - **£14.95**; 8MB - **£24.95**; 16MB - **£49.95**; 32MB - **£99.95**

## Interface Island

Where your Amiga does more

A1200/A4000 non-Zorro

4-device A1200 buffered EIDE i/f **£39.95**

4-device EIDE interface for A4000 **£19.95**

EZ-Key A1200-PC/A2000 k/b adapt'r **£39.95**

EZ-DF0 interface for Sony floppy **£14.95**

EZ-DF0 i/f, with Sony floppy & cable **£39.95**

DiskPlus DD/HDD Amiga & PC 2x FDD i/f

- for A1200 hard drive IDE port **£64.95**

- for A1200 clock port **£69.95**

- for A4000 IDE port **£69.95**

PortPlus 2x 460Kbaud ser + 1 x par **£89.95**

PortJnr 1x 460Kbaud serial port **£44.95**

Amiga mixer skts/leads for EZ-Tower **£19.95**

Zorro III/II

GG2+ - use PC cards in Z2 slots **£129.95**

IDE/PSU 3x2 IDE + 2x DD/HDD PC & Amiga

floppies. With full IDEfix CDROM s/w **£79.95**

SX32Mk2 - **£149.95**

SX32Pro50 - **£299.95**

SX32Pro40EC - **£249.95**

## ScanQuix3 Scanner Software

for all Epson parallel or SCSI scanners and HP, Mustek, Artek SCSI scanners

"An excellent piece of software"


Gold award - Amiga Format 11/97

✓ 24 bit scanning with full range of editing options

✓ 'Scan-to-disk' option in jpeg or IFF formats

✓ Stand-alone use or integrates with your Art package (Photogenics, ImageFX, AdPro, XiPaint, Pagestream 3, DPaint5, ArtEffect, PPaint)

ScanQuix v3.0 - only **£59.95**



## Amiga 1200 Magic Packs

- Direct to Eyeteck from Amiga International Inc.

- ✓ Full UK specification with Kickstart 3.1/Workbench 3.1 disks and manuals, UK psu, mouse, mousemat and TV lead.
- ✓ Fantastic software bundle including Wordworth 4SE, TurboCalc 3.5, Datastore 1.1, Photogenics 1.2SE, Personal Paint 6.4, Organiser 1.1, Pinball Mania and Whizz.
- ✓ Three very special Eyeteck bundles designed to meet every need and budget - all with 12 months return-to-base warranty

### The Eyeteck Starter Pack

Just **£249.95**

### The Eyeteck Productivity Pack

Just **£299.95**

### The Eyeteck EZ-Tower Professional Pack

Just **£799.95**

- ✓ Diskette pack as above with 2MB graphics/program memory and built in hard drive interface. Hard drive and memory expansion recommended for non-games use.
- ✓ Over £180 worth of discount vouchers for future hard drive, CDROM, accelerator/ memory and EZ-Tower upgrades from Eyeteck

- ✓ As above with 2MB graphics/program memory and 170MB hard drive. Just switch on & use straight from the box!
- ✓ Scala MM300 preinstalled on the hard disk (needs 4MB memory expansion to run properly)
- ✓ Over £180 worth of discount vouchers for future hard drive, CDROM, accelerator/ memory and EZ-Tower upgrades from Eyeteck

- ✓ Full EZ-Tower with EZ-Key keyboard adapter, Windows95 keyboard, and 250W psu, with software and manuals as above and with mouse, mousemat & TV lead. (No A1200 k/b or psu)
- ✓ 25MHz '040 processor (approx 19 Mips) with MMU & FPU and 16MB of program memory.
- ✓ 1.7GB TowerDrive with Workbench 3.1 and shareware utilities preinstalled
- ✓ 8-speed CDROM including the Eyeteck 4-device buffered interface and fully registered CDROM/hard drive/IDE Zip drive/LS120 driver software preinstalled
- ✓ 880KB floppy drive including faceplate
- ✓ Fully installed and tested together with all relevant cables and manuals

AND the option to have fitted:

✓ An LS120 720KB/1.44MB/120MB drive/cable for just **£99.95 extra** (at time of purchase only)

## EZ-IDE New! Only available from Eyeteck - the Amiga IDE/ATAPI peripheral specialists. Probably the only hard drive/CDROM/LS120/ZIP/SyQuest s/w you'll ever need.

- ✓ Supports LS120, Zip, Jaz, SyQuest and other IDE/ATAPI removable cartridge drives AUTOMATICALLY. Cartridges just appear on the Workbench when inserted and disappear when ejected! Eyeteck's IDE ZipPrep Tools are also included.
- ✓ Optimises IDE hard drive performance automatically. Eliminates 'MaxTransfer' nightmares.
- ✓ Extensive CDROM support including multidisk changers, direct digital audio transfer, CD32 emulation, high performance filesystem support for Amiga, Mac and PC CDs.
- ✓ Ready-to-use as shipped. No sending away to foreign parts for registration codes as with the 'commercial' versions of IDE-fix97 and Atapi PnP.


EZ-IDE s/w **£34.95**

Upgrade from Eyeteck-supplied\* IDE-fix **£12.50**

With\* 4-dev i/f, CDPlus, IDE Zip or LS120 **£17.50**

Competitive u/grade\* **£24.95**

\*Trade-in & proof of purchase required



for the AMIGA

The most comprehensive, fastest printing system for all WB2.x+ Amigas

Supports the latest printers from Epson, Canon, HP

Introductory Price **£39.95**

## The Amazing Iomega IDE Zip Drive

Another first from Eyeteck

- ✓ Use a different cartridge for each application or family member
- ✓ Ideal for transferring multimedia data between Amigas and/or other platforms
- ✓ Fits in any Amiga/desktop/minitower floppy drive bay or in external case



The IDE Zip drive fitted in an A1200

Bare IDE Zip drive (inc Eyeteck V2.0 Ziptools) - Just **£99.95**

EZ-IDE (or equiv) software required - Just **£17.50** with drive

100MB Zip cartridges just £14.95/1 or **£34.95/3** (A600/1200 buffered interface needed)

STOP PRESS! - While stocks last

600dpi 1-pass, 24-bit, SCSI A4 flatbed scanner

WITH ScanQuix 3 Amiga scanner software

Just **£199.95** (inc PC & Mac s/w)

## A1200 TowerDrives

TowerDrives are only available from Eyeteck



The A1200 3.5" InstantDrive

### Important Note!

Thinking of buying a BIG drive? Don't waste your money on ANY DRIVE OVER 4.3GB as the Amiga O/S doesn't support it! (2^32-1 bytes actually). They appear to work but overwrite the RDB after 4.3GB into the drive. Be warned!

- ✓ All drives come ready-to-use with WB3.0 preinstalled & WB2.x install script.
- ✓ All drives over 350MB also come with over 40 top quality utilities (not shovelware) and MME multimedia authoring software preinstalled, configured and ready-to-run.

TowerDrives: 1.2GB **£129.95**

1.7GB **£149.95** 2.11GB **£159.95**

3.2GB **£189.95** 4GB (to the limit!) **£249.95**

## 2.5" InstantDrives for the A600, A1200, SX32 & SX32 Pro

20MB An entry-level drive ideal for the SX32Mk2 and A600. Limited stocks **£34.95**

170MB A 2.5" drive ideal for the SX32Mk2 and for the A1200/A600 **£79.95**

540MB A fast, superslim drive with ample capacity for most users **£129.95**

1.08GB The high performance superslim drive is ideal for power users **£179.95**

1.8GB This top-of-the-range drive is perfect for the A1200 & SX32Pro **£189.95**

## Eyeteck Group Ltd

The Old Bank, 12 West Green,

Stokesley, N Yorks, TS9 5BB, UK

Tel UK: 07000 4 AMIGA

01642 713 185

Tel Int'l: +44 1642 713 185

Fax: +44 1642 713 634

eyeteck@cix.co.uk

www.eyeteck.co.uk

Voted AUI Amiga Company of the Year 1996/7

Next day delivery to EC and USA/Canada. Worldwide deliveries in 2-7 days from receipt of faxed order and payment details. (eg SX32 next day to NYC £25.30)

UK m/and next day insured del'v charges: S/w, cables, buffered i/f £3; 2.5" drives, accel's, mem boards £6; manuals £7; 3.5" drives, modems, psu's £8.50; Twrs, CD+ £10. (\*2day Ring/fax/email for other delivery costs)

UK bank/building society cheques, Visa\*, Mastercard\*, Switch, Delta, Connect, Postal/ Money orders accepted. \* A 3% surcharge is applicable to all credit card orders.

Due to space limitations some of the specs given are indicative only - please ring/write for further details. Please check prices, specs and availability before ordering. If ordering by post please include a contact phone no.

Goods are not supplied on a trial basis. E&OE. All prices include VAT at 17.5%.

VAT is not applicable to non-EC orders

**EYETECH**



## New! The Eyetech Complete Guide to Towering your A1200

**Do-it-yourself EZ-Tower kits; Mk 2 EZ-Tower assembly; Keyboards and keyboard adapters; High density floppies; 100MB+ cartridge drives; Multiple IDE/ATAPI devices; Zorro slots; High-res graphics cards and scan doublers; PC-Pentium slave boards; Amiga-PC Networking & Integration; Port exp'n.**

### Do-it-Yourself EZ-Tower

If you are confident about undertaking a small amount of metalwork using hand tools then this is your lowest cost route to a really professional A1200 Tower system - capable of all the other expansion opportunities outlined on this page.

To build your D-I-Y EZ-Tower you will need to:

- Remove the back panel of the supplied PC tower by drilling out the aluminium pop-rivets
- Remove a section of internal shelving by making three short hacksaw cuts
- Trim down a removable plate using metal shears or a hacksaw and deburr any sharp edges with a file
- Fasten the custom back panel back in place using the screws provided or your own pop rivets.
- Clip the A1200 power adapter on to the PSU cables using a pair of pliers and the Scotchlock (squeeze-type) cable joiners provided.

That's it! You've just saved yourself £20 for around 20 minutes work.

The Eyetech DIY EZ-Tower costs just £99.95 - including all the components supplied with the ready-built Mk2 EZ-Tower.

The DIY EZ-Tower is also available to non-UK customers without the PC tower FOR EXPORT ONLY at £49.95 inc VAT @17.5%

### Floppy drive and backup options

Bear in mind that you should always have a bootable floppy drive connected to the internal floppy drive 34-pin header as this may be the only way to boot your computer in an emergency. (Catweasel, Diskplus etc are not bootable)

Your DF0: options are:

- Use your old drive with the faceplate & extension cable supplied.
- Use Eyetech's EZ-DF0 adapter - £14.95, or £34.95 complete with new Sony floppy drive mechanism with built-in faceplate.

Backup and high density floppy drive options:

- Mount your external floppy in the EZ-Tower as DF1. (Its lead must be at least 70cm or you'll need a 50cm extension cable - £12.95)
- Use a DiskPlus interface (you can still use 4 drives on the IDE port - Catweasel doesn't allow this) for DD/HDD/XHD Amiga/PC disks
- Use an Eyetech LS120 drive\* on the IDE port. Reads & writes PC format 720KB/1.44MB diskettes & 120MB superdisks. (£14.95/1 or £34.95/3)
- Use an Eyetech IDE Zip drive\* for standard data interchange with PCs, Mac's (supported by Shapeshifter) and other Amigas.

\* Eyetech EZ-IDE software required

### Looking for an all-in-one package? Why not treat yourself to the Eyetech EZ-Tower Professional Pack?


Just look what you get for an unbelievable £799.95!

- EZ-Tower** with full UK specification A1200, Kickstart 3.1/Workbench 3.1 disks and manuals, mouse, mousemat, TV lead and 250watt psu.
- EZ-Key** keyboard adapter, Windows95 keyboard.
- 25MHz '040** processor (approx 19 Mips) with MMU & FPU and **16MB** of program memory.
- 1.7GB TowerDrive** with Workbench 3.1 and shareware utilities preinstalled
- 8-speed CDROM** including the Eyetech 4-device buffered interface with fully registered EZ-IDE CDROM/hard drive/IDE Zip drive/LS120 driver software (see main ad for EZ-IDE details)
- 880KB floppy drive** including faceplate
- Fantastic software bundle including **Wordworth 4SE, Turbocalc 3.5, Datastore 1.1, Photogenics 1.2SE, Personal Paint 6.4, Organiser 1.1, Pinball Mania and Whizz**
- All items fully installed, tested and ready-to-go!

AND the option to have:

- An **LS120** 720KB/1.44MB/120MB super floppy drive/cable installed in your machine for just **£89.95 extra** (at time of purchase only)

The EZ-Tower has great accessibility!



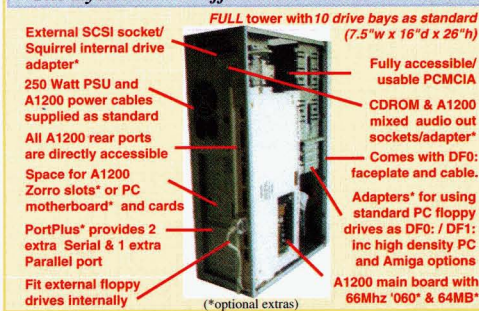
Just undo 5 screws to remove the back and side panels. Another 4 screws and the PSU can be moved to allow you fully access the A1200 board.

EZ-Tower Pricing Information

Code	Description	Price £	Code	Description	Price £
EZ-Tower cases, systems, keyboards & accessories			Zorro adapters, graphics cards, LS120 & floppy drives		
CASE-FT-1200	EZ-Tower case	119.95	ADPT-22-A12/1	1-slot Zorro 2 adapter	99.95
CASE-FT-KIT	EZ-Tower DIY option	99.95	ADPT-22-A12/7	7-slot Zorro 2 adapter	179.95
CASE-FT-EXKT	EZ-Tower w/ PC case	49.95	EZ-KEY	EZ-KEY upgrade for 22 adp	35.00
A12-MGR-EZTW	EZ-Tower w/ A1200 system	799.95	GFX-CV643D	Cybergraphics 4MB 22 card	159.95
APC-CF1-EZTW	EZ-Tower w/ Pent PC syst	899.95	AUTO-MON	AUTO-MON switch for CV643D	39.95
APC-SIA-UG	Siamese upgrade for above	99.95	EZ-VGA	EZ-VGA 23p in-line scandbl	79.95
KBD-A4000	A4000 k/b intl 6p minidin	39.95	4-dev	4-dev EIDE buff interface	39.95
ADPT-KBD-6P5P	6-pin mini to 5 pin adpdr	6.95	DVR-EZIDE	Univ'l IDE/ATAPI dvr/enhan	34.95
KBD-WIN95	Win95 kbd 5p EZKEY compat	19.95	EZIDE w/ TMT-121	CD4/LS120	17.50
ADPT-KBD-1200	EZ-KEY auto Amiga/PC 5pin	39.95	HD3-LS120	3 x 120 MB superfloppies	34.95
ADPT-AUD-EZTW	Audio mixer Amiga/CD RCA	19.95	INT-12C-DSKPL	DiskPlus FDD i/f DD/HD/XHD	69.95
ADPT-SCS-EZTW	Squirrel int/ext SCSI adp	12.95	6xIDE(exp->10)	DD/HD/XHD PD79.95	
ADPT-DF0-TWR	Floppy extn cab & faceplt	12.95	INT-SER-PPL	2 x 460Kbaud s/p	89.95
ADPT-DF0-FP	Int floppy drive faceplate	6.95	INT-SER-PJR	1 x 460Kbaud hghspeed ser	46.95
INT-DFD-DF0	Int DF0 Sony PC FDD i/f DF0	14.95	ADPT-HD-2/3	2.5"HD->3.5" bay & cab adap	12.95
FDD-INT-DRINT	Sony FDD w/faceplate/EZDF0	34.95	CAB44-2W-60C	2.5"HD 60cm cab 44-44 way	19.95
PLUG-IEC	Rewirable PSU outlet plug	4.95			

## The All-New Eyetech EZ-TOWER

"This definitely one of the easiest solutions to building your own tower." Amiga Format - July 1997  
 "The Eyetech tower offers clever solutions with a Velcro easfit mentality" Cu Amiga - Oct 1997



It Couldn't be Easier!

- Remove the case top and keyboard ribbon cable (No shield removal required).
- Slot in the ribbon cable from the optional PC/Amiga keyboard interface.
- Mount existing and new hard and floppy drives and CDROM units in the bays using the screws provided.
- Connect up the drives power and data cables.
- Clip the A1200 motherboard/base into the custom backpanel.
- Push on the power/HD/FDD LED adapter and the A1200 power connector.
- Put back the outer case. That's it! ...

Now You've Got Tower Power!

### A fabulous, time-limited EZ-Tower System offer\* from Eyetech!!!

- Ready built EZ-Tower with 250w PSU
- EZ-Key keyboard adapter, Windows95 keyboard.
- Full UK specification A1200, Kickstart 3.1/Workbench 3.1 disks, manuals, mouse, mousemat and TV lead.
- 880KB Sony floppy drive including faceplate and EZ-DF0 interface
- Fantastic software bundle including Wordworth 4SE, Turbocalc 3.5, Datastore 1.1, Photogenics 1.2SE, Personal Paint 6.4, Organiser 1.1, Pinball Mania and Whizz
- All items fully installed, tested and ready-to-go!

Complete EZ-Tower floppy system as described left (component price £495) for **Just £349.95**

Why not have these upgrades installed at time of purchase only at the following very special prices:

- 1.2GB TowerDrive and cable for **Just £79.95**
- Apollo '030/33MHz accelerator with MMU, FPU and 8MB memory for **Just £89.95**

\* Prices in this box are not valid in conjunction with any other offer from Eyetech

What about PowerPC upgrades?

The Blizzard PowerPC boards from phase5 will fit in the trapdoor space of an EZ-Tower'd A1200, with or without a Zorro expansion board. However you should bear in mind that the PPC boards will be limited to providing 'subroutine' support to specially written 680x0 programs (just like an expensive FPU) for the foreseeable future. If and when a proper native PPC Amiga operating system is available Eyetech will start stocking and supporting these boards directly.

### Graphics cards, scan-doublers and the single-slot Zorro option

The Eyetech single slot Zorro adapter fits close to the A1200 main board allowing a PC motherboard and selected PC cards to be fitted simultaneously. It has primarily been designed for use with Amiga Graphics cards such as the Cybergraphics 64/3D from phase5. Please note that as there is no practical, reliable way to abstract the video signals present on the A4000 Zorro video slot from an A1200 (without soldering onto the main board) you cannot successfully use the built-in/optional scan doublers on the Picasso IV or Cybervision/643D boards with any add-on A1200 Zorro adapters.

To overcome this limitation Eyetech has produced two plug-in adapters which can be used either individually or together - depending on your existing monitor's scanning capabilities. The **AUTO-MON** adapter works in conjunction with the Cybervision 64/3D card to automatically display the output of your current program whether retargeted to the CV64/3D card or displayed via the AGA chipset. If you have an Amiga-compatible multisync monitor the **AUTO-MON** is all you need for seamless use of your Amiga.

The **EZ-VGA** adapter is an external unit that attaches to the 23-pin video socket of any Amiga and automatically scan-doubles any 15Khz screen mode signals so that they display correctly on a normal PC SVGA monitor. PC-compatible screen mode signals (DBLPAL, Productivity, Super72 etc) are passed through unaltered.

**AUTO-MON adapter £39.95**  
**EZ-VGA adapter £79.95**

### Love your A1200 but need PC compatibility for work or study purposes? Then you need Eyetech's EZPC-Tower system for your A1200.

Just £899.95 gets you a ready-to-run system with:


- A full Amiga EZ-Tower system ready to take your A1200.
- Jumperless 266MHz-capable 'TX' PC Pentium board with 166MHz cpu, 32MB of memory, Windows 95 keyboard, mouse and Windows 95 operating system.
- High performance, high res graphics card with full screen/full frame rate MPEG playback (with sound).
- 32-voice high performance sound card with direct-to-disk, CD-quality recording software.
- 1.7GB hard drive, 16-speed CDROM, 2 x serial, 1x parallel ports and 1.44MB high density floppy drive.

### AND either the Eyetech EZ-PC integration pack:

- The Eyetech **EZ-VGA** compact, external Amiga scan-doubler to display 15KHz modes - eg games - on a PC SVGA monitor.
- PC-Amiga networking software** which allows all PC side hard drives, floppy drives, CDROM drives and networked drives to be read from and written to by the Amiga, including cable.
- The Eyetech **EZ-Key** PC keyboard adapter for the Amiga
- A remote desktop switchbox to flip monitor and keyboard between the PC and Amiga sides


### OR the Eyetech Siamese pack (additional £99.95):

- The full **Siamese** system version 2.5 software including retargetable graphics.
- The Eyetech **EZ-VGA** compact, external Amiga scan-doubler to display 15KHz modes - eg games - on a PC SVGA monitor
- The Eyetech **EZ-Key** PC keyboard adapter for the Amiga
- The **AUTO-MON** automatic monitor switch to display either the PC graphics card output (including retargeted Amiga screens) or the scan-doubled Amiga output for Amiga screens - such as games - which will not retarget onto the PC display



The A1200 EZ-Tower

All EZ-Towers ...  
 ...feature a slide-out mounting frame for fitting either ...  
 ...a standard PC motherboard and cards, or...  
 ...a Zorro board and cards (as well as your A1200).



...a standard PC motherboard and cards, or...



...a Zorro board and cards (as well as your A1200).

**Eyetech Group Ltd**  
 The Old Bank, 12 West Green,  
 Stokesley, N Yorks, TS9 5BK, UK

Tel UK: 07000 4 AMIGA  
 01642 713 185

Tel Int'l: +44 1642 713 185

Fax: +44 1642 713 634

eyetech@cix.co.uk  
 www.eyetech.co.uk

Voted AUI Amiga Company  
 of the Year 1996/7

**EYETECH**

Next Day delivery to EC and USA/Canada.  
 Worldwide deliveries in 2-7 days from receipt of faxed order and payment details. (eg SX32 next day to NYC £25.30)

UK m/land next day insured del'y charges: S/w, cables, buffered i/f £3; 2.5" drives, acc'f's, mem boards £6; manuals £7; 3.5" drives, modems, psu's £9.50; Twrs, CD+ (2day) £10 Ringfax/email for other delivery costs

UK bank/building society cheques, Visa, Mastercard, Switch, Delta, Connect, Postal/ Money orders accepted. \* A 3% surcharge is applicable to all credit card orders.

Due to space limitations some of the specs given are indicative only - please ring/write for further details. Please check prices, specs and availability before ordering. If ordering by post please include a contact phone no.

Goods are not supplied on a trial basis. E&OE. All prices include VAT at 17.5%. VAT is not applicable to non-EC orders



# Be your own BOSS!

You've got the talent, you've got the contacts, so why not start a business? Perhaps you need some pointers on where to start – that's where **Ben Vost** comes in.

Every day *Amiga Format* receives calls, emails and material from readers who are incredibly talented. These people must have thought about setting themselves up in business to get more profit from their hard work than the occasional reader prize of fifty quid that we offer. Last February, Tony Blair said that, "small and growing firms are the bedrock of a successful enterprise economy. A healthy, vibrant small business sector creates wealth, employment and new ideas and products."

Starting your own business can result in better rewards than you ever thought possible and can also mean the hardest work you've ever done in your

life. There's no clocking off at five in the evening, content in the knowledge that someone else can take

responsibility for the office until you return the next morning at 9:00. It'll be down to you to make all the decisions that will affect your business, from staffing to making sure there's enough tea. This is also a Good Thing™ since there will be no-one to tell you you're not working

hard enough (except you, and you'll be a much stricter taskmaster than anyone else if your business is to succeed), and, to a certain extent, you can pick and choose the hours you work.

But starting a business can seem to be a daunting prospect, particularly in the Amiga world because your marketplace might seem quite small.

However, there are some niches available to Amiga owners the world over that are ideal for a small business to start up in. I should point out that although I have said "world" in the previous sentence, this guide is geared towards the UK, but that doesn't mean that a lot of the information can't be applied in other



The rewards of running your own company can be huge, but it will take a huge amount of work before they can be reaped!





countries, as long as you get all the facts you need wherever you live.

Don't take my word for any of the legal or paralegal terms or bank details. The one thing I've really learnt when researching this article is that thoroughness is probably the first word you'd better learn when starting a new business. That applies to all you UK readers too.

One of the best things about setting yourself up in business these days is the fact that there is so much help available. Not only are banks a great source of information, they'll quite happily talk to you about the ins and outs of setting yourself up in business and listen to your ideas for setting the world alight, without forcing you to set up an account there and then.

Most banks today will also try to assign you one business account manager so you don't find yourself explaining your ideas and problems to different people every time. This also means that as your business develops, so too will your relationship with your account manager.

Even better than a bank is the Business Link. This is a free service to businesses starting up and also ones in operation where advisors are on hand to help with any queries you may have

and can even offer training courses on various techniques, from marketing to management and more.

If you are starting a new business, you would be a fool not to take full advantage of the service that a Business Link offers. You can check your local phone book for the one nearest you. There were over 237 Business Links around the country in 1997.

**“Starting your own business can result in better rewards than you ever thought possible...”**

There are other advisory bodies, some of which can help with grants too, such as the Prince's Youth Business Trust which helps with the setting up of businesses run by 18-30 year olds, Instant Muscle, for unemployed people who are at some disadvantage in the jobs market and Shell LiveWIRE, for young entrepreneurs aged between 16 and 30. Contact details for all of these bodies can be found below or at your local Business Link.


There are also help organisations once you get started like the Federation of Small Businesses, The Forum of Private Business and the Small Business Bureau, along with your local Chamber of Commerce, which can all help with facilities, advice and training.

Selling hardware is not really a niche market in the Amiga industry unless you design it for yourself, like Jens Schönfeld, the creator of Catweasel, because the existing companies are all very well-established. Software is more viable, either in terms of getting distribution of an existing title or writing your own.

The area in which you're most likely to be able to set up a successful business is offering a service. Whether it's bespoke programming, an advice line, graphics, DTP, music or writing HTML, setting yourself up in business doing one of these things is more likely to be an extension of what you already do for a hobby. If so, you're likely to have all or most of the equipment you're going to need, resulting in less capital outlay for your new company.

**Continued overleaf →**






Let's take setting up a company in order of which tasks to perform first.

**1.** Do you want to set yourself up in business? It might seem like an obvious question but you should be aware of all that it entails. Are you self-disciplined enough, do you need security to be able to sleep at nights and how long can you live without making a profit? These are all questions you should be asking yourself.

**2.** Decide what your business will be. Where will you work from, what services or products you will offer, what equipment will you need



to start your business with? Who will you need to talk to about setting up your company and what sort of company will it actually be?



Could you cut it as a freelance artist in the business world and consistently produce stunning images like this?

# Ergo-what?


Ergonomics, so my dictionary informs me, is the study of the relationship between workers and their environment, especially the equipment they use. I'm pretty sure that if you intend to set yourself up in business using your Amiga then you're going to be sitting at a screen for most of the day, and probably well into the night to boot. While sitting on a kitchen chair is fine for a quick game of *Sensi*, it's not ideal for working on day-in and day-out. There are other considerations too:

**1.** **Lighting.** Try to make sure that the lighting in the office is not direct, say a single lightbulb. This is probably the worst kind of light you can use because it'll cause awkward glare on your screen.

Fluorescent tube lighting is better, especially if you get daylight bulbs which simulate light from the sun. Either way, make sure that your light is shielded from you in some way.

Just as bad is no light at all. I'm sure we've all sat at the machine while it goes from daylight to dusk and then to pitch black night, but try to make sure you turn the lights on.


Indirect lighting is essential if you're going to be spending long periods sat in front of a monitor.



**3.** If you've decided that you can deal with all this, then you need to think about who your target audience is going to be. If, for instance, you are setting yourself up as a graphic artist, you need to think about who your clients are going to be and, more importantly, what they are going to pay.

This is perhaps one of the hardest parts of setting up a business. You'll need to think about what your competitors will be offering, how much they charge, why your company would be better for the client and so on.

**4.** You'll need to think about all the costs involved with starting and running your business and how you'll get paid, both by your customers



and in terms of your salary. These are all things that can be done before you leave your current employment or before you sign off the dole.





A chair and desk set at the correct height are essential to avoid poor posture.

**2** Sitting. Your desk and chair are equally important. Try to get a good quality desk, one with adjustable height if you can afford it. Extra 'returns' (side add-on bits for your desk) are also useful if you need extra space. A proper office chair with adjustable posture settings is a must. A wrist rest can help reduce the risk of RSI, although they do take some getting used to.



spreadsheet on your Amiga to keep track of company accounts, and a DTP package or word publisher to make out invoices, you'll want to have a higher resolution screen than 640 x 256.

If you have an A1200 or other AGA machine, you'll have the ability to run your computer in Multiscan mode which should work on a VGA monitor, and which will certainly run on the MicroVitec multiscans.

Owners of older

Amigas should consider buying a scandoubling device like the GrandTV Amazing box we reviewed last issue so they too can use a higher resolution. Most monitors these days are also far healthier for you than sitting a foot away from a TV screen, so there are benefits to be gained there too.

Of course, all these points don't mean that you should get

discouraged from starting your business if all you have is a kitchen chair, a rickety table and a TV set, but this kind of equipment will help your image if you have customers visiting your workplace, and is better for your health too.

Like most business equipment, you can collect it all as your business builds up and you plough profits back into the company.

**3** Environmenting (OK, so that one doesn't work). If, as I suspect, most of you will be starting your business from home, make sure you aren't doing it at the kitchen table. If you can't set aside a whole room for your business, at least mark off a portion of one room that will act as your office. Try to avoid having distractions like TV sets in your office, at least until you are firmly established. There's nothing worse than the temptation to watch *Teletubbies* when there are invoices that need to be made out.

**4** Monitoring. One further point specific to Amiga users. A TV set isn't a good enough display device if the Amiga is going to be your sole computer. If you're going to be using a

Not only will these points make your office look much more impressive and businesslike if clients visit you, they will make it a much safer and healthier place in which to work.



This is the thinking and planning stage. It'll be a lot of work, particularly if you have to undertake it in the evenings after a long day's work. It might also be a problem if you have to talk to potential clients or competitors whose hours are more office-like.

At this point you needn't have thought of a name for your company or products, we'll come on to that later.

Let's go through this list in more detail. Our first point is that you really need to be the kind of person who can rely on themselves to get things done. As a small businessperson you'll also need to have other skills necessary for business. If you are the company's sole employee, you'll need to be able to sell to potential clients, to manage the company accounts and to deal with the other minutiae of business generally. If you're not the only employee then you'll have to add people management to your list of skills.

You may not have all these skills, but your local Business Link can help you train up for them and your local TEC will be useful for courses on things like book-keeping or sales techniques.


If you are married or have other dependents then the reasons for setting yourself up in business have to be explained to them. It can help, since you can then pressgang the rest of the family to help you with your work, sealing envelopes for the kids, accounts for the wife and so on (it's just an example! I'm not being sexist or ageist, honest!). However, starting your own business without the blessing and full support of your family can be a very hard thing and might result in you having to make the unenviable choice between work and family.

The money aspect of it is just one facet. There will be hard times ahead

**... you really need to be the kind of person who can rely on themselves to get things done.**

Continued overleaf →





# Types of company

There are several different types of company that you can set up, the most common of which are listed below.

← when you start your company and money will be tight, unless you are incredibly lucky. You must be honest with yourself, and your partner, about this. It's likely that you won't be taking a family holiday for a while, not just because of the money but because you need to be available for work.

If you are running your business from home it adds extra problems, such as the line between working and being with your family, being interrupted by them or getting phone calls. Your Local Enterprise Agency may have very cheap office accommodation available to you. If you are going to work from home, it is best to clearly delineate working times when you should not be disturbed.

Our next point is more organisational. What sort of business will you have? If you are going to offer a service then, as we said before, it's quite likely that you won't need to spend much money on equipment. However, you'll still need to decide on your pricing structure for the services or products you offer.

You'll also need to work out what sort of company is going to best suit you. Most people working from home will probably start off as sole traders, but perhaps being a limited company might be better for you, or possibly even a co-operative if you think you'd be better off working with other people to offer a full range of services.

The third step is possibly the most important to the success of your business. When you go to see the bank about a new account, a loan or one of the other organisations mentioned about a grant, you'll need to have a



**1** **Sole Trader.** This means you! You can set up as a sole trader with very little difficulty. You'll need to inform your local tax inspector and contributions agency, which you can do with a form (CWL1) which is available at any tax office.

The major downside to being a sole trader is the fact that you will be fully liable for all debts incurred by the company. This means that you cannot separate your personal wealth from that of the company, and if your business fails you can lose everything.

*Sole trader status is fairly easy to obtain, but remember that you will be fully liable for any debts your company makes.*

**2** **Partnership.** You can form a partnership with someone, but make sure it is a legally binding one. You should get a solicitor to draw up partnership papers, but sit down with your prospective partner first and draw up a list of responsibilities. This should include how much money each partner will put in and how the profits will be split, what will happen if one partner dies or decides that they want to give up and so on.

In a partnership you will be jointly liable for all debts incurred by the company and one partner can still be held responsible for the debts the other partner has created. Again, this is a full liability deal.

*Partnerships should be legally binding, and again you are fully liable for any debts incurred.*

**3** **Limited company or Public Limited Company.** Limited companies are time consuming and awkward to set up on your own, so a solicitor or accountant is needed here again. However, you can buy an 'off-the-shelf' company, which saves a lot of the hassle, for about £150. Public Limited Companies are probably going to be out of the reach of our readers, since they need to have share capital of at least £50,000. With a Limited company, directors only have a limited liability but the rules are far more stringent.

**4** **A Co-operative.** A co-operative is a company run by its workers. Co-operatives aren't very common but can be good to 'beef up' the appearance of a company so it presents a common face, when in actual fact it is a collection of individuals all working together. Co-operatives are also strictly controlled and require a minimum of seven co-operative partners.

As before, your local information centre (bank, Business Link, etc) can provide you with detailed information on the pros and cons of each type of company, but setting yourself up as a sole trader is by far the easiest way to go. When you ask about different sorts of company types, you should also ask about the tax and VAT benefits and the problems that each type of company faces.

business plan which should take into account your market. You can't just postulate that you'll make a million in your first year as everyone you talk to will want to know exactly how.

You should examine the market you are about to enter in great detail. If you are going to be selling a product, like software, you'll need to know all about competing software in the marketplace and why someone should choose yours. It's not a question of saying "because mine is better". You have to be brutally frank with yourself about your product.

If you are offering a service it can be even trickier. How much should you charge for a picture? What about a website or a song? These questions can

be solved in two ways. The first is to call around people offering similar services and find out how much they charge.

The second is to work out exactly what creating a picture or a song costs you. It might seem silly, but this should take into account how much electricity you'll be using on it, what your phone costs are going to be and so on. You'll also have to add in what you expect to get paid, what your staff or partners will get paid, plus your margin for profit.

You really need to use both methods. Without doing so you might find out that Websites R Us are offering to do HTML for £35 an hour which you reckon is outrageous! You could do it for £10 per hour, or so you think until

**It's not a question of saying 'because mine is better'. You have to be brutally frank with yourself about your product.**




# What's in a name

One of the things you'll have to think long and hard about is the name of your company and/or your product. Services won't have names unless you offer differing levels (a gold, silver and bronze service, for instance), but the name of your company is vitally important. You can't completely change it once you've started unless you want to lose credibility with potential customers and you have to be careful that the name you choose hasn't already been taken by someone else, or translates in a foreign language to something you wouldn't want. Bum crisps might sound fine to Spanish crisp eaters, but I'm fairly sure they wouldn't be most British people's crisp of choice!





The translation side of things is proving much easier for people these days, thanks to the overwhelming presence of the Internet. You should be able to find Amiga users around the world who can tell you that by calling your company 'SenzuriSuru' (well, you might), you might actually be offending some Japanese people. The Internet can also provide a handy sounding board for trying out new names for your company or product, but don't take the answers you get too seriously.

Suggestions for company names usually revolve around your name (Joe Smith Trading), the type of product or service that you are offering (Digital-anything for a graphics company perhaps) and completely made-up names are good for products (things like nylon or kevlar are very good examples of this).

You should also consider the area of the market you're going to be targeting. Are you approaching the 'cheap and cheerful' crowd or do you want to go for the 'luxury' customers? Choosing a name appropriate to your aspirations and those of your customers is important too. Calling your product 'Blahblah Gold' or 'Tum-ti-tum Professional' will give a different impression to say, 'Blahblah Basic' or 'EZ Tum-ti-tum!' Printing your letterhead and business cards on dayglo paper will give a different impression to using navy blue and gold. Make sure you get this kind of thing right at the beginning and it will help you forever after. As with most things, your handy clutch of advisers at the bank and Business Link can give you a helping hand with this.



Names are vital in business – as you would imagine, Gateway 2000 is likely to attract a different sort of client than dogsbollox.com! (below, left).



With recent articles on making your own Shareware software, TV shows and music, *Amiga Format* is an excellent source of ideas, information and inspiration, and could be a good place to you to advertise your business!

you check out what that hour of your time actually costs you.

Pricing yourself out of the market either way is a very dangerous habit and one that can only be cured by knowing exactly what the average going rate for your product or service is.

The other thing you'll need to do is to work out what your potential market is – how many people will need what you offer. If you are only going to be offering your services to other Amiga

users, your task might be easier than trying to work out how many people and companies have websites that you could be creating. However, you will still have to work out what the total number of potential customers is and what percentage of that number you can convert to using your company. Sounds like fun, doesn't it?


Lastly, you'll have to determine what the running costs of your business are going to be. You should check with

the people who can advise you, like your solicitor, your bank, the Business Link and so on, about the costs of running a business from home or from an office and what sort of twists and turns there are that you can take advantage of.

You may decide at this point that your business won't be viable if it's full-time, but that's OK as these people can

Continued overleaf →





help you with that side of things as well.

As a new businessperson, you'll find that the collection of software on your machine will have to grow somewhat. Typical additions to your collection will almost certainly include things like spreadsheets for profit and loss forecasts, word processors for invoicing, mailshots and company letters, and perhaps an accounts package, although you could use a spreadsheet.

If you don't want to get a dedicated fax line, you may well find that a fax modem and a piece of software like *STFax* will help you offer a good service

to your customers. You may well find that add-on hardware like CD-ROM writers or a Zip drive become essential too. A database to keep customer details in is also a vital tool Phew!

Finally, remember that this is just a little guide to get you going and give you ideas. Speak to the real experts and you'll get the absolute best advice that there is – that's what they are there for.

If after all this you still decide to go ahead with starting your business plan and looking up your local TEC or Business Link, we at *Amiga Format* wish you all the best with your endeavours.

## Shout about it!

Advertising is another area which must be taken into account when starting a new business. Without it, no-one will know you exist. Too much of it, or the wrong sort, will soon mean that your company doesn't! Whether you choose to target your customers via a website, through direct mail attacks or by taking ads in magazines, like, say, this one, will depend on exactly what you are offering and what end of the market you are aiming at.

A website is an easy option and doesn't have to cost too much. You can even sell to anywhere in the world. The only problem with websites is the fact that they are 'passive' advertising. You can't force people to look at your page. Sure, you can take banner advertising on another site (try to do this by swapping banners, rather than paying for the service), but someone still needs to click on the banner to get to your site.

You can even offer secure sales over the web without requiring merchant status in this country (the ability to charge credit cards) by using First Virtual. It's cheap and easy to use, and even though you won't get paid for a while, it may still be worth looking at (go to <http://www.fv.com>).

Other options include direct mailings. This is where you pay for a database of names and addresses so you can send out a letter to a prospective customer offering your services. The only problem with this

approach is that many people dislike junk mail and won't look at it on principle. The same applies if you try to send UCE (Unsolicited Commercial Email) and you can be chucked off your ISP's server. The final and most expensive method of advertising covered here (anyone want to know about TV or radio advertising?) is in magazines. HTML coders, musicians or artists won't need to (or want to in many cases) advertise in *Amiga* magazines, but you still need to find the best ones for your market.

Magazine advertising really doesn't work for a one-off ad campaign. You really do need to make a commitment for half a year or so to ensure that people take notice of your ad. Otherwise they tend to think that you might have gone bust, or it's a case of "out of sight, out of mind".

A website is a cheap and effective way of advertising your business, but there are other, less passive, options available.

### Webtastic

Isn't it time you were on the web?

Webtastic can give you a great-looking website that people will visit again and again. Give us a call on 01234 567890 or email us at [sales@webtastic.com](mailto:sales@webtastic.com)

### O! THAT'S MINE!

One thing you have to be very careful of in business is not treading on anyone else's intellectual toes – and making sure no-one treads on yours. Patent and copyright law is a murky part of the British legal system, and one we don't have the space to go into here, but suffice to say that terms like "passing off" will become of utmost importance to your company. If you are going to be making something rather than offering a service, you should consider the ramifications of getting a patent or copyrighting your product via a trademark or registered trademark.

Be warned, however, that anything you do to protect your invention is hard to maintain, particularly if you have to go to court over the issue. Because court cases of this nature go through the civil court it means that you'd better have extremely deep pockets to be able to see it through. Speak to your local Business Link advisor to get more help on this section of the law.

There are some books that are acknowledged as being helpful:

- *How to Make Money From Your Software – Legal and Business Aspects* (ISBN 0 906214 31 9) by Anne Staines and published by ESC Publishing.
- *The Protection of Computer Software, its Technology and Applications* (ISBN 0-512-42462-7) edited by Derrick Grover and published by Cambridge University Press.

Both books are fairly old, but still have relevant details.

### FURTHER INFORMATION


You can contact the organisations we have mentioned at the numbers listed here:

Association of British Chambers of Commerce: .....01203 694484  
 Federation of Small Businesses: .....01253 720911  
 The Forum of Private Business: .....01565 634467  
 Instant Muscle: .....0171 603 2604  
 The Prince's Youth Business Trust: .....0171 543 1234  
 Shell LiveWIRE: .....0345 573252  
 The Small Business Bureau: .....01276 452010  
 Business Link .....Local telephone directory  
 Direct mailing companies .....Local telephone directory  
 TECs (Training and enterprise Councils) .....Local telephone directory

A very good general reference book which isn't biased (although it has the Lloyds logo on the cover) is the *Lloyds Bank Small Business Guide* (ISBN 0-14-0268836-7 priced £12, but Lloyds give it to you if you open a business account with them). It's published every year, so the information is usually pretty up-to-date and very thorough.

I must thank a number of people for all their help with this feature, without whom it certainly wouldn't have been as interesting or thorough. In no particular order:

Jane Ball from Lloyds Bank in Bath, Julian Newton from Barclays Bank in Bath, Joanna Eustace from Business Link West in Bath, Brian Butcher at Shell LiveWIRE in Newcastle, Claire Winterton and Tina Rhodes from the Prince's Youth Business Trust in London, Errol Madoo from EMComputergraphic in Clacton, Simon Goodwin, freelancer from the Midlands, and Chris Wiles from Active Technologies in County Durham, who gave me the initial inspiration for this piece.





# SALE

## HAVE A SCSI CD-ROM NEW YEAR!



3X SPEED PACK AVAILABLE @ £109<sup>95</sup>  
12X SPEED PACK AVAILABLE @ £169<sup>95</sup>

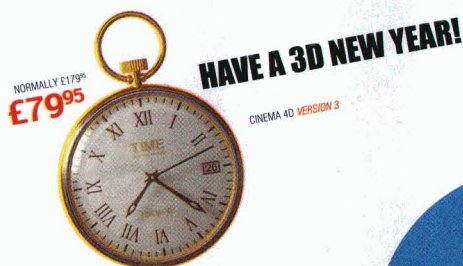
NORMALLY £99<sup>95</sup>  
**£79<sup>95</sup>**

DOUBLE SPEED CD-ROM DRIVE PLUS SQUIRREL SCSI INTERFACE PLUS FREE CD (MAY DIFFER FROM THE ONE ILLUSTRATED)

## HAVE A W-W-WEBBY NEW YEAR!

NET&WEB 2 PLUS ENTERPRISE 33.6Kbps MODEM PLUS FAST WHIPPET SERIAL INTERFACE

NORMALLY £179<sup>95</sup>  
**£129<sup>95</sup>**



## HAVE A 3D NEW YEAR!

CINEMA 4D VERSION 3

NORMALLY £179<sup>95</sup>  
**£79<sup>95</sup>**



## HAVE A BURNING NEW YEAR!

NORMALLY £52<sup>95</sup>  
**£39<sup>95</sup>**

MAKECD PLUS FIVE GOLD DISKS



NORMALLY £39<sup>95</sup>  
**£14<sup>95</sup>**

NORMALLY £49<sup>95</sup>  
**£19<sup>95</sup>**

NORMALLY £29<sup>95</sup>  
**£9<sup>95</sup>**

DISK MAGIC 2 MEDIA MAGIC MAXON MAGIC

## HAVE A MAGIC NEW YEAR!




NORMALLY £24<sup>95</sup>  
**£16<sup>95</sup>**

## HAVE A MIDI NEW YEAR!

## HAVE A CODING NEW YEAR!

HISOFT BASIC 2 PLUS DEVFAC 3 PLUS HIGH SPEED PASCAL



NORMALLY £169<sup>95</sup>  
**£39<sup>95</sup>**

OUTSIDE THE UK?  
PHONE +44 1525 718181  
FAX +44 1525 713716

## HAVE A MEGAPROBE NEW YEAR!



NORMALLY £59<sup>95</sup>  
**£24<sup>95</sup>**

MEGASOUND 8-BIT DIRECT-TO-DISK SOUND SAMPLER PLUS SOUNDPROBE SAMPLING & EDITING SOFTWARE

**TO ORDER, CALL FREE ON**  
**0500 223 660**



Call free (within the UK) to order any HISOFT product using your credit/debit card. We accept Mastercard, Visa, Switch, Delta, American Express etc. at no extra charge. Carriage is £3 for software, £4 for hardware (2-3 day service) or £6 for guaranteed next day delivery (for goods in stock). All prices include UK VAT. We also accept cheques, POs and official purchase orders. © HISOFT 1998. E&OE.

**HISOFT**  
SYSTEMS

**EXCLUSIVE TO AMIGA FORMAT READERS – SALE MUST END 28/2/98**  
**WHEN ORDERING, PLEASE QUOTE REFERENCE: AF NEW YEAR SALE**



# Old Commies Emulation

Simon Goodwin checks out another mixed bag of emulators.

AFCD23:-In the Mag-/Emulators

ON THIS

MONTH'S CD

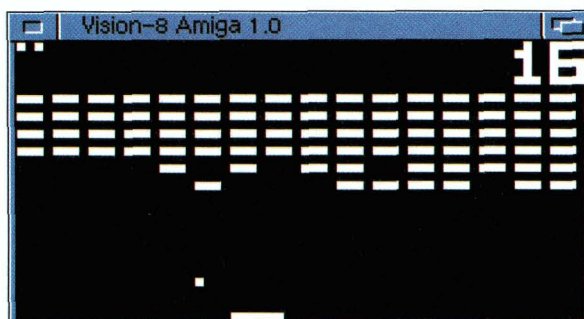
This month we test emulators for lesser-known Commodore home computers – the VIC-20, precursor of the C64, and the Plus 4 and C16. We also examine emulators for Vision-8, BK0010 and the ColecoVision console.

## OLD COMMIES #1

Commodore's VIC-20 sold millions worldwide, thanks to a good keyboard, passable sound and reasonable graphics. Though limited to just 23 lines of 22 characters on the screen, the small number of character cells in a complete screen meant programmers could obtain fast pixel-addressable colour graphics by redefining characters. At that time, rival systems were stuck with preset character shapes or mono bitmaps.

The name VIC-20 is not auspicious. The 20 refers to the internal memory, but the majority of that is fixed ROM code, derived from the earlier PET. Only 3K is available for the user. The emulator offers the option of 3K, 8K or 16K expansion memory, enough for virtually all of the available software.

The letters stand for Video Interface Chip – the C64 equivalent is labelled VIC-2 – but sounds distinctly rude in countries which pronounce the letter V as an F. Caught out before with the Commodore PET (Personal Electronic Transactor, or 'Commodore Fart' to Francophones, infringing a Philips trademark for good measure), you might expect CBM to choose names more carefully. But it's not just computer firms that run into name translation problems. The Rolls Royce



Vision-8 is a minimalist emulator, in every sense



Silver Mist slid down the pan in Germany, for similar reasons!

The Amiga VIC emulator is pretty good, though the documentation leaves something to be desired. It runs from an icon and has a conventional close gadget. A configuration file sets up system ROMs and RAM expansion.

*The Amiga VIC emulator is pretty good, though the documentation leaves something to be desired.*

You get two versions, one for old 68000 Amigas, inevitably pretty slow, and one for 32-bit systems, which runs at a quite acceptable speed given a little

## CONTACTS

This AFCD includes Vision-8, the embryonic Coleco emulator and the more useful combination of FMSX 1.4 and Mission. There's the C16 and Plus 4 emulator A4, an updated 1541 disk file system, and version 0.65 of the VIC emulator, with system ROMs and Cosmic Cruncher. VIC-20 games appear on FTP sites and the commercial *Flash ROM* and *Emulation Unlimited* CDs.

Console emulators continue to advance rapidly, with six updates on the CD – two very early Super Nintendo (SNES) emulators, two improved NES ones, plus AmiMasterGear and a new port of VGB with better Amiga integration.

### FTP SITES

CBM +4, C16 & VIC emulation:

[nic.funet.fi/pub/cbm/](http://nic.funet.fi/pub/cbm/)

### Coleco:

[ftp.komkon.com](http://ftp.komkon.com)

### VIC-20:

[hrz.uni-kassel.de/pub/machines/vic-20](http://hrz.uni-kassel.de/pub/machines/vic-20)

### WEB SITES

#### Coleco:

<http://www.gamepen.com/gamewire/classic/classic.html>

#### Mission:

<http://www.komkon.org/~dekogel/mission.html>

#### VIC-20:

<http://www.geocities.com/SiliconValley/Wa/y/1038/>

#### Vision-8:

<http://www.komkon.org/~dekogel/vision8.html>



Commodore's VIC-20 introduced the C64-style box.



Sargon was the first micro Chess program to play a reasonable game.



The VIC screen means a rather squashed PacMan maze.





Our Ben honed his keypad skills on a ColecoVision console.

# COLECOVISION


The screen is rather narrower than it should be, occupying only about half the Amiga display area on a PAL screen.

Quick Amigas must be sluggish to run programs at a proper speed. Command line arguments set the rate of keyboard and screen access, but I needed to clobber my Cyberstorm with CPU NOCACHE to render games playable. The default updates one screen frame in four, which is fast but rather jerky. The tooltype SCREEN=0 boosts redrawing to full speed, and is quite efficient as a delta buffer seems to be employed.

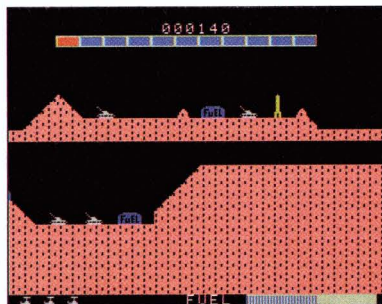
Sound is reasonable but you only get pure, rather clicky, notes because it lacks support for random noise.

Keyboard handling is authentic but rather irritating as the cursor keys don't work as normal.

Just like a real VIC or C64, you must press SHIFT to move upwards or left, and the Amiga key that normally scrubs out the last character zooms the cursor disconcertingly to the top left corner of the display.



The Coleco version of Galaxians looks pretty authentic.



Coleco SuperCobra running - just about - on fMSX and Mission.

controller can access these via a 'standard' 5.25 inch floppy disk drive, with its own 1541 handler.

The original author, Pieter van Leuven, is having problems with his Amiga, but he has passed the source to Milan Polle, who has taken time off from his PPC developments to work on the next version, with a GUI, better sound, graphics and compatibility. He's eager to hear from existing users.

## PLUS 4 AND C16

Flushed with success after the Commodore 64, the follow up to the VIC-20, Commodore produced some peculiar low-cost variations which were less successful, although mass produced in large numbers in the late eighties. Like many eight-bit machines, these were based on Chuck Peddle's minimalist 6502 processor.

The C16 was an economy version with the main selling-point of the C64, the 64K memory, slashed to 16K. ROM cartridges and special versions of simpler C64 games were produced for the C16, and for a while it was well-supported with budget cassettes. However, the addition of extra ROM holding an editor/assembler and much-improved BASIC wasn't enough to bring it out from under the C64's shadow.

Another attempt to cut costs brought forth the obscure C116, a re-packaged C16 with the typewriter keyboard supplanted by wobbly

calculator-style keys. C16 software also runs on the C116 and on the expanded Plus 4 variant.

Plus 4s have 64K memory like C64s, and the extra ROM of the C16, packaged in a slimline black box with 32K of additional 'business' software on ROM. The name comes not from Edwardian trousers but from the inclusion of four productivity programs in the ROM, making the Plus 4 a rival for integrated business bundles like Sinclair's QL, or so Commodore hoped. Unfortunately the built-in software was too feeble for serious use.

A4 is the Amiga's emulator for Plus 4, C16 and C116 computers. It has reached version 0.2 and is stable and quite usable in BASIC, but needs more work on the keyboard and graphics emulation. I tried some Plus 4 programs from the FUNET archive, which also holds the necessary ROMs, and found that the scores and text messages appeared correctly, but not the graphics.

The AmigaGuide is not very helpful, merely telling users "Don't use the GRAPHIC command", at least until version 0.3, and promising updates for colour and sound.

The registered version of A4 costs a mere \$5, and can load and save to Commodore disk drives as well as files on Amiga drives. You must know the name of the file you want to load, as there's no way to load a directory yet and the demo cannot save to any drive.

A4 runs on a private screen in PAL, NTSC or VGA mode. It requires Kickstart 2 and at least a 68020 with fast memory. It's noticeably faster and more stable than version 8 = 232 the initial PD release, but still needs a lot of work.

## COLECOVISION

ColecoVision consoles came from the toy firm behind the Cabbage Patch dolls and sold six million in two years. They're based on the same Texas graphics chip as the TI-99/4A, Britain's Memotech and Einstein, and Japanese MSX micros, with reasonable sprites but no hardware scrolling. A later computer version, the Coleco Adam, added a printer and some 'floppy tapes'.

The story of Coleco emulation on the Amiga is rather sad. The emulator on Aminet is unfinished and was released without the knowledge or consent of its author. It's more effective to use double-emulation, running Coleco software on top of MSX emulation as Coleco hardware is closely related to MSX.

Aminet's ColEm.LHA is an unfinished port of Marat Fayzullin's Coleco emulator for Unix boxes. The Unix ColecoVision emulator was based on fMSX, substantially rewritten for the Amiga by Hans Guijt. Hans set about adapting fMSX into a Coleco emulator,

66 Keyboard handling is authentic but rather irritating as the cursor keys don't work as normal. 99


## TRANSFERS

You can transfer programs via the VIC user port and a cable to the Amiga parallel port, although you need both machines in the same room to do this, and must type in a short program at each end to manage the transfer.

Amiga C and 6502 assembler source is provided. If you can read eight-bit ROMs then it's easy to transfer cartridge games. Indeed, many of the games on emulator CDs appear to have been moved in that way.

Another neat way to move programs is via the 1541 disk format, given some VIC software already on old CBM diskettes. The venerable C64 drive was developed for the VIC-20, and can be connected to the Amiga and accessed with PD handlers written for C64 emulators. The CatWeasel add-on disk

Graphics are not the strong point of the C16/Plus 4 emulator



Continued overleaf →

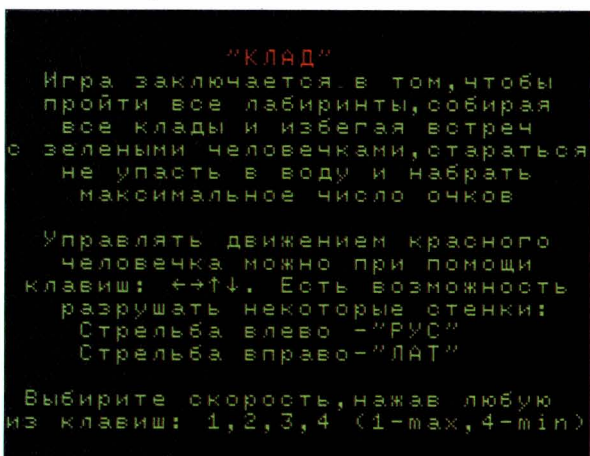


but gave up because it didn't work, except on games that already ran (in their MSX incarnation) on fMSX. He could not pinpoint the problem without a real ColecoVision, and he'd never even seen one.

Generous soul that he is, Hans offered the unfinished sources to four other coders, on the promise that they would not release the buggy code. However, someone broke this agreement, and now he gets several messages each month asking why his emulator doesn't work. ColEm should never have been released.

Hans is considering building Coleco emulation into fMSX, but this is not a priority. Meanwhile Mission, a Coleco emulator for MSX, has arrived. This runs via MSXDOS on Amiga fMSX. It's not perfect, but it runs better than ColEm ever did. It's a long way round, but so far is the best option.

Meanwhile Juan Gomez's MSX2.4



was intended to include Coleco emulation, although I could find no sign of it in version 2.51, which lacks any documentation. Development of Juan's emulators was always sporadic and is slowing because he's got a new job, but Coleco emulation is certainly on his 'to do' list.

## VISION-8

The prize for smallest programs must go to Vision-8, which emulates CHIP8 systems. These were very simple games written in a portable pseudocode for old micros and Coleco consoles. The Vision-8 emulator also runs on MSX, MSDOS and Unix. Full C source code has been provided.

Programs are selected from a standard requestor after clicking on the icon. The eight sample games total a little over 2K of code, and include sliding block puzzles, bat and ball games and a sub-Invaders shoot-em-up, rendered in uncompromising chunky monochrome, *TellyTennis* style. There's even a beep, although just the one.

Vision-8 runs in an Amiga desktop window, or optionally under the Amiga version of X-Windows. It requires Workbench 3 and a 68020 or better.

Documentation is scant and control is minimal. Amiga joysticks are not supported so you must use a preset rectangle of keys to emulate a 16-key matrix keypad. Vision-8 is a curio, fine as far as it goes, but that's not very far.

## OLD COMMIES (2)

BKEmul is perhaps the most bizarre emulator to arrive on Aminet in recent months. It does a great job of emulating the BK0010, a Russian-made computer with home micro-pixel graphics and a rip-off minicomputer processor.

The BK0010 was launched in Moscow in 1985, the same year as the Amiga 1000. More than a million were made between then and 1993. They're not particularly fast, perhaps a quarter of a MIP with a following wind, but they're exceptionally easy to program in 16-bit CISC assembly language.

The processor is a PDP-11 clone, based on DEC's minicomputer design,

BKEmul uses an Amiga PAL custom screen with an invisible close gadget, with 256 lines of mono or RGB colour and 512 or 256 pixels per line. The 4K geometric and plasma demos supplied are surprisingly good. The real thing drives two monitors simultaneously, one in mono and one in colour, from the same bitmap. On the Amiga, the HELP key toggles the displayed mode. Graphics cards are not supported.

Half of the 64K address space is occupied by an old-fashioned but comprehensive 23K BASIC interpreter and an 8K monitor ROM, with another 32K split between graphics and programs. Keys can generate Roman or Cyrillic characters and are toggled using left and right ALT. The original cassette interface is diverted to use the Amiga file system.

BKEmu requires at least Workbench 2 and a 68020 with 1Mb RAM, and a 40MHz 68030 is recommended for full speed. The series of KLAD platform games supplied were too fast for joystick control on my 68060, though they were playable from the keyboard.

This is one for emulator, processor and Cyrillic enthusiasts, because I can't imagine that many AF readers have ever heard of a BK0010, let alone used one. But it is very well done, and will amply reward the curious.

## NOW WHAT?

This is the ante-penultimate part of this record-length AF series. Now I've said it. The end is nigh. But the next article may be the most interesting of all. Next month, we check out UAE and Fellow, emulators that claim to run Amiga software on alien hardware.

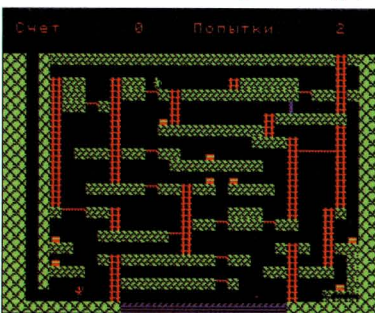
We know that PC emulation is a challenge for Amigas. Even the fastest Amiga makes a sluggish PC. But is the reverse true? Is it realistic to abandon Commodore's hardware and run your favourite programs on an Intel box?

We'd be shirking our responsibility if we did not give the same scrutiny to emulation of the Amiga that we've shown to emulation on the Amiga, especially as Cloanto have launched a commercial Amiga emulation package, 'Amiga Forever', with the blessing, and licensed ROMs, of Gateway 2000.

The last 18 months of eager emulation activity has brought a dozen or more major updates to emulators previously reviewed, and some of them have been utterly transformed since I first looked at them.

There are several loose ends that need to be cleared up, like the prototype SNES emulators, vintage CP/M, TI 99 and pure CPU emulators which deserve brief mentions. After all this effort, we'd hate to miss anything.

The ultimate part of this series will fill in the gaps and look back over recent progress. The fat lady's on the horizon, but she's not singing yet...



Platforms and ladders, Russian-style.



KLAD-1 has simple instructions - in Russian of course.

KLAD spawned the inevitable souped-up sequel.

**The last 18 months of eager emulation activity has brought a dozen or more major updates to emulators...**

perhaps the most elegant processor ever made. I cut my teeth as a professional assembler coder writing CAD software on a PDP-11, and it led me, among others, to the 68000, even though Motorola's processor isn't quite as orthogonal as its DEC inspiration.

Apart from obscurity, there's little to fault about BKEmul. It's fast, free and friendly. It comes with well-written assembler source code and good documentation, in the form of HTML pages for any Web browser, which look better than the usual AmigaGuides, with neat tables and diagrams.



**Open Late**  
Wednesday & Thursday  
9:30am until 7:30pm

**Open Sunday**  
11am to 4pm

**FIRST**  
COMPUTER CENTRE

Visit us on the Web! - <http://www.firstcom.demon.co.uk>

**DELIVERY COSTS**

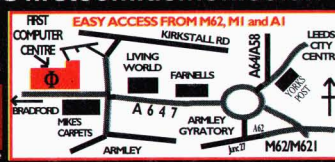
- 2-4 Week Days £5.00
- Next Week Day £7.00
- Saturday Delivery £15.00

Delivery per order, not per item. Subject to availability.

**Tel: 0113 231 9444**  
Fax: 0113 231 9191 BBS: 0113 231 1422  
E-Mail: Sales@firstcom.demon.co.uk

Showroom Address:  
Dept. CU, Unit 3, Armley Park Court  
Stanningley Road, Leeds. LS12 2AE

Please allow five working days for chosen hardware. Prices are correct at the time of going to press. Please check latest prices before ordering. All sales are subject to our standard terms and conditions of sale. Copy available upon request. E&OE. Dated 03/12/97



**AUTHORISED REPAIR CENTRE**

Our in-house engineers can offer you a no-obligation **FREE** estimate of repair on your Amiga or any computer peripheral. A delivery tariff of just £5.00 is charged or alternatively, visit our large showroom. We can also arrange for your items to be collected by courier for an additional charge of £11.00

**Amiga Hardware**

**Amiga Magic Packs**

Includes Wordworth V4SE, Datasource, Organiser, Turbocalc 3.5, Personal Paint V6.4, Photogenix 1.2SE, Pinball Mania, & Whizz. Now also includes Directory Opus 4.12.

A1200 - 2Mb RAM - No HD	<b>£249.99</b>
A1200 - 6Mb RAM - 170Mb HD	<b>£349.99</b>
A1200 - 68030EC/40MHz 10Mb RAM 170Mb HD	<b>£419.99</b>
A1200 - 68040/25MHz - 18Mb RAM 1.3Gb HD	<b>£599.99</b>
A1200 - 68040/40MHz - 18Mb RAM 1.3Gb HD	<b>£699.99</b>

Hard drive equipped versions of the Amiga range come with Scala MM300 preloaded. Amiga 68040 machines include a 250 Watt PSU as standard.

**Hard Drives**

**2.5" IDE Hard Drives**

Includes installation software, screws, and instructions. For A600/A1200 machines

85Mb	<b>£58.00</b>	524Mb	<b>£114.00</b>
120Mb	<b>£72.00</b>	810Mb	<b>£129.00</b>
350Mb	<b>£99.00</b>	2.1Gb	<b>£165.00</b>

**Build Your Own SCSI Hard Drive!**

- SCSI Case with built in PSU **£50.00**
- SCSI Hard Drive (Select from right)
- SCSI Squirrel Interface **£45.00**
- Optional Construction **£10.00**
- Includes all Cables & Software

**3.5" Bare Hard Drives**

IDE	SCSI
1.7Gb <b>£122.00</b>	540Mb <b>£159.00</b>
2.1Gb <b>£135.00</b>	840Mb <b>£199.00</b>
2.6Gb <b>£148.00</b>	2.1Gb <b>£229.00</b>
3.2Gb <b>£154.00</b>	3.2Gb <b>£263.00</b>
6.4Gb <b>£154.00</b>	4.5Gb <b>£684.00</b>

**3.5" IDE Hard Drive Install Kit**

Includes set-up software, cables and full instructions. See above for Hard Drive prices

**Only £19.00**

**Part Exchange**

**Money off your new hardware purchases!**

Call for pricing now to part exchange your old items, and get real value for your unwanted monitors, printers, memory, computers, etc.

**Second User Bargains Available Now!**

Totally refurbished units, with a three month minimum warranty. Call for current stocks.

Please note, we do not buy items for cash. Goods can only be exchanged against a more expensive purchase.

**Power Units**

**PRIMA ATOM**

**HEAVY DUTY PSU**

- High Quality 200 Watt PSU
- Colour Co-Ordinated Casing
- 4 Times Standard Power

**Now Only £59.00**

Standard Amiga PSU **£29.00**

**Memory / Acc.**

Prima A1200 4Mb RAM **£60.00**  
Prima A1200 8Mb RAM **£75.00**

Includes Battery Backed Clock. Add £25.00 For 33MHz Co-Pro

1Mb 30 Pin (1*9) 70ns SIMM	<b>£7.00</b>
4Mb 30 Pin (1*9) 70ns SIMM	<b>£21.00</b>
4Mb 72 Pin (1*32) 60ns SIMM	<b>£15.00</b>
8Mb 72 Pin (2*32) 60ns SIMM	<b>£25.00</b>
16Mb 72 Pin (4*32) 60ns SIMM	<b>£43.00</b>
32Mb 72 Pin (8*32) 60ns SIMM	<b>£96.00</b>
256 x 4 DRAM (DIL Type) (each)	<b>£5.00</b>
Prima A500 512k RAM No Clock	<b>£17.00</b>
Prima A500+ 1Mb RAM	<b>£25.00</b>
Prima A600 1Mb RAM No Clock	<b>£25.00</b>

**A1200 Accelerator Cards**

Blizzard 1230-50 **£90.00**  
Blizzard 1260-50 **£319.00**  
Blizzard SCSI Module **£70.00**  
200MHz Impulse Upgrade **£CALL**  
Viper IV 42MHz With 4MB **£79.00**

**Storage**

**iomega Zip Drive**

**Only £135.00**

- Includes One 100mb Cartridge
- Fast SCSI Interface Version
- Includes Cable & Amiga Zip Tools

Zip Drive 100mb Media (each) **£10.00**  
Squirrel to Zip Adapter **£18.00**

A SCSI Interface may be required at an extra cost. See Squirrel section on this page, above right.

A500/A500+ Internal Drive	<b>£35.00</b>
A600/A1200 Internal Drive	<b>£35.00</b>
A4000 Internal Drive	<b>£80.00</b>
Golden Image External Drive	<b>£42.00</b>

**WIZARD SATURN**

**only £39.00**

Free Dir. Opus 4.12!

**Printers**

**Canon**

BJC-30 Colour Inkjet **£160.00**  
720 x 360 DPI Mono Printer. 30 Page ASF Built-In

BJC-80 Colour Inkjet **£189.00**  
720 x 360 DPI Mono Printer. 30 Page ASF Built-In

BJC-250 Colour Inkjet **£136.00**  
720 x 360 DPI Mono & Col. Cartridges Supplied. 80 Page ASF

BJC-4300 Colour Inkjet **£186.00**  
720 x 360 DPI. Optional Colour Scanner Cart. 5ppm Mono

BJC-4550 Colour Inkjet **£258.00**  
720 x 360 DPI. Up to A3 Colour Printing. Dual Cartridge Printing

BJC-620 Colour Inkjet **£222.00**  
720 x 720 DPI. Four Separate Cartridge Colour Printing

**CITIZEN**

ABC 24 Pin Dot Matrix **£110.00**  
300 DPI. 50 ASF Built-In. Optional Tractor Feed at £35.00

ProJet-IIC **£130.00**  
300 x 300 DPI Colour Inkjet Printing. 70 Sheet ASF Built-In

Printiva 600C **£292.00**  
600 DPI Colour. 1200 DPI Mono. Advance Micro Dry Tech.

**EPSON**

Stylus 400 Colour Inkjet **£169.00**  
720 x 720 DPI. 4ppm Black, 3ppm Colour. 100 Sheet ASF

Stylus 600 Colour Inkjet **£235.00**  
1440 x 720 DPI. 6ppm Black, 4ppm Colour. 100 Sheet ASF

Stylus 800 Colour Inkjet **£313.00**  
1440 x 720 DPI. 8ppm Black, 7ppm Colour. 100 Sheet ASF

**HEWLETT PACKARD**

HP-340C Portable Colour **£180.00**  
600 x 300 DPI Mono, 300 x 300 DPI Colour. 2ppm Mono

HP-400C Colour **£133.00**  
600 x 300 DPI Mono, 300 x 300 DPI Col. Both Cartridges

HP-690C Plus Colour **£200.00**  
300 x 300 DPI Colour Printing. Now Even Faster.

HP-870CXI Colour **£256.00**  
600 x 600 DPI Mono, to 8PPM. 600x300 Colour to 4PPM

HP-6L Mono Laser **£279.00**  
600 DPI. 1Mb RAM. 6 Pages Per Minute Printing

Dual Parallel Printer Switchbox **£13.00**  
Includes cable. Other types & specifications also available

**Monitors**

**AMIGA**

1438/1402 14" Multisync **only £259.99**

**MICROVITEC**

1701 17" Multisync **only £399.99**

**Software**

Aura 8 Bit Sampler **£30.00**  
Blitz Basic v2.1 **£20.00**  
Cinema 4D V3 **£160.00**  
Clarity 16 **£96.00**  
Directory Opus 5.6 Magellan **£46.00**  
DiskMAGIC File & Disk Manager **£35.00**  
Final Calc **£95.00**  
G.P.Fax - Generic Class 1&2 **£43.00**  
Hi-Soft Basic 2 **£50.00**  
Hi-Speed Pascal (Browse) (Hi-Soft) **£65.00**  
Maxon Magic **£24.00**  
MegaloSonic **£28.00**  
Mini Office **£30.00**  
Money Matters 4 **£39.00**  
Net & Web (Hi-Soft) **£30.00**  
Net & Web 2 (Hi-Soft) **£60.00**  
Net Connect V2 **£50.00**  
Network PC (Weird Science) **£18.00**  
PCX-On-Line Reference Manual **£7.00**  
PCX-86 Emulator **£50.00**  
Personal Paint 7.0 **£50.00**  
Power Scan Software **£50.00**  
Pro Midi Interface **£50.00**  
Secal Programming Studio 2 Professional **£30.00**  
SurfWave Internet Software **£10.00**  
TechnoSound Turbo II Pro **£30.00**  
Termite TCP (Hi-Soft) **£45.00**  
Termite (Hi-Soft) **£30.00**  
TurboCalc 4.0 **£50.00**  
Turbo Print 5 **£50.00**  
Twist 2 Relational Database **£75.00**  
Upper Disk Database (Hi-Soft) **£11.00**  
Visia Pro 3 Lite **£11.00**  
Voyager Internet Software **£23.00**  
Wordworth 6 3.5" Version. **£40.00**  
Zip/Jazz Tools **£17.00**

£5.00 off when purchased with a printer

**Graphics**

**Scanners**

Power Hand Scanner Mono V4. **£70.00**  
256 greyscale on AGA Amigas. 64 Greyscale on others.

Epson GT5000 Flatbed Scanner **£260.00**  
2400 DPI Output. 24 Bit Colour. Requires Software Below

Epson GT8500 Flatbed Scanner **£400.00**  
3200 DPI Output. 32 Bit Colour. Requires Software Below

Amiga Epson Scanning Pack **£50.00**  
Includes Full Image Scanning Software & Required Cable

**Genlocks**

Lola L-1000 Genlock **£115.00**  
Mix video & graphics with ease, supports AGA as standard

Lola L-1500 Genlock **£175.00**  
Composite video out. 2 Sliders, 1 fade to black

**Pro-GRAB**

**SVHS 24RT Plus**

- 24 Bit Colour Realtime Digitiser
- Easy Set-Up With Full Software

**Only £99.00**

Pro-Grab PCMCIA Adapter **£40.00**

**Cables**

23 Pin To 15 Pin Multisync Adapter **£7.00**  
9 Pin Mouse/Joystick Extension **£5.00**  
Mouse/Joystick Switcher **£14.00**  
Surge Protector 4 Plug Adapter **£15.00**  
Parallel Printer Cable 1.8M **£5.00**  
Parallel Printer Cable 4.5M **£12.00**  
Parallel Printer Cable 10M **£20.00**  
Parallel Bi-Di Printer Cable 1.8M **£15.00**  
Parrel Cable 25 Pin D Type **£10.00**  
Null Modem Cable 25DF-25DF **£10.00**  
R&B 9 Pin Monitor Cable Extension **£15.00**  
Multisync Monitor Cable Ext. **£11.50**  
1438 23 Pin To 15 Pin D Adap. **£10.00**  
Amiga To Scart Cable (CM8833 Mk1) **£10.00**  
9 Pin Extension Cable 3M **£7.00**  
Amiga to Philips 8833Mk II **£10.00**  
25D To Centronics Male **£12.00**  
Centronics Male To Female 1M **£15.00**  
Centronics Male To Male 1M **£15.00**  
SCSI 7 Device Internal Cable **£14.00**  
SCSI 7 Device Internal Cable **£17.00**  
Micro D Male To Micro D Male **£33.00**  
Micro D Male To Centronics Male **£25.00**  
25D To Centronics Female **£18.00**  
Internal 50 Way SCSI To External **£13.00**  
Amiga A600/A1200 2.5" IDE Cable **£10.00**  
Dual 3.5" IDE Cable **£10.00**  
A600/A1200 2.5" To 3.5" Cable Set **£20.00**

**CD-ROM & I/O**

**e a s y CD-ROM Kit**

- 24 Speed PCMCIA IDE CDROM
- Full Manual & UK Power Supply
- Full Software Drivers/CD32 Emulation
- Includes Audio Cable & Prima CD
- Very e a s y Setup & Installation

**Only £139.00**

**Internal SCSI CD-ROM Drives**

Philips 8x Speed **£90.00**  
Toshiba 5701 12x Speed **£106.00**  
Plextor X20 20x Speed **£128.00**  
Single SCSI Case & PSU **£50.00**  
Dual SCSI Case & PSU **£100.00**

**CD-ROM Software**

Free Shareware CD-ROM upon request when you spend £20+ on CD Discs!

LSD & 17Bit Comp. Vol 1	<b>£18.00</b>	Emulators Unlimited	<b>£17.00</b>	Magic W/Bench Enhancer	<b>£9.00</b>
LSD & 17Bit Comp. Vol 2	<b>£18.00</b>	Encounters	<b>£13.00</b>	Meeting Pearls 4	<b>£9.00</b>
LSD & 17Bit Comp. Vol 3	<b>£18.00</b>	Encyc. Of The Paranormal	<b>£18.00</b>	Miami	<b>£28.00</b>
3000 JPEG Textures	<b>£9.00</b>	Epic Collection 3	<b>£18.00</b>	Midi Gold	<b>£24.00</b>
3D CD 2 Images	<b>£9.00</b>	Epic Interactive Enc.1997	<b>£10.00</b>	Modes Anthology	<b>£24.00</b>
AGA Experience 2 (NFA)	<b>£9.00</b>	Euro CD Volume 1	<b>£13.00</b>	Movie Maker Special FX1	<b>£18.00</b>
AGA Experience 3 (NFA)	<b>£13.00</b>	Euro CD Volume 2	<b>£13.00</b>	Multimedia Backdrops	<b>£15.00</b>
AGA Toolkit '97	<b>£9.00</b>	FLYN' High	<b>£24.00</b>	Network 2	<b>£13.00</b>
Amiga Desktop Video 2	<b>£13.00</b>	Fontamania	<b>£10.00</b>	Octamed Sound Studio	<b>£20.00</b>
Amiga Developers	<b>£13.00</b>	Geek Gadgets 1 or 2	<b>£13.00</b>	Personal Style	<b>£18.00</b>
Amiga Repair Kit	<b>£35.00</b>	Graphics Sensations 1	<b>£18.00</b>	Personal Paint 7.1	<b>£10.00</b>
Amulet 18, 19, 20, or 21	<b>£18.00</b>	Graphics Sensations 2	<b>£18.00</b>	Retco Gold	<b>£22.00</b>
Amulet Set 1, 2, or 3	<b>£18.00</b>	Hi Sensation Double Cd	<b>£18.00</b>	Scene Storm	<b>£10.00</b>
Amulet Set 4 or 5	<b>£27.00</b>	Giga Graphics (4CD)	<b>£18.00</b>	Sci-Fi Sensation 2	<b>£18.00</b>
AMOS PD 2	<b>£13.00</b>	Global Amiga Experience	<b>£15.00</b>	Sound & Graphics	<b>£18.00</b>
Amy Resource Europe	<b>£15.00</b>	Golden Demos	<b>£15.00</b>	Sounds Terrific/Octamed 6	<b>£18.00</b>
Animation (Weird Science)	<b>£9.00</b>	Guinness Disc Of Records	<b>£18.00</b>	Specy '97	<b>£15.00</b>
Anime Babes (18)	<b>£29.00</b>	Hidden Truth	<b>£24.00</b>	System Booster	<b>£18.00</b>
Arctowr	<b>£13.00</b>	Horror Sensations (18+)	<b>£18.00</b>	Time & Reckoning	<b>£18.00</b>
Assassins 2	<b>£11.00</b>	Illusions in 3D	<b>£20.00</b>	Trapped 2	<b>£20.00</b>
Assassins 3	<b>£14.00</b>	Imagine PD 3D	<b>£15.00</b>	UPD Gold	<b>£13.00</b>
Big Red Adventure	<b>£18.00</b>	Into-The-Net	<b>£15.00</b>	Uropat - Exterior Colony	<b>£25.00</b>
C&M Sensations Vol.2	<b>£17.00</b>	Kara Collection	<b>£15.00</b>	Utilities Experience	<b>£14.00</b>
C&M (2CD)	<b>£22.50</b>	The Learning Curve	<b>£18.00</b>	1078 Weird Textures	<b>£13.00</b>
Card Games PC/Amiga	<b>£15.00</b>	Light ROM 4	<b>£19.00</b>	Wordworth 6.0 Office	<b>£48.00</b>
Colour Library	<b>£13.00</b>	Light ROM 5 (3CD)	<b>£24.00</b>	Wordbench Add-ons	<b>£21.00</b>
Dem Rom	<b>£9.00</b>	Light ROM Gold	<b>£14.00</b>	World Info 95	<b>£18.00</b>
		Magic Publisher	<b>£30.00</b>	Zoom 2	<b>£19.00</b>

**Modems**

**DIAMOND SupraExpress**

**SupraExpress 56 Voice**

- BAPT & CE Approved
- Voice Capabilities
- 56,000 Data
- 14,000 Fax
- 5 Year Warranty

**Only £106.00**

**SupraExpress 36 Voice**

- BAPT & CE Approved
- Voice Capabilities
- 36,000 Data
- 14,000 Fax
- 5 Year Warranty

**Only £62.00**

**Amiga Software Internet Pack**

THE COMPLETE SOFTWARE SUITE FOR ALL YOUR INTERNET NEEDS. INCLUDES 30 DAYS FREE INTERNET ACCESS, EXCLUDING LOCAL CALL CHARGES

**Only £10 Just £6.00 with any modem**

**Miscellaneous**

**Zydec ZyFi Speakers**

**ZyFi**

40 Watt PMPO Mains Powered **Only £16.00**

**ZyFi 2 Pro**

120 Watt PMPO Mains Powered **Only £43.00**

**ZyFi To Amiga Cable**

**Chip Upgrades**

68882 Co-Pro 33MHz PLCC **£25.00**  
68882 Co-Pro 50MHz PGA **£40.00**  
Agnus 2Mb B375-16 (A500+) **£28.00**  
CIA 8520 I/O Controller **£19.00**  
Kickstart 2.04/2.05 ROM Chip **£25.00**

**Miscellaneous**

AS20 TV Modulator **£35.00**  
Amiga Joysticks From... **£7.00**  
Wizard 560DPI Mouse **£13.00**  
Quality Mousemat (4mm) **£2.50**  
3.5" Floppy Drive Head Cleaner **£2.00**  
80 Cap. Banx Lockable Disk Box **£10.00**

**Consumables**

**Canon**

BC01 BJ10/SJ48 Black **£17.00**  
BC02 BJ200 Black **£18.00**  
BC05 BJC210 Black **£20.00**  
BC06 BJC240 Photo Kit **£26.00**  
BC09 BJC240 Photo Cart **£20.00**  
BC09F BJC240 Fluores. **£22.50**  
BC10 BJ30 Head & Ink **£32.00**  
BC11 BJ70 Head & Ink **£32.00**  
BC20 BJ4x00 Head & Ink **£32.00**  
BC21 BJ4000 Head & Inks **£35.00**  
BC22 BJCA200 Photo Cart **£27.00**  
BC22K BJCA200 Photo Kit **£37.00**  
BC29F BJCA200 Fluores. **£32.00**  
BC110 BJ30 Black 3 Pk **£11.00**  
BC111BK BJ70 Black 3 Pk **£9.00**  
BC111C BJ70 Colour 3 Pk **£15.00**  
BC121BK BJCA400 Colour **£5.00**  
BC121C BJCA400 Colour **£14.00**  
BJ20B BJCE60 Black **£5.00**  
BJ20C BJCE60 Cyan **£5.00**  
BJ20M BJCE60 Magenta **£5.00**  
BJ20Y BJCE60 Yellow **£5.00**  
BJ1642 BJ300/330 Black **£11.00**

**Citizen**

ABC/Swift Mono Ribbon **£5.00**  
ABC/Swift Colour Ribbon **£13.00**  
Project IIC Colour Cart. **£30.00**  
Project IIC Mono Twin Pack **£7.00**  
Project IIC Mono + Head **£22.00**  
Printiva Black **£6.00**  
Printiva Cyan **£6.00**  
Printiva Magenta **£6.00**  
Printiva Yellow **£6.00**  
Printiva Silver **£16.00**

**Epson**

Styl. Col. 400/600 Black **£19.00**  
Styl. Col. 400/600/800 Col **£21.00**  
Styl. Col 800/1520 Black **£21.00**  
Desket 5x0/340C Colour **£26.00**  
Desket 5x0 Series Black **£26.00**  
Desket 8x0 Series Colour **£26.00**  
Desket 8x0 Series Black **£26.00**  
Desket 8x0 Series Colour **£26.00**

**Hewlett Packard**

Desket 340 Hi-Cap Black **£21.00**  
Desket 5x0 Series Black **£24.00**  
Desket 5x0/340C Colour **£26.00**  
Desket 5x0 Series Black **£26.00**  
Desket 8x0 Series Colour **£26.00**  
Desket 8x0 Series Black **£26.00**

**Paper**

500 Sheets (Fanfold/Single) **£11.00**  
1000 Sheet (Fanfold/Single) **£9.00**  
100 Sheets Epson 720DPI **£13.00**  
200 Sheet Canon Hi-Res **£25.00**  
500 Sheet HP Bright White **£13.00**

**Refills/Re-Inks**

Re-Ink Ribbon Spray **£10.00**  
Black Ink Cart Refill 50ml **£8.00**  
3 Colour Ink Refill 75ml **£13.00**

**3.5" Floppy Disks**

**Bulk DSD**

10x **£3.50** 100x **£27.00**  
30x **£10.00** 200x **£50.00**  
50x **£15.00** 500x **£115.00**

**Branded DSD**

10x **£5.00** 100x **£42.00**  
30x **£14.00** 200x **£77.00**  
50x **£22.00** 500x **£176.00**

**Bulk DSHD**

10x **£4.00** 100x **£30.00**  
30x **£11.00** 200x **£56.00**  
50x **£17.00** 500x **£136.00**

**Branded DSHD**

10x **£6.00** 100x **£45.00**  
30x **£16.00** 200x **£83.00**  
50x **£24.00** 500x **£190.00**

**500 Disk Labels**

500 Disk Labels **£7.00**  
1000 Disk Labels **£10.00**

Amiga X-Cad available FREE from our Web site! - <http://www.firstcom.demon.co.uk/>



# T3: AT THE FOREFRONT OF TECHNOLOGY

**T3: FIRST WITH THE BEST NEW HARDWARE - EVERY MONTH**

ISSUE 17 • FEBRUARY 1998  
£2.95 AUS \$8.95 US \$7.50

**INSIDE THIS ISSUE:**

- Digital camcorders in focus
- Euro DVDs to get Dolby Digital
- Cyberpet style challenge
- The world's first plastic car
- Clever kit for your kitchen
- The best new Japanese gear

**TOMORROW'S TECHNOLOGY TODAY**



## INSIDE THE LATEST ISSUE:

The 90 mph remote control cars!

Digital camcorders - we test the best

Hi-tech kitchen gear... for men who won't cook

MPEG, AC-3 and DTS: surround sound showdown

PLUS! Stunning, shiny hardware from Japan

## TOYS FOR THE BOYS

Hi-tech hi-fi, sexy gadgets - and the model cars that'll hit 90!



**WIN**  
A TOP DIGITAL CAMCORDER WORTH £1500!



### SPECIAL HALF-PRICE OFFER

**3 trial issues for only £4.50**

- Save £1.45 an issue on the cover price
- Each issue delivered free to your home

Title (Mr/Mrs/Miss/Ms).....Initials.....

Surname.....

Address.....

Postcode.....

Daytime telephone.....

I would like to pay by

☐ Cheque (payable to Future Publishing) ☐ Visa ☐

Access.....

Card number.....

.....Expiry date.....

Date.....

Signature.....

Offer ends 28 February 1998. Valid in the UK only.

Return to: T3 Subscriptions, Freepost (BS4900),

Somerton, Somerset TA11 6BR

**ORDER HOTLINE: 01225 822511**

Code T3T4

**EXCLUSIVE!**

## THE BEST GADGET EVER?

Philips' incredible new hardware rates a 10/10 - turn to page 84 NOW!

T3 is: Hi-tech gadgets • DVD • Cars • Hi-Fi • Computing • Home cinema • Digital cameras • Bikes • APS

future  
Your Guarantee  
Of Value



5 017416 099066

**Issue 17 on sale now! £2.95**






# SCREENPLAY

The latest games, the handiest hints and some clever programming from you!

## 28 PREVIEWS

A complete round-up of all the games that have been promised to us over the last year but have yet to materialise...

*Wasted Dreams* here is just one of the games we should have seen by now.



*Sixth Sense Investigations*. Wacky graphic adventuring we're still to see.

## 32 THE SHADOW OF THE THIRD MOON

Skimming the surface of a distant world with your guns blazing and missiles on your tail.

Prepare for some serious excitement ahead...



Boom! Scratch one, erm, whatever you'd call an alien bomber.



## 35 GAMES CHECK

Don't know what games to buy? Here's our guide to the best from recent months.

*Tiny Troops* - just one of the excellent games of the last few months.



## 36 ONESCAPEE

Graphic adventure and action on an alien planet. Mind the spiders, they bite!

Does the gameplay live up to the standards set by the graphics, we ask?



## 38 SWORD

Germanic platform action with the frustration level turned to 'high'.

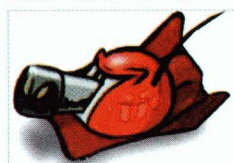
Leap, hop and skip your way from platform to platform in *Sword*.



## 38 H-BOMB WORK IN PROGRESS

A brand new work in progress, presented by James Ceraldi.


News of *Bomberman*-style action in development.



## 46 GAMEBUSTERS

Trick and cheat your way right to the top!

Having trouble in *Cannon Fodder*? Fear not, for we have the ammunition you need to survive...



Andy Smith

## AMIGA FORMAT'S REVIEW POLICY

### WHAT OUR REVIEW SCORES MEAN

Every month we scour the world's software houses for the latest and greatest Amiga games. We try to ensure we keep you as up to date as possible and we'll stop at nothing to bring you the best, definitive, no-nonsense reviews of the games that matter.

90+%	The crème de la crème. Only the very best, most playable and original games are awarded an AF Gold - the most highly prized rating there is.
80-89%	These games are very good, but due to minor flaws are not the finest examples of their genre.
70-79%	Good games which are worth buying, especially if you have a special interest in a game type.
60-69%	Average releases with somewhat limited gameplay and appeal. Games in this category tend to be flawed.
50-59%	Below average games which are unlikely to impress your mates or your wallet. Avoid.
40-49%	Overwhelmingly poor quality games with major flaws and appalling gameplay.
Under 40%	The absolute pits.

## 40 READER GAMES

You don't need the backing of a major corporation to make a great Amiga game, as the people below have already proved.

**Dark Conquest** ..... Chris Blunt  
Shoot-em-up action with a twist.

**The Wall** ..... Ermannd Manzoni  
Shoot-em-up action with a, erm, wall actually.

**Amigotchi II** ..... Samuel Brookes  
Cyberpet action with, well, read about it here.

**Shoot Out 2** ..... Gareth Griffiths  
Would you believe more shoot-em-up action?

**Black Dawn** ..... Shaun Watters  
Dungeon action. Possibly.

**Cyber Pet** ..... Shaun Watters  
Another electronic critter to be responsible for.

**Missile Command** .... Timothy Hanson  
Retro shoot-em-up action with awful colours.



# Previews



Many games have been promised to us over the last year and some of those are still to arrive. **Andy Smith** keeps you up to date with what's still to come...

## Sixth Sense Investigations

FIRST APPEARED AF96. DUE MARCH 97. CHANCES OF IT APPEARING IN THE NEXT COUPLE OF MONTHS: SLIM.

This arcade adventure has the player in the role of a private detective on the trail of some wayward cheese. Ahem. Their idea, not mine. The game's apparently in the same sort of mold as *Day of the Tentacle* and other wacky adventure games. We're turning blue holding our breath for this one and it looks like we're going to get a lot bluer...

Wacky cartoon graphics and wacky puzzles await – if we ever get the chance to see the game that is.



## Wasted Dreams

FIRST APPEARED AF97. DUE SOMETIME THIS YEAR. CHANCES OF IT APPEARING IN THE NEXT COUPLE OF MONTHS: FAIR.

This one's another adventure but with more action. This 12-14 disk epic is apparently based on: "Mystery and suspense from a gigantic alien adventure in a violent reality." Whatever that means. With some 300 animated sequences of the game's characters taken from film, this one promises to be a bit of a looker and if Vulcan can continue in the same vein as their last couple of releases, one to look forward to.

Graphic adventuring awaits in *Wasted Dreams*. This one's definitely going to appear. No, really.



## Alien Presence

FIRST APPEARED AF97. DUE SOMETIME THIS YEAR. CHANCES OF IT APPEARING IN THE NEXT COUPLE OF MONTHS: VERY SLIM.

It's a shame we're not going to be seeing this in the near future because it sounds like a cracking resource management game with combat. The idea's to build up a town to make money and then spend the money making weapons to fight the six alien races you're battling against. There's trading, fighting and empire building to be done, so hopefully this will eventually see the light of day.

*Alien Presence* – this one could be a bit of a corker if it ever sees the light of day.



## Myst

FIRST APPEARED AF97. DUE SOMETIME THIS YEAR. CHANCES OF IT APPEARING IN THE NEXT COUPLE OF MONTHS: VERY GOOD INDEED.

This huge graphic adventure is all about clever puzzles built around amazing graphics and excellent sound effects. The player's in no hurry to complete the tasks set, there's no dying and there's no killing anyone else. This is going to be one of the year's biggest games. Expect a full review in the near future.

*Myst* has been on everyone's lips for the last six months at least. We should have a review of this in next month's *AF*.




## The Haunting

FIRST APPEARED AF98. DUE SOMETIME. CHANCES OF IT APPEARING IN THE NEXT COUPLE OF MONTHS: VERY SLIM INDEED.

This is a multi CD (it'll be on five of them in total) *Cluedo*-style murder mystery graphic adventure that's due to be released some time after the Power Amiga's taken off – you'll need a whopping spec just to get the game to run at all. With graphics fully rendered in *Lightwave*, real video footage and spoken dialogue, this should be a visual and aural treat.

The Power Amiga's going to have to take off before we get to see the impressive-looking *Haunting*.






## Hell Pigs

FIRST APPEARED AF98. DUE FEBRUARY 97. CHANCES OF IT APPEARING IN THE NEXT COUPLE OF MONTHS: FAIR.

Vulcan are trumpeting this as the "biggest action adventure to ever to hit the Amiga" (sic). It's all about a bunch of mercenary hardmen called in to investigate the mysterious happenings following a recent alien visitation.

The sheer size of Hell Pigs could be a major factor in why the game's slipped quite so badly as it has.





## Max Rally

FIRST APPEARED AF98. DUE SOMETIME THIS YEAR. CHANCES OF IT APPEARING IN THE NEXT COUPLE OF MONTHS: SLIM.

This is due to be the first release from a new development team called Fortress and it's an overhead racer in the same mold as *Micro Machines* and *Supercars*. With 30 tracks and four-player simultaneous play, this should be great fun. Just when it hits the streets is a bit of a mystery at the moment, though...

Overhead racing action from new boys Fortress in Max Rally.





## Phantasmagoria

FIRST APPEARED AF100. DUE SOMETIME LAST YEAR. CHANCES OF IT APPEARING IN THE NEXT COUPLE OF MONTHS: SLIM.

Another adventure game that may or may not see the light of day is *Phantasmagoria*. The game's based around a newly-wed couple who move into their dream home, an old mansion, and then become entangled in all kinds of nastiness after Adrienne (the new wife) discovers a secret room that used to be used for Satanic purposes. Gulp.

Satanic storylines and fabulous graphics could await us if *Phantasmagoria* comes onto the market.



## Genetic Species

FIRST APPEARED AF101. DUE OCTOBER 97. CHANCES OF IT APPEARING IN THE NEXT COUPLE OF MONTHS: FAIR.

Vulcan have also got a first-person action game nearing completion in the shape of *Genetic Species*. The aliens are at it again and it's down to you to give them a bit of a slap. Vulcan are well aware that there has been a glut of these games of late, so they're determined to make this one stand out. We'll see if they've managed that in the not too distant future, all things being equal.

*Genetic Species*, Vulcan's toe in the water of *Doom* clones. Coming soon.



## Gloom3

FIRST APPEARED AF102. DUE SEPTEMBER 97. CHANCES OF IT APPEARING IN THE NEXT COUPLE OF MONTHS: FAIR.

And as if to illustrate the point made about there being a glut of *Doom* clones of late, here's another. This is the third *Gloom* instalment and this time you're fighting against the dead. Blast 'em and watch their bloody limbs go flying around the screen. You know the drill by now...

Another year, another *Gloom*. Different levels, different baddies, and better gameplay?




## Magic Island

FIRST APPEARED AF102. DUE OCTOBER 97. CHANCES OF IT APPEARING IN THE NEXT COUPLE OF MONTHS: SLIM.

Another game that's slipped is this Germanic role-playing adventure. Set in the year 762 on a magic isle, the game follows the adventures of a young lad travelling to meet his father. But, of course, everything goes pear-shaped and it's not long before the fighting starts.

Role playing adventuring that doesn't look like it's going to with us in the near future at least.





## Super Skid Marks 2+

FIRST APPEARED AF102. DUE SEPTEMBER 97. CHANCES OF IT APPEARING IN THE NEXT COUPLE OF MONTHS: FAIR

This is essentially a re-release, except the game's going to be published on CD. Having said that, there have been a couple of tweaks and additions made to the seminal cars-driving-like-loonies-round-little-tracks game, including a whole bunch of new vehicles and other things.

**Super Skid Marks 2+** gives CD owners the chance to play an enhanced version of the popular racer.




## Pinball Brain Damage

FIRST APPEARED AF104. DUE SOON. CHANCES OF IT APPEARING IN THE NEXT COUPLE OF MONTHS: GOOD

This is an AGA-only game featuring several tables and an editor to enable you to create your own. All the features you'd expect are included, such as multi-ball, and the producers are very proud of how the ball moves, especially on rebounds. Look out for the review of this one very soon.

Flippin' heck! We haven't had a decent pinball game for ages. The drought could soon be over.




## Skimmers

FIRST APPEARED AF104. DUE SOON. CHANCES OF IT APPEARING IN THE NEXT COUPLE OF MONTHS: FAIR.

Due out shortly is this racing battle-type game. Four rival gangs are battling for control of a planet by winning bits of neighbouring territories in futuristic races, with lots of shooting while you're speeding around.

Racing and blasting action due to appear soon in the shape of **Skimmers**.




## The Games Room

FIRST APPEARED AF105. DUE NOW. CHANCES OF IT APPEARING IN THE NEXT COUPLE OF MONTHS: VERY GOOD.

Coming from Epic is this dual PC/Amiga CD featuring some 200-odd games. Some are re-releases of previous full-price titles like *Kingpin*, while the rest are your standard *PD Chess*, *Mah Jong* and *Scrabble* -type games.

Loads of old faves and the odd re-release on the huge CD that is the Games Room.



## Desolate

FIRST APPEARED AF105. DUE SOMETIME THIS YEAR. CHANCES OF IT APPEARING IN THE NEXT COUPLE OF MONTHS: SLIM.

There's a new platformer on the way featuring shooting, puzzle-solving and just a smidgen of adventuring too. Judging by the piccies you can tell it's going to be a looker, but you'll have to wait a while longer for us to be able to tell you whether it plays as well as it looks.

It's still very early days for the platformer **Desolate**, so don't expect it for a few more months.



## Hard Target

FIRST APPEARED AF105. DUE SOMETIME THIS YEAR. CHANCES OF IT APPEARING IN THE NEXT COUPLE OF MONTHS: SLIM.

Finally, there's this *Virtua Cop* on the Amiga clone from the very prolific Vulcan. Again, it looks good but you're going to have to wait some time before we can tell you how it plays. And for all of you out there thinking "But surely you need a lightgun for this kind of game?" then take heart, because that's exactly what Vulcan are working on. Groovy or what? Now all we have to do is sit back and wait for all of these games to come through. 1998's shaping up well...

Vulcan's **Virtua Cop**-like is coming along very nicely thank you, but it's still way on the horizon.





**TORSTER 60% Full, 267M Free, 40**

# coming in



## Alive News

Great news for Amiga games fans...we now have **over 700** titles in stock. Obviously, we can't list them all here, so please call for your free catalogue. Also, we have more of our very own games releases lined up for 1998 including the long awaited "Haunted" and the brand new "Gilbert Goodmate". watch this space...

This is a first person perspective 3d game exclusive to the amiga 24 bit gfx, full speech and real time video.



**HAUNTED**

This is a Simon the Sorcerer point and click adventure with 256 colours and full speech.



**GILBERT GOODMATE**

PO BOX 940  
KIRKBY-IN-ASHFIELD NOTTINGHAM  
NG17 7FA Orders: (Tel) 01623 467579  
JennieAlive@innotts.co.uk Office Hours 10am-7pm  
Please add £1 per item P&P  
5 items pay no more than £5 pounds



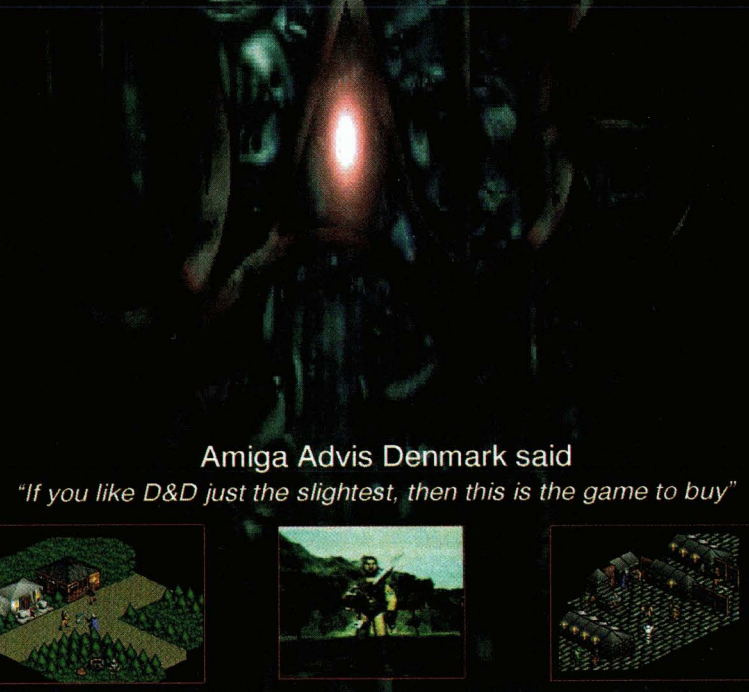
**ALIVE mediasoft Ltd.**

Cu Amiga said "turn the lights down low, and stock up for the long haul, because Blade's the epic sort of game that if it grabs you, it can move the clock from 6pm to 6am very, very, quickly"


Cu Amiga 86%

Amiga Advis Denmark said "Blade represents one of the most missed types of games for the Amiga...buy it!"

Advis Denmark 87%



**Amiga Advis Denmark said**  
"If you like D&D just the slightest, then this is the game to buy"



**Games 100% Full, 267M Free, 40**

# AMIGA GAMES

## 3D Shoot'em up

Breathless	A1200	11.99
Genetic Species	A1200	18.99
Gloom 3	CDrom	14.99
Nemac IV	CDrom	18.99
Trapped II	CDrom	18.99

## Adventure/Strategy

Big Red Adventure	CDrom	15.99
Cannon Fodder 2	Allamigas	12.99
Civilisation	CD&disk	11.99
Eye of Beholder 1or2	Allamigas	19.99
Elite II	Allamigas	9.99
High Seas Trader	A1200	19.99
Leisure suit larry 3	Allamigas	14.99
Monkey Island 1or2	Allamigas	19.99
Myst	Allamigas	25.99
Settlers	Allamigas	12.99
Simon the sorcerer	CD&disk	14.99
Theme Park	Allamigas	14.99

## Classic

Battlechess	Allamigas	9.99
Gunship	Allamigas	4.99
Kickoff 2	Allamigas	6.99
New zealand story	Allamigas	7.99
Shadow Warriors	Allamigas	4.99
Super space inv	Allamigas	5.99

## Platform

Base Jumpers	Allamigas	9.99
Bog Rats	A1200	12.99
Deepcore	CDrom	4.99
Dennis	CDrom	9.99
Humans 3	A1200	14.99
On Escapade	CDrom	21.99
Zool 2	CD&disk	9.99

## Shoot/Beat'em up

Capital Punishment	A1200	14.99
Chaos Engine 2	A1200	19.99
Shadow of the moon	A1200	22.99
Uropaz	CDrom	25.99

## Sports

Champ Man'2	Allamigas	23.99
Pinball Damage	A1200	19.99
Street Racer	CDrom	14.99
Super skidmarks+	CDrom	14.99

We have over 700 titles now in stock, please call for a free catalogue now

## A500 Software

(HDR) = HARD DRIVE REQUIRED  
\* = NEW OR RE-RELEASED ITEM

### AWARD WINNERS GOLD

SENSIBLE SOCCER, ELITE, JIMMY WHITES BROOKER, ZOOPEE	19.99
BIG 100 (100 SHAREWARE GAMES)	9.99
BLITZ TENNIS	14.99
CANNON FODDER	14.99
CANNON FODDER 2	14.99
CHAMPIONSHIP MANAGER 2	22.99
CIVILIZATION	14.99
COLONIZATION	14.99
COLOSSUS CHESS X	4.99
COVER GIRL STRIP POKER	9.99
CRICKET CAPTAIN	9.99
CRICKET MASTERS	9.99
DAILY DOUBLE HORSE RACING	3.99
DELUXE PAINT 3	4.99
DOGFIGHT	9.99
DUNE 2 - BATTLE FOR ARRAKIS	13.99
F1 MASTERS	14.99
F117A NIGHT HAWK	7.99
F15 STRIKE EAGLE II	13.99
F19 STEALTH FIGHTER	11.99
FIELDS OF GLORY	11.99

### FOOTBALL COLLECTION VOL 1

CLUB FOOTBALL, CLUB AND COUNTRY, WEMBLEY INT'L SOCCER	14.49
---	-------

### FOOTBALL MASTERS

FORMULA 1 GRAND PRIX (512K)	13.99
GRAHAM GOOCH DATA DISK	6.99
GRAHAM GOOCH WORLD CRICKET	8.99
IMPOSSIBLE MISSION 2025	11.99
KICK OFF 97	14.99
MICRO ENGLISH (8 TO ADULT)	14.99
NATIONAL CURRICULUM	14.99
OVERLORD	14.99
RAILROAD TYCOON	14.99
SENSIBLE GOLF	14.99
SENSI WORLD OF SOCCER 95/96	7.99
SENSI WORLD OF SOCCER 96/97	19.99
SENSIBLE WORLD OF SOCCER	14.99
DATA DISK 96/97	14.99
SETTLERS	14.49
SILENT SERVICE 2	14.49

### SUPER PACK

SUPER SKIDMARKS, SUPER TENNIS, SUPER LEAGUE MANAGER	15.99
SUPER SKID MARKS	12.99
THEME PARK	14.99
UFO ENEMY UNKNOWN	14.99
WING COMMANDER	9.99
WORDWORTH VSSE	17.99

### CD32 Games

ACID ATTACK COMPILATION	
GUARDIAN, ROADKILL, SUPER SKIDMARKS	14.99
RYDER CUP	14.99
SPEEDBALL 2	9.99

## ULTIMATE BODY BLOWS

BODY BLOWS & GALACTIC

ZOOZ 2

## A1200 Software

ACID ATTACK COMPILATION	
GUARDIAN, ROADKILL, SUPER SKIDMARKS	14.99
ALIEN BREED 3D	12.99
CHAOS ENGINE 2	14.99
COLONIZATION	14.49
CORE COMPILATION VOL 1	
BANSHEE, SKELETON KREW, HEIMDALL 2	14.99
FIELDS OF GLORY	13.99
GUARDIAN	8.99
PREMIER MANAGER 3	5.99
THEME PARK	15.99
UFO - ENEMY UNKNOWN	14.49
WORDWORTH V6 (requires 3MB RAM)	35.99

## NINTENDO 64

**£99.99 Less £10\***

Includes official controller

## N64 Fire Pack £132.99 Less £10\*

Includes 2 Nintendo Controllers, 1MB memory card and RF lead

\* Deduct £10 off the price of any one item bought at the same time as a Nintendo 64

## N64 Top Sellers

BLAST CORPS 89%	40.99
CLAYFLIGHTER	47.99
DIDDY KONG RACING	46.99
DOOM 92% RR10/97	46.99
DUKE NUKEM 64	46.99
EXTREME G	48.99
F1 POLE POSITION	44.99
FIFA - ROAD TO THE WORLD CUP	49.99
FIFA SOCCER 81%	29.99
GOLDENEYE	40.99
HEXEN 85%	44.99
INT'L SUPERSTAR SOCCER 64	44.99
KILLER INSTINCT GOLD	44.99
LAMBORGHINI 64	44.99
LYLAT WARS WITH RUMBLE PACK	47.99
MARIO KART 64	40.99
MULTI RACING CHAMPIONS	44.99
NBA HANGTIME	44.99
NFL QUARTER BACK CLUB 98	45.99
PILOT WINGS 64 90%	40.99
SAN FRANCISCO RUSH	46.99
SHADOWS OF THE EMPIRE 90%	47.99
SUPER BOMBERMAN 64	40.99
SUPER MARIO 64 100% RR3/97	40.99
TOP GEAR RALLY	44.99
TUROK - DINOSAUR HUNTER	48.99
WAVE RACE 64	44.99
WAYNE GRETSKY 90%	46.99
WCW VS NWO: WORLD TOUR	44.99

## PLAYSTATION VALUE

**£129.99 Less £10\***

Includes Two Sony controllers, Sony Memory card, Demo CD and RF lead

\* Deduct £10 off the price of any one item bought at the same time as a PlayStation

## PLAYSTATION TOP 20

ACTUA GOLF 2 92%	30.99
ACTUA SOCCER 2	31.99
COLONY WARS	34.99
CAC - RED ALERT	34.99
COLONIZATION	14.49
CROC	32.99
FIGHTING FORCE	36.99
FINAL FANTASY 7	36.99
FORMULA 1 97	39.99
G - POLICE 90%	38.99
INT'L SUPERSTAR SOCCER PRO	35.49
INT'L TRACK AND FIELD	17.99
MICRO MACHINES 3	28.99
NUCLEAR STRIKE	32.99
ODDWORLDS: ABES ODDSSEY	32.99
RESIDENT EVIL - DIRECTORS CUT	27.99
TIME CRISIS + LIGHT GUN 90%	49.99
TOCA TOURING CARS	32.99
TOMB RAIDER 2	36.99
V - RALLY 95%	35.49
WARCAFT 2 90%	36.99

## PC CD TOP 20

AGE OF EMPIRE	39.99
BROKEN SWORD 2	25.99
BROKEN SWORD	11.99
CARMAGEDDON DATA CD	
DUNE 2, PRINCE OF PERSIA, PUSH OVER, PRO TENNIS TOUR, PINBALL DREAMS, HUMANS, F1 RACING, LEADERBOARD GOLF, SUPER VEGA HARRIER, SHERLOCK HOLMES & JACK IN THE DARK	15.49
COURSE OF MONKEY ISLAND	29.99
MONKEY ISLAND 3	29.99
DARK FORCES 2 - JEDI KNIGHT	29.99
DUKE NUKEM 3D	11.99
FLIGHT SIMULATOR 98	39.99
HELP! COMPILATION	
DUNE 2, PRINCE OF PERSIA, PUSH OVER, PRO TENNIS TOUR, PINBALL DREAMS, HUMANS, F1 RACING, LEADERBOARD GOLF, SUPER VEGA HARRIER, SHERLOCK HOLMES & JACK IN THE DARK	15.49
HEXEN 2	29.99
LANDS OF LORE 2	26.99
QUAKE 95%	13.99
QUAKE 2 FOR WINDOWS 95	29.99
SECRET OF MONKEY ISLAND 1 & 2	13.99
TOMB RAIDER 2 3Dx16MB	29.99
TOTAL ANNIHILATION 94%	30.99
WORMS + REINFORCEMENT	13.49

## Annual Membership

**All for £6.00**

It's easy to join, just phone 01279 600204 or send in the order form. There's no obligation to buy anything, you can be any age, and it only costs £6.00.

- Thousands of products to choose from - all at big discounts, many at below trade price or under half price. There is no obligation to buy and you can join at any age.
- Members receive 10 issues of our colour Club Magazines per year, including our full catalogue of over 2,000 discounted products and great prizes to be won.
- The incredible Special Reserve Book of 2001 Cheats (all formats) will be sent to you with your Family Membership Card.
- AND choose any a FREE GIFTS if you buy just one item at the same time as you join. All of our gifts are worth the membership fee or much more. You can extend (renew) your membership for £5.50 just to get more gifts if you want them.

## FREE AMIGA MEMBERSHIP PACK

Zeewolf 1 & 2, Football Glory and Quickjoy footpeds

ALL OFFERS SUBJECT TO STOCK. OTHER OFFERS ARE AVAILABLE CALL 01279 600204 FOR DETAILS. OVERSEAS MEMBERS PLEASE ADD £2 POSTAGE

## CONTROLLERS

QUICKSHOT 137F PYTHON 1299 WITH AUTOFEED

72 PIN SIMM'S FOR PC, A4000, SX-1 AND A1200 RAM BOARDS

4 MB 72 PIN SIMM 27.99

8 MB 72 PIN SIMM 27.99

16 MB 72 PIN SIMM 49.99

EXTERNAL DISK DRIVE FOR AMIGA OR SX-1 47.99

LOGIC 3 JOYPAD 12.99

LOGIC 3 SPEDMOUSE 300 DPI, 2 BUTTONS 300

JOYSTICK EXTENDER CABLE (3 METERS) 7.99

MONITOR LEAD AMIGA TO CM8833 OR 1084S 10.99

NULL MODEM CABLE (25 PIN, 1.8 METRES) 9.99

SCART LEAD AMIGA TO SCART TV 10.99

SCART LEAD CD32 TO SCART TV 10.99

EXTERNAL DISK DRIVE 47.99

EXTERNAL DISK DRIVE 47.99

EXTERNAL DISK DRIVE 47.99

EXTERNAL DISK DRIVE 47.99

## Over 300,000 people have joined Special Reserve.

The biggest games club in the World.

Established 10 years. Special Reserve is the market leader

In mail order home computing with a staff of 80.

Live @ <http://special.reserve.co.uk>

Special Reserve

Special Reserve

Special Reserve

Special Reserve

Special Reserve

Special Reserve

Special Reserve

Special Reserve

Special Reserve

Special Reserve

Special Reserve

Special Reserve

Special Reserve

Special Reserve

Special Reserve

Special Reserve

Special Reserve

Special Reserve

Special Reserve

Special Reserve

Special Reserve

Special Reserve

Special Reserve

Special Reserve

Special Reserve

Special Reserve

Special Reserve

Special Reserve

Special Reserve

Special Reserve

Special Reserve

Special Reserve

Special Reserve

# SPECIAL RESERVE BIG CLUB SHOPS

Visit one of our great shops for massive selection at rock bottom prices. We guarantee the lowest price in town by a full £2

BRISTOL	CHELMSFORD	EGHAM	NOTTINGHAM	SAWBRIDGEWORTH	UPMINSTER
351 Gloucester Road (A38), Bristol. 1 1/2 miles from the City Centre and just up from Kwik Save Tel: 0117 924 5000	43 Brookfield Road, Chelmsford, Essex. Just around the corner from the bus station Tel: 01245 348777	168 High Street, Egham, Surrey. Near Windsor and Staines 1 mile from junction 13 of the M25 Tel: 01784 473444	164 Derby Road, Stapleford, Nottingham. 2 miles from junction 25 of the M1, near Kwik Fit and Pizza Hut Tel: 0115 949 1000	The Maltings, Station Road, Sawbridgeworth, Herts. Not far from the M11, just around the corner from the train station Tel: 01279 600399	209/213 St Mary's Lane, Upminster, Essex. 2 miles from junction 29 of the M25. Opposite Somerfield Supermarket Tel: 01708 225544



# The Shadow of the Third Moon

Andy Smith's not the first person that springs to mind when there's a alien threat to be neutralised, but he's all we've got...

**Y**eah, well you'll all be thankful when I've saved the world yet again. Except that, erm, it's not this world I'm saving. Look, what difference does it make? I'm on the

side of the goodies and everyone I'm killing is a baddie, so it doesn't really matter whether I'm fighting on Earth or on some obscure moon around a fictional planet, does it?

Good. Just be aware that in this game you're a pilot fighting through some 48 missions against a bunch of evil types. The action's mostly viewed from the cockpit. You can jump out of it for missile views and the like, but after a couple of minutes you'll want to climb right back in.


Shadow of the Third Moon is one of the most playable and enjoyable games of its type for a very long time.



On patrol at one of your bases. There are no enemies around at the moment but they'll be here soon, you can rest assured of that, and the fur will fly then.



It doesn't look so impressive when static but the smoke trails are very impressive, especially when they're coming from a downed enemy fighter.



Here's hoping you don't get to see this screen very often, because it means you've been blown to smithereens and have to do the mission again.





After two short training campaigns which each consist of five separate missions, one flown in a bomber and one in a fighter, you then have a further three campaigns to fight against 'live' enemies, ranging from other fighters to laser towers and tanks.

There's been a great deal of attention paid to the learning curve, progressing from simple one-target missions to full-on, everything coming at you at once missions. This has been executed extremely well and makes you feel like you want to continue from one mission to the next because you know it's going to be a slightly harder challenge.

Thankfully, the programmers haven't penalised you for failing a mission. There's none of this dying and having to create a new pilot or whatever as you simply try it again and again until you get it right.

The missions themselves are nicely balanced and usually involve you being designated a primary target, say a couple of tanks in a valley, with a secondary objective like the laser turrets protecting the tanks, so there's always a nice balance of targets to go after.

You even get the chance to issue orders to a rather handy wingman who joins you on occasional missions. Simply call up a target, hit a key and your wingman goes after it. You may not actually want him to, because going after the enemy yourself is great fun, mainly because the controls are so lovely.

Forget your joystick and control your plane with the mouse in one hand, with your other hand over the keyboard ready to hit the keys that cycle you through the targets in range, the weapons at your disposal and so on, and you'll be playing the game as it should be played.

And you'll be having a lot of fun

when you're doing just that. The mission structure is great, the action is intense at times without being too overpowering (mostly) and yet there's no idle waiting around for something to happen. You start each mission just outside the danger zone so it's never going to be long before the sparks begin to fly.


With the fairly limited building blocks the programmers have given themselves, they've managed to come up with a great, solid, enjoyable action flight sim.

The graphics are splendid, despite the fact that the landscape is horribly jagged when you're skimming over the ground. It's wonderfully fast, on an '030 at least, and some of the effects are very pleasing, including things like smoke trails from your missiles and burning enemy craft and so on.


However, the sound is a big disappointment. The sound effects grate after a short while and, although the music adds atmosphere, you wouldn't want to listen to it for pleasure, though that's a criticism you could level at just about any game music that's ever been written.

*Shadow of the Third Moon* is one of the most playable and enjoyable games of its type for a very long time. If you've got a souped up A1200 then you're going to be stuck in front of the monitor for a good long while, but maybe not quite long enough which is why I've shied away from actually giving it an AF Gold award. This is because the missions tend to be on the quick side, but there are certainly enough of them to justify purchasing the game.

So there you have it, a great game that's going to entertain and excite you. Another fine reason to sneer at anyone who says the Amiga games market has had its day. **AF**



You've got a lock on an enemy tank. Although you're armed with air-to-ground missiles, you'll have to wait for visual contact before launching as they're not terribly accurate.



... going after the enemy yourself is **great fun**, mainly because the controls are so lovely.



The small white triangle indicates that you've locked on to an enemy target. If you had a wingman on this mission you could now despatch him to deal with the threat.



PUBLISHER: Blittersoft (01908261466)  
PRICE: £24.99  
VERSIONS: A1200  
REQUIREMENTS: 4Mb Fast, HD, CD ROM  
RELEASE DATE: Out now

GRAPHICS: ●●●●○  
Fast, smooth and very pleasing.

SOUND: ●●●●○  
Well, they won't spoil the game for you, which is a blessing.

ADDICTION: ●●●●○  
Good learning curves, it's very difficult to try just one mission.

PLAYABILITY: ●●●●○  
The mouse/keyboard combination is a dream.


OVERALL VERDICT:  
I'm not convinced it'll last you as long as it should, probably because you'll find it hard to put down. Now read between the lines and buy it anyway. You'll thoroughly enjoy it.

**89%**



An enemy heavy bomber moves into your sights. You're in the fighter craft at the moment which is armed with four laser cannons, so it will only take two or three accurate shots to down this fella.





The best selling  
game of all time!

Now on Amiga  
for only

**25<sup>99</sup>**

Capital Punishment

**14<sup>99</sup>**

**ONE LOW PRICE:**

Onescapee

Trapped 2

Shadow of 3rd moon

Flyin' High

Wendetta 2175

Big Red Adventure

**22<sup>99</sup>**

Quake - we'll have it first. Guaranteed!

**www.x-zone.demon.co.uk**

VAT included. P&P not included. Trade enquiries welcome.



**ZONE**

**(0181) 938-3677**


Orders only. Have your credit card ready.



**The greatest  
videogaming magazine  
on the planet!**

**don't miss**

**It's free!  
The latest  
instalment of  
the best tips  
and cheats.**



**ISSUE 65 ON SALE 26TH**


**Tekken 3** - at last it's here. First pics.  
Massive 16 page **Tomb Raider 2** solution  
First news and pics of **Starship Troopers**  
Five new games from Shiny Entertainment

**REVIEWED!**  
**Quake 2**  
**Men In Black**  
**Shadow Master**  
**Auto Destruct**  
**Dreams**  
**One**  
**REVIEWED!**

**ISSUE 65 ON SALE 26TH JANUARY**



# Games Check:



**Andy Smith** casts his eye back over the last year and picks out the games that should now be in your library...

## Tiny Troops

(AF95 88%)  
WEIRD SCIENCE (0116 246 3800)  
£17.99



Vulcan's fabby little *Command and Conquer*-like is well worth seeking out. Essentially, you're controlling squads of, well, tiny troops, through some 65 missions against another bunch of equally tiny troops.

Vulcan certainly managed to keep the interest levels right up by making the missions as varied as possible, and that makes the game highly addictive. *Tiny Troops* just missed out on the Format Gold award because the controls are a little tricky at times. A game for anyone who likes a bit of strategy and puzzle solving. Triffic.

## Testament

(AF99 92%)  
EPIC MARKETING (01793 490988)  
£19.99

This *Doom* on the Amiga clone is a corker. Not only is it one of the fastest and smoothest first-person games around but it's also one of the best designed.

From the positioning and strength of the monsters you encounter to the size of the levels you have to search in order to find the keys that allow you to exit, everything has been created with playability in mind.

Although some of the fancy stuff you might expect to find in a game like this, like side-stepping and so on, has been dropped, the action's fast and furious enough to keep you at the keyboard.



## Big Red Adventure

(AF98 86%)  
POWER COMPUTING (01234 851500)  
£19.99

This is a fine four-part graphic adventure set in Russia. Sort of. You control a different character for each of the four parts, with different tasks for each section.

The humour's good, the puzzles are logical and the game is big enough to keep you adventuring for a very long time. Not quite in the same league as *The Secret of Monkey Island* or something like that, but a damn fine adventure game all the same.



## Nemac IV

(AF100 93%)  
SADENESS (01263 722169)  
£24.95

And coming right on the heels of *Testament* was this even better first-person blaster. Big guns, big explosions and big levels with big baddies are the order of the day here, and all those elements combined make for an excellent game.

It manages to stay firmly on the action side of things and yet very cleverly squeezes in some great puzzles too. You need a beefy set up to get the most out of *Nemac IV* (fast processor, CD-ROM drive) but it's worth upgrading your existing set-up just so you can play this game.

One of the best games of the last 12 months, so get your Amiga upgraded and get on the phone and order yourself a copy.



## Uropa2

(AF105 90%)  
WEIRD SCIENCE (0116 246 3800)  
£29.99

*Uropa2* is a mission-based action game involving combat and puzzles. Its 10 missions are split between charging around various underground bases in the guise of a droid and driving a hover vehicle across the surface of an alien moon.



The missions are large, and though there are only 10 of them, you'll find they take some time to finish. The clever combination of puzzles, tightish time limits and combat works really well. Even though the puzzles may be complex, they're never too bizarre or difficult which makes playing the game tremendous fun. It's gotta be on your shopping list.



## Final Odyssey

(AF106 88%)  
WEIRD SCIENCE (0116 246 3800)  
£29.99

Five huge levels of maze adventuring and puzzle solving await the player in *Final Odyssey*.

Initially armed with a crossbow, the idea is to charge around the game's levels throwing switches, collecting keys, shooting the baddies (of which there are many) and avoiding the traps (of which there are even more). It's excellent fun, although not quite a classic, and great value for money when you consider there's a bonus two-player game thrown in if you manage to complete the one-player game.


Well worth taking a good look at and certainly one to go for if you fancy a bit of high quality maze puzzlin' adventurin'.





# onEscapee


**Andy Smith** is trapped on an alien world with little idea of what to do next. Unsurprisingly, this is not an unusual situation for him...



With hindsight, I now know I should have avoided this nasty 'orrible thing. Oh well, back to the last save point...



Wait here for the machine above you (top) to blast you past the fallen log and then continue.



Being gobbled up by some alien monster. This is just one of the many death scenes in *onEscapee*, and believe you me, you're going to be seeing quite a few of 'em.



The corpse hanging from the ceiling drops blood that hurts if it touches you (left). Getting past the monster (right) takes some careful timing – wait until it's already chomping on a bat before rolling past.



**D**aniel White's not had a good day. First of all the telly goes on the blink and then a couple of aliens come crashing through the door and decide to whisk him off to another planet. Harumph.

Still, Danny's a bit wily and puts up a bit of a struggle on the way to the alien planet and manages to crash-land the spaceship he's being escorted in. This spaceship's then taken off to the local junkyard where it's about to be vapourised because the locals think our Dan's shuffled off this mortal coil.

And that's the situation at the start of this graphic adventure. Waking up in the junkyard with the vapourising machine just about to turn him into a random collection of molecules, Dan has got to think and act fast in order to survive the game's seven levels.

*onEscapee's* very much in the

*Another World* camp of graphic adventures – excellent looking, with super-smooth animation and terrific attention to detail.


The controls are simple enough with left, right, jump, roll and so on, but you might find the best way to play the game is using the keyboard because I found the joystick to be a little unresponsive at crucial times. And those times really are crucial because there are a lot of timing puzzles to get through in order to progress in *onEscapee*.

There are a lot of other puzzles too, and I'm sure some are a lot more illogical than the designers intended. For a start, on the first level, just a

66 Constant referrals to the hint book make the game a more painting-by-numbers procedure than it needs to be. 99



66 ...the best way to play the game is **using the keyboard** because I found the controls a little unresponsive... 99



Underground and there's no obvious way forward. Now's the time to try just about anything that springs to mind.

few seconds into the game you'll realise that you can't get past a fallen log surrounded by an electric fence, so what do you have to do? Wait for the vapourising machine to come along, hover over you and blast you under the log. Hmm.

Once you're past the log you get to run past the crashed spaceship that carried you to the planet and arrive at the top of a cliff. There's no way down and that vapourising machine's getting closer all the time. What does Dan have to do? Actually run back to the spaceship and crouch behind it and wait to get blasted off the screen again before running back and jumping down the hole where the spaceship used to be.

Maybe it's because the designers put such an illogical puzzle in front of the player right at the start of the game that *onEscapee* comes across as a game that was designed by the programmers with little or no playtesting from outside. There is a hint book included on the CD and you'll find yourself coming back to it again and again, until you get to the point where you can no longer understand the translation and so you'll get stuck anyway.

It's annoying and it's a shame because this could have been a whole load more fun. Experienced adventure players will begin to see the puzzle solutions after a while, but if you're not a lateral thinker you're going to find the game very frustrating indeed. Constant referrals to the hint book make the game a more painting-by-numbers procedure than it needs to be.

Time and time again you'll die trying to get past a certain obstacle and time and time again you'll fail.

Thankfully, and possibly



*onEscapee*'s biggest saving grace (er, quite literally, folks), is the player's ability to save the game wherever he feels like it, and the game's rather clever feature that re-starts the game from the last save position. This does make the frustration of not being able to get past a certain point a little more bearable but it still doesn't eradicate it completely.

The look of the game and the fabulous soundtrack can't be faulted. There's a song that plays throughout the intro which is rather excellent, and there are even going to be free drivers available for graphics cards should you own one. Neither of these make up for the basic flaws in the game design itself, though.


No player minds the odd timing puzzle here and there as long as they're fair, because then all it requires is a bit of patience and a button press at the right time.

Gamers don't even mind wacky



Getting hold of the gun here is not as simple as you'd expect but it's a very handy piece of kit to have on you. Even if it is covered in slime.

Miss getting the gun, though, and you're going to be seeing this huge spider rear up and have you for lunch. Not a nice way to go.



Another death scene, this time because you tarried too long in the junkyard.

solutions to wacky puzzles every now and again, as long as there was actually some way of figuring out what you should have been doing.

What gamers don't like and what makes *onEscapee* rather disappointing are puzzles that you'd never ever think your head around and there are just a few too many of those in this game.

This really is a let-down, especially because so much effort has been put into the graphics and the sound. Ho hum.

PUBLISHER: Sadness (01263 722169)

PRICE: £29.95

VERSIONS: AGA Amiga, Gfxcard version to follow

REQUIREMENTS: 4Mb, HD, CD-ROM

RELEASE DATE: Out now

GRAPHICS: ●●●●○  
Mainly excellent, sometimes really stunning.

SOUND: ●●●●○  
Some of the best music heard in a game for a long, long time. Splendid.

ADDICTION: ●●●●○  
The frustration level's high so you'll be tearing your hair out sooner than you should.

PLAYABILITY: ●●●●○  
The controls are easy but doing the right move at the right time can be very tricky.

OVERALL VERDICT:  
Looks great, more suited to the experienced adventurer than the novice. More thought could've made it more accessible, though.

72%



# Sword




Every time you get hit by something you become dazed and confused, before being sent back to the start.

**Classic platform action comes back to the Amiga. Andy Smith doesn't find it very hard to contain his excitement.**

To be sung in to the tune of The Beautiful South's 'Rotterdam': "This could be *Robocod* or *Soccer Kid*, *Lost Vikings* or *Zool*, 'cos *Sword* here is anything, anything at all..." Alright so the scanning's crap but you get the point. *Sword*'s a platform game like a thousand other platform games.

Armed with a machine gun, our hero has to negotiate seven levels of typical platform action, jumping from pillar to post and falling to his death if he puts a pixel wrong. The machine gun's there to deal with the various baddies our hero encounters along the way – anything from dragons to ants – but over zealous use of (in Sergeant Major's voice now) the machine gun, destroying baddies for the purpose of, (back to normal) causes it to overheat and jam.

Let go of the fire button for a few seconds and, when the temperature gauge on the left of the screen has dropped, you can resume firing again.



Cunningly, our hero hides himself behind a pillar. It would be handy if there were any monsters around...

**66 The game is very fond of suddenly presenting you with a trap you had no idea was there until you walked into it. 99**



The game's first end-of-level boss. Altogether now: "Behind you!"

There's fruit to collect along the way for extra points, along with various stuffed toys and slices of cake and so on, and keys which allow access to other parts of the level.

Make it to the end of the level and it's time to fight one of the bosses. Victory here means you get a rather lovely password so you don't have to attempt the level again.

You'll be extremely pleased about this because, time after time, you'll be killed by the slightest touch from some baddie or hidden trap.

The game is very fond of

suddenly presenting you with a trap you had no idea was there until you walked into it, so you have to go right back to the start of the level. Harumph.

*Sword* is all about remembering where these traps are and how to jump from one platform to another. This doesn't make the game bad, but there's nothing in *Sword* that hasn't been done before and indeed, many games have done it a lot better before.

I really don't want to be too down on *Sword* though. People who



Collect the key and come here to open the door to the rest of the level. You know the drill (above).



A screen totally devoid of things to collect. Except for that key (left).

actually love this level of frustration should get a great deal of enjoyment from it. Personally, I think gameplay's moved on a great deal and simply rehashing old ideas, without even adding new features and twists, does very little to inspire me.

There you are then. A very average platform game with a high level of frustration. If that doesn't bother you too much then you might find it fun and you might even find it addictive. I didn't and so I wouldn't recommend it to you. And now, time for a song... **AF**



These spikes are impossible to see until they pop up as you're going over 'em. GRRRRRR!

**PUBLISHER:** Titan Computer (0049 421 481620)

**PRICE:** £14.99

**VERSIONS:** Amiga

**REQUIREMENTS:** 1Mb

**RELEASE DATE:** Out now

**GRAPHICS:** ●●●○○○  
Big and cartoony but uninspired. It's smooth I suppose. I'm struggling here...

**SOUND:** ●●●○○○  
Not impressive. The jaunty in-game tune will have you reaching for the earplugs.

**ADDICTION:** ●●●○○○  
Get killed and there's a twinge of desire to get further. Not much of a twinge though.

**PLAYABILITY:** ●●●○○○  
The pixel-perfect jumping drives you nuts. Re-start so far back is a nightmare too.

**OVERALL VERDICT:**  
One for fans who like their games with lots of frustration. It's not bad, just not very special.

# 60%



**A brand new  
work in progress!**  
James Gerald  
introduces  
**H-Bomb.**

# H-Bomb

## WORK IN PROGRESS

**S**o you have an A3000 with an '030, video card, loads of RAM and you want to play the latest Amiga game... but you can't because it's AGA only! Or you have an A4000 with an '040 and you have to boot with no caches and offer a ritual sacrifice just to get the game to play. Sound familiar?


We are Aurora Works Inc., an Amiga-based game company in Canada dedicated to supporting high-end Amigas. Despite obvious financial repercussions, we will release AGA versions only when performance and design minimums are met. We do not want old technology to hurt future developments as OCS/ECS did when AGA was released. AGA is 7 years old and in the absence of chipset development, RTG has become the way forward for the Amiga.

Our current game project, *H-Bomb*, requires a CD-ROM drive, '030/25+, OS 3.0+, 4Mb RAM and either a CyberGraphX or Picasso96 RTG graphic card. AGA support was cancelled after it failed QA due to chip RAM limitations and low performance in 640x480, 8-bit mode.

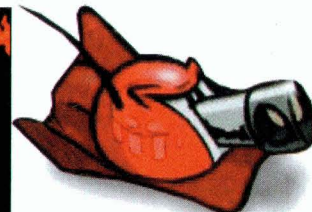
Like *DynaBlaster*, *H-Bomb* is based on a concept where players move frantically around a maze, dropping bombs to try to blow up their opponents. Of course, up to three other people have the same idea!

We have modernised the game concept while keeping the same frenzied competition. Simple to pick up and play but varied enough to allow for strategies and skills, *H-Bomb* caters for all ages, from 5 year olds to the 40+ crowd.

So why *H-Bomb*? It's an excellent game format, but there are few choices on the Amiga and none provide a wide range of remote player options such as TCP/IP or modem connections. Also, it's vital for a new company not to tackle a game design that is too vast, requiring too many resources to complete the project. It is better to



A game that focuses on gameplay and multiple players in a multi-tasking and system friendly manner, *H-Bomb* offers *Bomberman*-style action for gamers of all ages.



Aurora Works are aiming to cater for high-end Amigas with their first release, *H-Bomb*.

choose a game design that can be achieved without compromises and within your means and then progress with each subsequent title.

Remember that iD Software did not start with *Doom*!

*H-Bomb* is our way of saying hello to the Amiga community and showing that we are committed to quality games that use only the best hardware and software technologies.

When you buy an Aurora Works title you'll find that everything from the packaging to the opening

animations, game screens and gameplay is just as professional as similar titles on other platforms.

When we started, the three main Aurora team members, Jim Harrison, Tim Konkle and myself had PC development backgrounds with only Jim having had extensive experience in Amiga programming.

We chose the Amiga as we knew it was a close-knit community where we would get feedback, energy and ideas. We were feeling frustrated working in the Win95 environment too, and didn't like the effect MS was having on software development.

Although the AmigaOS lacks a


**“H-Bomb is our way of saying hello to the Amiga community and showing that we are committed to quality games...”**

game API and has few functions to help game programmers, it's a small and responsive system.

The tools we needed that were not in the OS had to be developed over a seven month period, but we could see that an Amiga with modern equipment could once again be a great games platform. There are many people with sound cards, video cards and CD-ROM drives but few games that take advantage of these upgrades. We want to support this part of the Amiga community.

Performance is as important to game programmers as it is to gamers. *Bomberman* for Win95 recommends having a Pentium 133 with 32Mb of RAM – if that is what 'hot Windows technologies' offer, then there's room for an alternative that doesn't waste RAM and steal CPU power.

For the next few issues we will look at some of the problems we have faced and are facing, as well as the few (very few) things that we did right first time!



### More details...

**Aurora**  
WORKS

Aurora Works Inc. are taking pre-orders for *H-Bomb* at US\$34 plus shipping, but have no UK distribution date set as yet.

If you want to get in contact with Aurora Works, you can visit their website at: <http://www.auroraworks.com> or write to them at:  
Aurora Works Inc.  
358-114 Queen Mary Road  
Kingston, Ontario K7M 7E8  
Canada.



There used to be this old TV ad of a little girl giving someone a home-made card and saying proudly "I didn't buy it". These are the Amiga games' equivalent of that card. **Andy Smith** checks out what are, of course, the...

# Reader Games



AFCD23:-ReaderStuff-/ReaderGames-

**A**nd most of them are as obviously home-made by one person as that little girl's card. Not that we mind here, we love 'em just as much as if they'd been coded by a group of 20 professionals.

Reader Games is all about encouraging talent. The Amiga games scene may not be as commercially vibrant as it once was, but on the amateur stage there are just as many young coders keen to show that they can create a good game as there ever were.

So we give them a chance to show the world what they can do and offer some help and advice along the way. We don't attempt to pull a game to pieces here – we're not that bothered that the game may have some rosey graphics as long as it's got some solid gameplay.

Gentle steering and the benefit from our years as professional games reviewers is what the Reader Games section is all about.

If you've always had a hankering to create a game then there's no better time to sit down and get those keys humming.

Every month we not only pick a number of games to show our readers (and if you've got a CD ROM you can play them too) but we award a rather lovely £50 to the author of the month's best game.

Nick informs us that this equates to some 25 pints of Guinness, but you can spend it on whatever you fancy really, so it's well worth having a pop isn't it?

So while you're thinking about how to create a *Civ* beater, have a read through this month's selection of games and see if you become inspired yourself...

**GAME: Dark Conquest AUTHOR: Chris Blunt LANGUAGE: Amos Pro**



Chris is a first-timer here at Reader Games which is always nice to see, and his first effort is well worthy of inclusion.

*Dark Conquest* is a viewed-from-above shoot-em-up with a couple of fundamental game design twists. For a start the game's actually mission based. This translates to being a fancy way of breaking the game down into levels but it works nicely.

Fly your spaceship over some large structure (there's a whole load of scenario stuff telling you the importance of this but it's not terribly important for our purposes) and destroy the small alien craft that are flying around. Every alien killed earns the player a small amount of credits and Chris has cleverly made this an important feature of the game.

Fuel and shields have to be bought (hitting Return takes you to the shop) for the player to continue, and upgrades can be bought and bolted onto the player's ship.

As some of the missions are time-based it

becomes very important to choose the right kind of upgrades to buy. For example, a better, faster engine for your ship is essential when you've only got 10 minutes or so to complete a mission, whereas a better laser cannon might be best left until later.

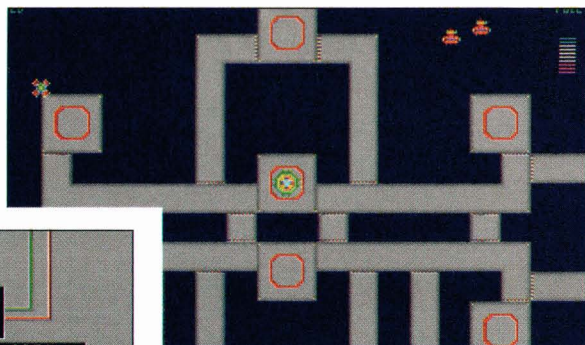


Flying around shooting alien invaders (top and right) and then buying some goodies in the shop (below) in the splendid *Dark Conquest*.



*Dark Conquest* doesn't look brilliant and it doesn't sound brilliant, but there's a solid kernel at the centre of the gameplay and that's what we like to see.

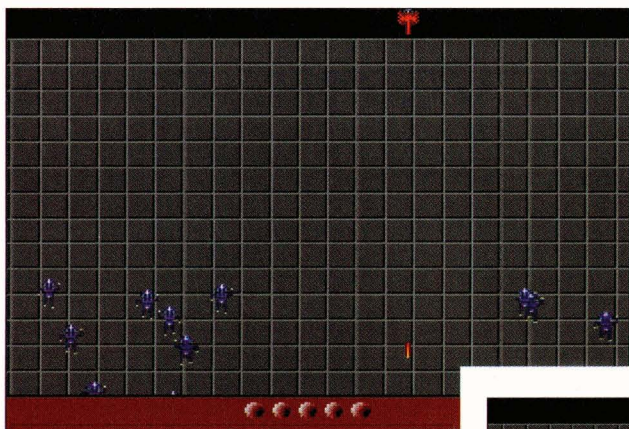
It's not a hugely complicated game but Chris has obviously thought hard about how to make the most of the features the game has and should therefore be applauded for his efforts. More of the same please. **AF**



## VERDICT:

A fine, solid game that's more fun than your average shoot-em-up because it's been put together so well. Rope in a mate with erm, slightly more artistic flair (don't be offended Chris) and this would be a winner.



**GAME: The Wall AUTHOR: Ermannd Manzoni LANGUAGE: Unknown**


"Little blue men, Sir. Thousands of 'em! And what's more they just keep on a-coming. This is *The Wall* and it's more fun than it looks. No, really."

Ermannd is no stranger to Reader Games but his previous couple of games have ranged from the quite good to the doesn't work. Thankfully, *The Wall* not only works but is back in the quite good camp.

Imagine a sort of *Space Invaders* game where your turret is at the top of the screen and where the Invaders are coming from the bottom of the screen, and you'll have a pretty good idea of what's going on.

Instead of the invaders moving across the screen they climb 'the wall' in straight lines. This makes them sitting, well climbing, ducks because all you have to do is line up your turret and let fly with the shots. Handily, should a couple of men be in-line with each other and the incoming shot, then you're gonna take them both out.

Play continues in this fashion until a little


chap makes it to the top of the wall. Simple.

Just about the only thing muddying the water is the fact that the little chaps gradually get faster. Ermannd has tackled this well because the increase in speed is very gradual but still noticeable enough for you to start to panic when you can see them getting nearer to the top than you'd like.

A bit of variation is just about the only thing seriously missing from *The Wall*. A couple of bonuses here and there or some different weapons, or even some different climbers, would have been nice.

Although *The Wall* becomes tense when things start to speed up, it's still a little on the tedious side.

AF



Repel the hordes of little fellas in this excellent, upside-down, *Space Invaders*-type game.

**VERDICT:**

Fine for a few minutes but the lack of variety kills off the enthusiasm. Very tense and panic-inducing when things start to speed up though!

**GAME: Amigotchi II AUTHOR: Samuel Brookes LANGUAGE: Blitz Basic**

Hurrah! Just a couple of months ago (AF105) I was very excited to get *Amigotchi* from Samuel Brookes, only to be severely disappointed when it transpired that the little fella did absolutely, erm, nothing.

Imagine my delight then to discover *Amigotchi II* in the post. Imagine my disappointment to discover that the little fella still does almost nothing.

He falls asleep and, bizarrely, wakes up again immediately, but that's about it. He can still be fed, still be watered and at least Samuel's fixed the 'disappearing Amigotchi'

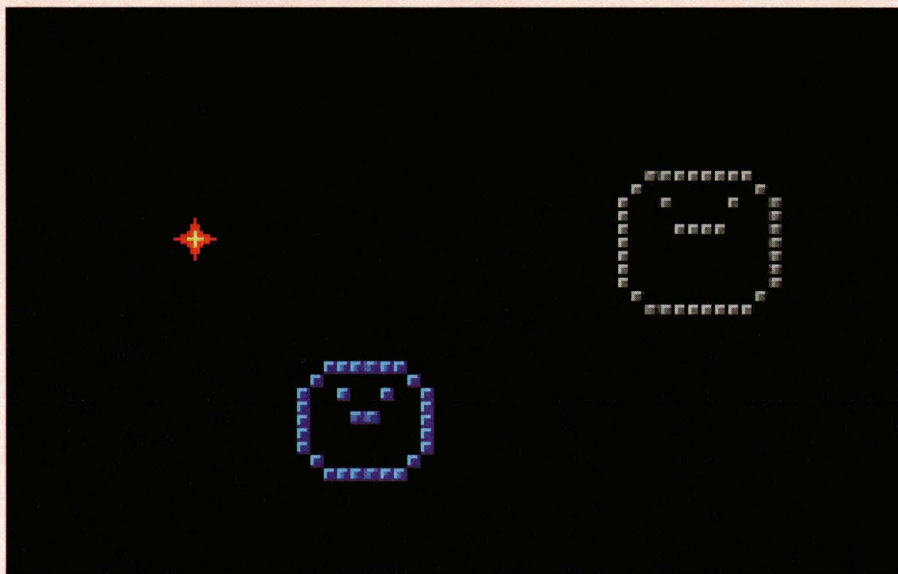
bug which meant that if you moved the info window at the bottom of the screen over the wee chap he disappeared (you can't move the info window any more).

Samuel's also included a rather strange game-within-a-game called *PC Gotchi*. Here you move your Amigotchi up and down the screen (very, very slowly) in an attempt to shoot a blue Amigotchi that moves across the screen at random heights. Even when you're not playing *PC Gotchi* you've now got the chance to move your creature around the screen (using a joystick).

And that's as exciting as *Amigotchi II* gets. There's still almost nothing to do with the little git and consequently you'll tire of looking at the screen after five minutes. I'm still waiting for someone to produce a Tamagotchi game on the Amiga and it looks like I'm going to have to wait even longer.

Samuel's threatened to send *Amigotchi III* in the next couple of months, but frankly Sam, unless it does something er, significant, I really wouldn't bother.

AF



And this will be the rather thrilling game within a game, *PC Gotchi* then. I lied about the thrilling bit actually, because it isn't.



Once you've moved your Amigotchi into the middle of the screen, given it a couple of meals and a couple of drinks, turn your Amiga off and go and watch the telly or something. It's far more interesting.

**VERDICT:**

A Tamagotchi on the Amiga game that still doesn't do anything. How much fun can you have pressing the 1 key to give it a meal? If you last longer than half an hour then you're a better person than me.




## GAME: Shoot Out 2 AUTHOR: Gareth Griffiths LANGUAGE: Amos

Another long-standing friend of Reader Games is Shrewsbury-based Gareth Griffiths here. As you've guessed from the title, *Shoot Out 2* is an improved version of his *Shoot Out* game that featured in these pages a while back (AF103). Although that game was fine, it was obvious that it could have been improved and I ventured a couple of suggestions myself: "...maybe armour should be included so you could collect bonus armour too." Gareth, it seems, was already on the case and so *Shoot Out 2* features armour bonuses amongst others.

It's a simple enough game. Two players each control a small tank thing that moves vertically up and down the side of a small arena and attempt to shoot each other. Now though, there are bonus icons that appear in the middle of the arena that the players can shoot to collect. The bonuses have various

effects, including beefing up the tank's armour to make it able to withstand more hits. There's now a block in the middle of the arena that the players can use to hide behind, but this can be tricky because it's constantly moving.



**Shoot Out 2.** A fine example of how just a couple of tweaks and additions can make a load of difference. Shame there's no one-player mode.

The fact that the game's only two-player is the only disappointment here. Gareth explains that he's aware of this but can't get a decent computer-controlled player using Amos, so two-player it's going to have to be.

Possibly the only other thing I'd change is having the bonuses stay on-screen for slightly longer than they are at present. That aside,

this is fun. Simple but fun. You won't be playing it for hours, but find a friend and you'll both have a good laugh. AF

### VERDICT:

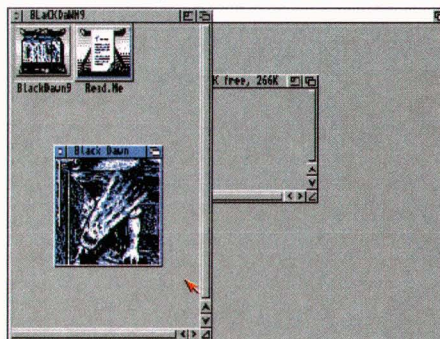
The addition of the bonuses add a lot to the game. All it lacks is a decent one-player mode. Fun for a short while but not a game to keep you playing for days.

## GAME: Black Dawn AUTHOR: Shaun Watters LANGUAGE: Blitz Basic

Now then, here's a curious game. Boot it up and you're presented with a small window with some black and white graphics showing you, in first person perspective, looking at some sort of dungeon arena. Several layers of clouds parallax scroll in the sky and you can move around using the cursor keys. Every now and again you'll find a monster that needs shooting (Return key) and apparently the idea's to find the exit.

I say apparently because after a couple of frustrating hours I still seem to be in the same part of the dungeon. Turn a couple of times (*Black Dawn* uses the 'flick-

screen' method of moving, just like *Dungeon Master* and similar games), until you see some space in front of you. Move forward and then try turning. Curiously you won't be able to because you're now in some sort of corridor. Bizarre. I hope I'm not doing Shaun a big disservice here but I just can seem to figure



This really should have been a whole lot better. Try it at home and see what you think.

out how I'm supposed to orientate myself around the place. No matter where I go, the game seems to shift the goalposts at will. Seemingly open spaces, erm, aren't. Even the monsters seem to be governed by something other than the laws of physics. They quite regularly come and have at pop at you from behind and you won't be able to turn around and fire back at them because there's actually a wall behind you.

Sorry Shaun, I just can't make head nor tail of this. AF

### VERDICT:

It's fast and it looks like this could have been quite entertaining but I just couldn't seem to play it properly. Please let me know if I'm missing something fundamental here folks.

## GAME: Cyber Pet AUTHOR: Shaun Watters LANGUAGE: Blitz Basic

Shaun's second game this month is included because, well, it demonstrates the need for instructions when you're sending a game in.


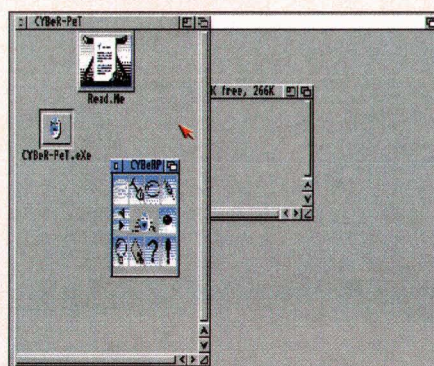
All I'm after here is a brief description of how to play a game. You know the kind of thing – which keys do what? What do the various icons mean? Anything at all would help because after a half-hour of random button pressing I still couldn't manage to do anything with *Cyber Pet*.

I sussed that the arrow icon to the left of my pet moves the icon highlighter and that the button to the right of my pet sometimes makes the little window in the middle go black but that's as far as I've managed to get.

This is a shame because Shaun's obviously got some talent and knows how to code. *Black Dawn* and *Cyber Pet* are both testament to that, but he manages to shoot himself in both feet, firstly because *Black Dawn* seems to play by its own rules and

secondly because *Cyber Pet* is unfathomable without some insider knowledge.

This is a lesson for everyone thinking about sending a game into Reader Games – if you're going to do it, then at least make my life a bit easier by telling me how to actually play the damn thing! AF



Well, the little chap certainly seems happy enough (left). I wonder if he'd like me to turn the lights off for him (right)?

### VERDICT:

If I knew how to actually do anything it would be a whole load more fun. Give it a bash and let me know what I should have been doing.



**GAME: Missile Command AUTHOR: Timothy Hanson LANGUAGE: Unknown**

Oh joy! *Missile Command* clones are often featured in these pages but every now and again one comes along that just manages to be a little bit special. This is one of them, just because it's so lovely to play.

Unusually, you're given a big X to control the targeting of your missiles which come from three piles at the base of the screen.


Every time you press a mouse button an X is left on the screen indicating where your missile is going to explode. Every missile fired leaves a dotted line trail as it makes its way towards its destination.

It's a fine clone. Everything's there that you'd reasonably expect. There are planes flying across the screen dropping more

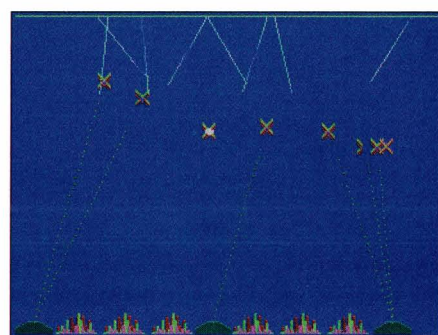
missiles, satellites making an appearance and so on and the speed increases after each wave of missiles are well judged.

My only concern with the game is the dreadful choice of colours used for the background graphics. Some are so bad it's almost impossible to see the missiles coming! The sound's pretty ropey too but then you can always turn that off.

If the only thing downsides are the poor colour choices and dodgy sonics then there's not too much to worry about is there? **AF**



I reckon the dotted trails the missiles leave are fab – I just wish the missiles would travel that wee bit faster, though.



That's that lot taken out then. At least the colours chosen for this wave aren't too gaudy – you should see some of them!


**VERDICT:**

Nice one Tim, and I didn't even say MMMBOP once. Doh! But seriously, it's not an original game at all but it's still great fun to play.

# READER GAMES READERS FAVOURITE!

Hurrah! We have a winner! Despite the high quality of most of our Reader Games, Steve Eaborn's *Compendium* romped home as your favourite. Steve will be receiving a whopping £100 and an exclusive bag of goodies, stuffed full of things which are currently lying around our office, getting under our feet and presenting a serious fire hazard. So get writing your own games now! The next winner could be you...

## Compendium Steve Eaborn Issue 103



Steve Eaborn's *Compendium* deserves all the praise it gets because every one of the games was a superb version of the arcade original. If you missed this one then you missed out. Rush to the back issues page and get your copy of **AF103** ordered today – they won't last long!



## READER WARRANT

When you're sending in your submissions make sure you also give us:

1. An address where you can be contacted.
2. Details of the language used to create the game.
3. A recent photo of yourself.

The address to send your stuff into is:

Reader Games • Amiga Format  
30 Monmouth St. • Bath • BA1 2BW

Everything included on the AFCD must have a reader warrant with it. Just cut it out off this page, sign it and send it in to us with your game and a recent photograph of yourself. A last reminder: if you don't include this warrant we simply won't be able to put your game on the CD – and that means you won't be able to have it judged by other readers.

In respect of all material which forms my reader contribution to Future Publishing's *Amiga Format*, I hereby warrant that:-

1. The material is original and does not infringe any other material or rights;
2. The material does not contain any material which is defamatory, obscene or indecent and is exempt from classification under the Video Recordings Act 1984;
3. That there are no legal claims against the material provided;
4. That I have full power and authority to provide this material to Future Publishing.

Signature: \_\_\_\_\_





**EPIC Marketing**  
By supporting us,  
your supporting the Amiga.



**OPENING HOURS**  
9:30am - 5:30pm  
Mon - Sat  
**POSTAGE COSTS**  
£1 per title

### UK orders

**0500 131 486**

or 0800 06 888 90

### overseas orders

**+44 1793 490988**

**general enquiries**

**0 1793 514188**

### fax line

**0 1793 514187**

### email

**epicmarketing@dialin.net**

### posted orders

### Epic Marketing

**Unit 22 - BSS House**

**Area 50, Cheney**

**Manor, Swindon,**

**Wilts, SN2 2PJ, UK**



**OPENING HOURS**  
ARVO - LATE<sup>pm</sup>  
Mon - FRI  
**POSTAGE COSTS**  
\$2 per title

### Australian orders

**02 9520 9606**

### posted orders

### Epic Marketing

**36 Forest Road,**

**Heathcote, NSW.**

**2233, Australia.**



**e-mail:**  
**epic@swol.de**

**Telephone:**  
**+49 0 7071 63525**


### German office

**Epic - Paul Lechler**

**Strasse 4, 72076**

**Tubingen, Germany.**

**CREDIT CARD ORDERS WELCOME**  
All items are sold subject to our normal terms and conditions. E&OE  
All prices include VAT. \*Supplied on floppy disk.  
KS2/3 = Compatible with A500+/A600/A1200 etc



World of Clipart Plus is a double CD-ROM containing 40,000 mono and colour clipart images. It includes over 100 categories including: animals, people, vehicles/transport, food&drink, zodiac, xmas, cartoon, music, computers, technology, babies, women, men, dogs, cats, birds, office equipment, trees and dozens more. Most clips are IFF.



Order: CD77x UK: £14.99 - AUST: \$36

### WORLD OF CLIPART All Amiga's



Magic Workbench Enhancer is a stylish Amiga CD-ROM containing not only Magic Workbench but also around 10,000 new Workbench Icons, Backdrops and Desktop tools. Enhance Workbench even more with this excellent CD.

#### Includes:

Magic Workbench - 10,000 New Icons - WB Backdrops  
Desktop tools - WB Sounds  
WB Games - WB Hacks



WorkBench

Magic WB

Order: CD187x UK: £14.99 - AUST: \$36

### WORKBENCH ENHANCER KS 2/3



The Speccy CD 1997 includes around 3,000 all-time classic original Spectrum games and emulators to run them on the Amiga. This CD is a sinch to use. The faster your Amiga,

the better.

Order: CD403 UK: £14.99 - AUST: \$30

### THE SPECCY CD 1997 Any



The Epic Collection 3 is a new Amiga CD containing around 600mb of the very best Amiga software, nearly all of it is usable directly from the CD. No need to decompress it to disk.

Order: CD405x UK: £14.99 - AUST: \$30

### THE EPIC COLLECTION 3 KS2/3



The new Ami-PC Linkup set is a powerful new Amiga to PC Networking package that allows the Amiga to have access to ALL of your PC's drives including: ZIP, Hard disk, Jazz, CD-ROM etc. Win95 is recommended on your PC, but isn't essential. The package includes everything you need including cables.

This software is supplied free on an Amiga and PC floppy disks. Call 0 1793 514188 for more info.

Order: CD461 UK: £17.99 - AUST: \$36 SPECIAL!

### Ami-PC Linkup NEW KS2/3



Amiga Desktop Video CD volume 2 contains hundreds of megabytes of Video related backdrops, fonts, samples, and clip images. The CD also includes a full version of Scala.

Order: CD404x UK: £9.99 - AUST: \$20

### Amiga Desktop Video 2 KS2/3



### ARCADE CLASSICS Plus

Order: CD76 UK: £14.99 - AUST: \$30

Arcade Classics Plus includes hundreds of variations of all the classic arcade games, such as Pacman, Invaders, Tron, Galaxians, Frogger, Tempest, C64 conversions, Q-Bert, Trail Blazer, Scramble, Ping-Pong, Pengo, Missile Command, Breakout, Bezerk, Donkey Kong, Tetris and tons more great games.

## Amiga CD-ROM GAMES

The Latest CD-ROM Titles!

<b>CIVILIZATION</b> £14.99	<b>SIXTH SENSE</b> £29.99	<b>NEMAC IV</b> now £19.99
<b>FLYIN' HIGH</b> now £19.99	<b>TRAPPED</b> £14.99	<b>BIG RED ADVENTURE</b> £19.99
<b>WENDETTA</b> £19.99	<b>STREET RACER</b> £14.99	<b>SUPER SKIDMARKS</b> £14.99
<b>GLOOM</b> £14.99	<b>Pinball B. Demolition</b> £19.99	<b>TRAPPED 2</b> £19.99

See our other advert elsewhere in this magazine for more great Amiga games.

**HARD DISK PREP & INSTALLER<sup>A</sup>** - Allows you to partition your hard drive and install Workbench onto either a 2.5" or 3.5" hard drive. £7 (AHD7-2) for WB3 or (SHS7-2) for WB2.  
**SCANNER DRIVERS<sup>A</sup>** - Supports Epson GTxxxx, Hewlett Packard, Mirotek, Mustek, Highscreen flatbeds and more. Some drivers require certain spec Amiga's. £5 (SSD5-2)  
**ATAPI IDE SOFTWARE<sup>A</sup>** (ATP3-1)  
Allows you to connect and run any standard PC IDE CD-ROM drive upto your Amiga. £3  
**ZAPPO / ARCOS CD-ROM DRIVERS<sup>A</sup>**  
The Latest Version 11.2 of the Zappo/Arcos driver software. £7 (AAZ7-2)  
**SOFTMEM SUITE<sup>A</sup>** - Softmem makes your Amiga think it has tons of memory. It increases your memory to the desired amount. £5 (SMS5-1)  
**AMIGA PRINTER DRIVERS<sup>A</sup>** - Includes around 100 Printer drivers for use with Epson, HP, IBM, Star, Canon printers and more. £3 (DRV3-1)

<b>AMIGA MOUSE &amp; MAT</b> £12.95 + £1p&p	<b>AMIGA JOYSTICKS</b> from just £9.99
<b>AMIGA XL TSHIRT</b> £10.99 + £1p&p	<b>MOUSEMAT</b> £3.99 in p&p

**THE EPIC ENCYCLOPEDIA** - AGA, 4mb, Harddisk  
Order: CD262x UK: £19.99 - AUST: \$40  
The Epic Interactive Encyclopedia is a completely updated product to the extent that it now includes around 16,000 subjects. This version of the Epic Interactive Encyclopedia is available now. It features a superb new updated multimedia interface, hundreds of film clips, images, sound samples and subject information text. This version now supports a multitude of new features including: Colour images, Full-screen filmclips, National anthems and a unique **Inter-ACT<sup>TM</sup>** feature which allows you to interact with certain subjects like: Draughts, etc. A superb reference and educational title for the whole family.

#### Features Include

- \*16,000 articles from Aachen to Zurich
- \*Unique **Inter-ACT<sup>TM</sup>** feature
- \*Updated interface supporting colour images
- \*Hundreds of film clips small and large
- \*Over 4,000 images both b&w and colour
- \*Dozens of new features
- \*Music Styles from country music to rave
- \*Updated Explorapedia now eight sections
- \*Sound clips animals to famous speeches
- \*National Anthems of dozens of countries
- \*EURO-Pedia information on Europe
- \*Sound montages styles of music, animals etc
- \*Zoom into Animations 4 times as large and much more.

**AS SEEN ON TV**  
CU Amiga - 91%  
Amiga User International - 90%  
Amiga Computing - 90%

<b>Breakout</b>	<b>Defender</b>	<b>Asteroids</b>	<b>Pacman</b>
<b>Tetris</b>	<b>Tempest</b>	<b>Galaxians</b>	<b>Invaders</b>

## CD32 GAMES

and A1200 with CD-ROM  
Only £2.99 each  
(ONE FREE with every FOUR)

<b>VITAL LIGHT</b> 200 levels of sheer unadulterated addictive gameplay. 1-2 players. (32-01)	<b>LEGENDS</b> Two alien scientists have mischievously travelled back in time to destroy earth. (32-38)
<b>MYTH</b> You are taken far back in time to confront the evil God Dameron. Rated 96% (32-27)	<b>Insight Dinosaurs</b> Is an amazing multimedia Dinosaur-pedia, suitable for any Amiga. (32-42)
<b>MEAN ARENAS</b> It's fast, it's furious, it's slippery, it's Meeeeeaaan Areeeas!!! and it's fun, fun, fun. (32-25)	<b>Martins Marvelous Adventure</b> Ever delivered pizza to the far side of another dimension? (32-12)
<b>TOTAL CARNAGE</b> Level after level of blasting, explosive, fantastic flame throwing fun! (32-31)	<b>Video Creator AGA</b> Create your own stunning music video in time to your music cd's. (32-43)
<b>John Barnes Football</b> CD quality sound effects, animated crowds, Game runs at arcade speed!!! (32-22)	<b>LAST NINJA 3</b> (32-23) Ninja3 is here and ready to explode onto your screen in this stonking adventure beat'em up.
<b>STRIP POT (18)</b> Imagine five of Europe's most beautiful girls at your fingertips... (32-37)	<b>CHAOS ENGINE</b> During the last century, an experiment with time and space created a bizarre machine. (32-16)
<b>ALFRED CHICKEN</b> This is no yolk. As the worlds only chicken with a bionic beak, you have to save the world. (32-17)	<b>LIBERATION</b> (32-24) Enter the 29th Century - and enter a dying world, commercially exploited by the corrupt state.
<b>Now that's what I Call Games!</b> 100 all time classic PD games ready to use on the CD32. (32-29)	<b>GLOBAL EFFECT</b> (32-20) Make the decisions of a world leader, as you control the balance of nature versus civilization.

**ALSO AVAILABLE....**  
02. Babba & Stix  
03. Premier  
07. Morph  
08. Dangerous Streets  
09. Akira  
14. Guardian  
15. Thomas' Pinball  
19. Chuck Rock  
26. Microcosm  
28. Nick Faldo Golf  
30. Sensible Soccer  
32. Zool  
33. Wing Commander  
34. Oscar & Diggers  
35. Fears  
36. Thomas' Pinball  
39. RoadKill  
40. D-Generation  
41. Whizz  
Other titles available (Get a Catalogue!)



**SIXTH SENSE** Investigations is an amazing new Amiga arcade adventure, featuring 32 locations, full character dialog, 3 different worlds, many interactive characters, puzzles and more. This game sets new standards for Amiga gaming. Look for reviews!

Order: CD430 UK: £29.99 - AUST: \$60

**SixthSense Investigations** AGA

Here it is, what you've all been waiting for: A texture mapped 3D-racing game for the Amiga!

Forget those boring "flat" 3D-racing games. Flyin' High allows you to drive over hills, through tunnels, over ski-jumps and a lot more. Up to 4 Players can play simultaneously by using a 4player Joystick-adaptor. A Construction Kit may follow shortly!

System requirements:  
Amiga: KS3, 68020, AGA-Chipset, 4MB FastRAM, Harddisk... Fun starts on 68030 running with 30MHz.

Order: CD440 NEW PRICE! UK: £19.99 - AUST: \$40

**Flyin' High** 6mb AGA Amiga

AGA Experience 3 is the latest collection of AGA tools, demos, graphics, games etc. This release contains 100% new material and will make a great addition to any A1200/A4000 owners CD-ROM collection.

Order: CD432x UK: £9.99 - AUST: \$26

**AGA Experience 3** AGA Amiga

UFO Encounters contains thousands of documents and images that "no-one" wants you to see. The CD covers all aspects of Abductions and UFO Sightings. Suitable for use on any Amiga.

Order: CD179 UK: £14.99 - AUST: \$30

**UFO Encounters** Any Amiga

Contains a wealth of software, including: Workbench Games, Fonts, Textures, Clipart, Samples, Multimedia Backdrops, Music modules, Business Letters, Tetris Games, 3D Objects, Images, 3D Backdrops, Tools and more.

Order: CD449 UK: £19.99 - AUST: \$40

**Software EXPLOSION!** Any Amiga

Deluxe Paint as a product is the envy of the whole PC world. It's features and ease of use are not matched by any other graphics package either on the Amiga or PC. Deluxe Paint 5, the latest release, is no exception. Deluxe Paint 5 is without a doubt the fastest paint package available on the Amiga. It's unique palette feature supports virtually all the Amiga's graphics modes. Deluxe Paint 5 includes the most powerful yet simplest to use animation feature you could imagine. Direct support for all the Amiga's animation formats are included as well as of course the industry standard IFF picture format. AVAILABLE ON DISK AND CD-ROM!

Complete with on-disc manual as well as the never before published full printed manual.

Order: CD499 UK: £19.99 - AUST: \$40 (quite heavy!)

**Deluxe Paint 5** NEW KS2.3

Nathan Ludkin's MIDI GOLD is a professionally compiled collection of around 3000 MIDI files. Every MIDI track is categorised into various directories, like: Film, Composer/Artist, Style, etc. Great with Yamaha XG System

CD492 UK: £29.99 - AUST: \$60

**MIDI GOLD** NEW Any Amiga

visit our new web site  
[www.globalnet.co.uk/~epic/](http://www.globalnet.co.uk/~epic/)  
e-mail us  
[epicmarketing@dialin.net](mailto:epicmarketing@dialin.net)

**The Games Room** is an original compilation of Gambling games. It covers everything from Fruit Machines to Card Games, including Klondike, Poker, Solitaire, BlackJack, and Rummy. Roulette, Darts, Bingo, Pool, Checkers, Chess, Backgammon, Dominoes, Various Board Games like Monopoly and Cluedo, Mastermind, Pub Quiz's and a wealth of other Casino related games and far more than we can detail.

Order: CD451 UK: £12.99 - AUST: \$26

**The Games Room** KS2.3

The re-compiled C64 Games CD includes around 15,000 all-time classic Commodore 64 games. It's very easy to use and the CD has a complete index of every game.

Order: CD182 UK: £29.99 - AUST: \$60

**C64 GAMES ARCHIVE** KS2.3 2mb

**3D Objects CD** 2 CD's full of Sci-fi fix, animations, sounds etc. Rated over 90% (CD215x) Only £7.99

**Anime Babes (18)** Thousands of high quality "adult" japanese images. (CD191x) Only £14.99

**Guinness Disc-Records** From the tallest man to the fastest car. It's all here on this great CD. (CD45x) Only £10

**Emulators Unlimited** Dozens of emulators from BBC, Mac, C64, Spectrum etc. (CD117x) Only £14.99

**SFX Sensation** Over 15,000 files. Includes sound effects from all over the place. (CD165x) Only £9.99

The very latest 17BIT disks specially compiled by Quartz. All the best titles are here. Through an easy to use interface you have access to around 600 brand new Amiga disks all categorised into various themes.

Order: CD495 UK: £14.99 - AUST: \$30

**17BIT LEVEL 6** NEW KS2.3

**Kid's Games** Suitable for any Amiga! Only £3.75 each (minimum of 2)

POSTMAN PAT  
COUNT DUCKULA 1 or 2  
BULLY'S SPORTING DARTS  
HUCKLEBERRY HOUND  
POPEYE 2  
POSTMAN PAT 3  
THOMAS THE TANK ENGINE  
THOMAS' FUN WITH WORDS  
SOOTY'S FUN WITH NUMBERS  
other titles available...

**ADULT SPECIAL!**

Order Adult Sensation One, Two and Three for just £20 or order them singularly for only £7.99 each

From Only £3 Great for xmas!

**BARGAIN CD'S** KS2.3

Buy One, Buy them all, for five quid or under, your want even more!

Adult Mensation £5	LSD Coll. Volume 2 £5	LSD Coll. Volume 1 £5	Utilities Experience £3	Movie Maker v1 £3	Epic Encyc 1996 4mb £5
--------------------	-----------------------	-----------------------	-------------------------	-------------------	------------------------

**OVER 200 AMIGA GAMES IN STOCK**

CALL FOR A FREE FULL COLOUR CATALOGUE

Commodore Mouse Mat £3.99  
Standard Amiga Mouse £8.99  
Official Amiga Mouse&Mat £12.99  
Joysticks... poa  
10 capacity disk box 50p  
10 Quality Blank DSD disks £4.95  
Amiga User Manuals £call  
Amiga to PC Monitor adaptor £10  
Various Cables £call  
Disk labels 2p ea  
3.5" A1200 Hard drive cable £20

**Consumables** Any Amiga

Pinball Brain Damage is an exciting new AGA only Pinball simulation, featuring Super-hires graphics!, multi ball, multi flipper and tons of other features. Look out for the review!

Order: CD486 UK: £19.99 - AUST: \$40

**Pinball Brain Damage**

Around 100 variations of the all-time classic game "Tetris". All the games are runnable from the CD.

Makes a great gift for anyone!

Order: CD148 UK: £9.99 - AUST: \$20

**Nothing But Tetris** Any

**Encyclopedia of the Paranormal** AGA, 4mb ram

Order: CD423 UK: £19.99 - AUST: \$40

The Epic Interactive Encyclopedia of the Paranormal is an exciting new multimedia Amiga based CD-ROM featuring high-res AGA graphics throughout. Covering subjects like: **UFOs & Aliens, Strangelife (Bigfoot, Lochness monster etc), Mysticism, Mind over matter, Myths and Legends** and more, this CD promises to give you an "experience". Also for the first time on an Amiga multimedia CD, there are true "AVI" files (Audio & Video). Hundreds of colour images, masses of AVI's, and animations, hundreds of voice-overs, over 40 minutes of presentations around 400 subject synopsis', and hundreds of "cross-referenced" articles.

**Software EXPLOSION!** - New Release - Worth £20 - Place an order now of £25 or more and receive this CD free! Contains a wealth of software, including: Workbench Games, Fonts, Textures, Clipart, Multimedia Backdrops, Samples, Music modules, Business Letters, Tetris Games, 3D Objects, 3D Backdrops, Images, Colour Clipart, Tools and more.

Spend £50 and we'll send you another *Mystery* CD free. Spend £75 and we'll send you another 2 CD's free! etc...

**Features Include**

- \*Hundreds of articles
- \*Updated interface
- \*Hundreds of film clips
- \*Hundreds of images
- \*Sound clips
- \*True AVI feature
- \*Over 400 Synopsis'
- \*Full Multimedia Presentations

**FREE CD'S** With Every Purchase Over £25

**Software EXPLOSION!** - New Release - Worth £20 - Place an order now of £25 or more and receive this CD free! Contains a wealth of software, including: Workbench Games, Fonts, Textures, Clipart, Multimedia Backdrops, Samples, Music modules, Business Letters, Tetris Games, 3D Objects, 3D Backdrops, Images, Colour Clipart, Tools and more.

Spend £50 and we'll send you another *Mystery* CD free. Spend £75 and we'll send you another 2 CD's free! etc...

**epic multimedia**

**AMIGA International**

**GRAPHIC DETAIL**

**SCHATTITRUNK**

**guldahl**

**ACID SOFTWARE**

**ALTERNATIVE**

**TFC SOFTWARE**

**quicksilver**

**Word Science**

**ISLONA games**

**CLOANTO**

**AMINET CD-ROMS** NEW PRICES!

**Aminet Set One & Two** each set contains a 4 CD set with mb's of tools, images, modules, animations and more. Only £15.99

**Aminet Set Three** A 4 CD set containing some of the latest tools, images, modules, animations and more. Amazing! £15.99

**Aminet Set Four** A 4 CD set containing some of the latest tools, images, modules, animations and more. £27.99

**Aminet Set Five** The Latest 4 CD set containing the latest tools, images, modules, animations and more. £27.99

Now you can use any PC Trackball or Mouse on your Amiga!

**PRIMAX Master Mouse**

Mouse Master is a stylish Trackball that doubles up as a Mouse! Supplied with our Mouse-IT software and dongle. This allows any PC serial mouse, trackball or pad to be used on the Amiga. You can buy Mouse-IT separately for just £7.99 or get it free when you buy the PRIMAX Master Mouse.

£39.99

**XCOPY Pro^**

XCopy Pro is the most advanced Amiga disk copier suite available. It includes numerous duplication modes from standard dos type copy to a deep nibble type copy. Every Amiga owner should have a copy!

UK: £12.99 - AUST: \$26 Available from the UK only

**Blitz Basic 2.1**

A next generation BASIC with features borrowed from PASCAL, C and others. Program any type of software with more power than ever before. Complete with full manual. AVAILABLE ON DISK AND NOW AMIGA CD-ROM.

The CD version includes the full Blitz Basic 2.1, the full printed manual as well as on-disc manual. The complete range of BUMS (Blitz User Manuals) - These alone would cost you over £200, source-code and more. Order: (CD500)

UK: £19.99 - AUST: \$40

**Mini Office Suite^**

Recently re-released by Guildhall, this superb easy to use office suite is great for the home and small business. It includes a Word Processor with a spell checker, Database, Spreadsheet and more.

UK: £19.99 - AUST: \$40

**FREE 24 PAGE COLOUR CATALOGUE AVAILABLE.**

Send a SAE Now!

PLEASE SEND ME.....

THE TOTAL VALUE OF THE GOODS ARE £  
PLUS POSTAGE OF £  
SO THE TOTAL OF MY ORDER IS £  
MY NAME AND DELIVERY ADDRESS IS...

TEL: AMIGA MODEL


I WISH TO PAY BY....  
CHEQUE ☐ POSTAL ORDER ☐ CREDIT CARD ☐  
CARD NUMBER EXP ISS



# GameBusters

After last month's Helping Hands special, **Andy Smith** fancies himself as something of a tips crusader, hence his insistence on bringing you even more hints, cheats and complete solutions to help you through your games. Poor deluded lad...

## Cannon Fodder



**T**his classic game has been coming out of the cupboards and enjoying a new lease of life with some of you, especially a Mr Palmer of Cheadle, so here are some handy tips to get you safely through some of the tougher missions.

### Mission Eight.

#### Phase Two

Shoot the rocket launcher, hide behind the ruined huts, send one guy to grenade and then rocket the launchers across the water. Once they are dead, send two or three chaps over to the far side of the water.

Walk the remaining soldier up to the palm tree and barrel where the two rocket launchers will self-destruct. By moving fast, you can shoot the remaining two, so pull him back and leave him to defend himself.

Using the other three chaps, charge the next bunker, shoot the first launcher then go round to the front and grenade the second. Head round the back of the next bunker and take out the final one. Make sure everyone within range has been gunned down before crossing the water.

Clear a path to the turret and,

once inside, fire at as many bunkers as you can. Aim too close and you're in danger of blowing yourself up, so be very careful.

### Mission Eight.

#### Phase Four

Shoot the soldier coming out of the tunnel. Grenade the hut over the



War has, indeed, never been so much fun, as the jaunty little intro song goes to this highly popular game. And if you've been having trouble with some of the tougher missions, then it's a good job we're here!

66 You've now probably only got about **fifteen seconds** to blow up all the doors and kill the remaining soldiers... 99





trees and blow up the jeep. Retrieve your wheels, bomb the hut and send one chap to take out the three launchers. The third one's going to need a rocket. If you put all four chaps in the jeep, only two or three will ever make it so leave one on the cliff-top to provide cover and then jump the jeep into the water.

Make sure that everyone in the jeep is formed into the one unit so they can all get out at the same time when the jeep sinks.

Head straight to the far side and grenade both the hut and the launcher over the trees. Run straight past the turret and keep moving until you reach the far side. Shoot the remaining launcher, cross over, head down the bank, grenade the jeep, and then man the turret and blow up the bunkers.

## Mission Twelve.

### Phase Four

There are two snowmen in the top right hand corner and if you walk up to, and stand next to, the fat one you should become invincible for the rest of the phase. Very handy indeed.

## Mission Twelve.

### Phase Six

It is possible to complete this level without using the chopper or pressure pads and with only one man.

Head east towards the first bunker and destroy the gun on top. Now go southeast, destroy the enemy chopper before it takes off and head



As you lose more and more recruits, the hillside becomes steadily more populated with headstones. Avoid this happening by following our handy tips.

anticlockwise, remembering to take out the enemy guns.

Run to your own gun on top of the factory and take out the factory door. Make sure that the man you send is carrying all the rockets. You should get through before you even have the chance to wonder how you ever had so much trouble with this level in the past!



Two of our intrepid boys take out a rather dangerous-looking hut. They should have coated it in Ronseal Anti-Rocket lacquer. It does exactly what it says on the tin.



## Mission Nineteen.

### Phase One

You need three men to finish this mission, so if any get killed it's best to press ESC and try again. Now then, head straight up to the building at the top and position the troops to the right side. Split off two men and head right to the pile of junk where you'll come under fire from a jeep.

The idea is to run towards the junk, lob a grenade over to the other side and then scoot off quickly, otherwise the jeep either shoots you or jumps over the junk and completely flattens you.

**66 The idea is to run towards the junk, lob a grenade over to the other side and then scoot off quickly... 99**

Head these two guys down to the wall and avoid the grenades raining down from the chopper. After a bit, it'll get fed up of trying to kill you and head down to where it'll land.

Hug the right side of the screen to avoid the turret and then rocket the chopper. Then go back to the wall, stand on the white pad, and go to the building in the middle. Once

continued overleaf →



Flag it down and commandeer it. Fortunately, it's already been camouflaged up, so it's ready to use. That chap by the bush isn't going to have much need of it, though.



# Helping Hands

## PREMIER MANAGER 3



Cheat your way to extra fitness, morale and money – and don't say we didn't do anything for you.

Dear AF,

Please could you give me some cheats for Premier Manager 3? Mark Lovell, Sandford.



If only this worked in real life, eh? Bristol Rovers would be in Europe by now. Oh well, maybe next year...

I gave these out a couple of months ago Mark, but here they are again just for you – Dial 400040 and your players will have a higher fitness rate and better morale. Dial 343343 for extra money.

## MONKEY ISLAND

Dear Amiga Format,

I know you're probably sick of Monkey Island requests but I'm stuck at the giant monkey head. I can get inside but I don't know how to get the navigator head from the natives. John Strand, Glasgow.

I certainly am fed up with these John as it wasn't that long ago we re-ran the complete solution! Anyway, here's what you need to do.

Talk to the cannibals until 'Head' comes up in conversation and then give them the leaflet and in return you should get the head of the navigator and the necklace.



Now people, people, people. Please can we all just give up with Monkey Island now please?

again, you'll have to avoid fire from the turrets but when you stand on the final pad it'll glow red and the helicopter will fly over.

Get in and kill everyone – just keep firing. Keep moving and cover all the doors until you get to the turret and make sure you don't blow yourself up by firing too close.

## Mission Twenty Four.

### Phase One

Put one man in the tank and then take out all eight turrets. Remember to keep moving. Killing the dossiers is optional on this level.

### Phase Two

Although there are three helicopters, only one has rockets, so assuming you survive the initial firefight you simply have to walk up to it. Watch your back, however, and throw grenades over the walls to take out

any opposition before you meet face to face. Then blow everything up.

### Phase Three

Put one man in the chopper, but keep all the grenades with the rest of the team. Send the team as far forward as you can, then take the chopper up the screen.

The mines detonate as soon as you fly over them, and, if you're lucky, one of the enemy will lob a grenade at you and blast one or maybe both of the doors off.

Otherwise, bring up the team and grenade the doors from the rocky outcrop. Now finish off any survivors by simply landing on 'em.

### Phase Four

Run up to the top corner and put one man in the chopper. The idea is to take out the four turrets in one pass. If you fail, they'll launch

homing missiles that will plague you for the rest of the phase.

Assuming you've got a couple of these blighters on your tail, then the always helpful hint of 'keep moving' becomes more applicable than ever, so blast the computer until the dome's destroyed, all the doors, consoles and pretty much everything in graceful, but deadly, fly-bys.


The enemy helicopters land in the corners, so why not drop by occasionally to see if they've landed.

### Phase Five

Whereas the homing missiles were a bit of a drag in the last phase, they're a complete nightmare in this one. If at any point your chopper should pick one up on its tail, then hit ESC and try again.

In the meantime, cross the water, send one man to get the jeep and then race past the two turrets and

# Zeewolf 2: Wild Justice



mission. You will then finish that mission with as close to maximum ordinance as it is possible to get.

Cannon rounds don't count as part of your Unused Weapons Bonus so destroy whatever you can using the cannon.

On most levels that are spare POW's wandering around who can be picked up to refresh your armour. Even if you don't need to replace

your armour, still pick up the POW's because you get a \$5,000 bonus for each one rescued.

Talking of rescuing, there are often more men available to be picked up than the mission requires, and any spare men rescued earn you a Humanitarian Bonus.

Don't leave the rescue of extra men until the last part of your mission. The level will only be completed when the required man

In all the time I've been back on Amiga Format I've never given you an in-depth guide to the Amiga's best-ever helicopter combat action game. This is bizarre when you consider I helped design it! And yes, it is brilliant. Here is the definitive guide to playing it.

Every \$250,000 earned in Zeewolf 2 is rewarded with an extra life. These are only of use in continuous play, but for tackling the trickier levels a few extra lives never go amiss, so here's how you can rack them up.

Always re-arm with rockets and missiles before completing a mission as these count towards your Unused Weapons Bonus. The best way to go about this is to fulfil all but one of your mission's objectives and then go and empty every Camel on the level, before tackling last phase of the



The Zeewolf ploughs some rockets into a Shark patrol boat. Watch as it lists to one side before exploding. Very satisfying indeed, as it happens.



jump into the chopper. Blast the turrets, then sneak down the screen until you can just see the next turret.

Fire off some shots and then back off. You need to do this for every turret, but each time you back off you can take the door or any survivors. Once you've taken out the remaining four turrets, paste the area with rockets and then pick up the leader. You can't miss him because he's the one with the flashing red light on his head.

Fly the leader back to the tent to finish off the level.

### Phase Six

This is the last of the game and so to mark it as something special, there's no map and only a TIME TO DIE counter. You've got around four minutes to finish this, otherwise bombs go off everywhere and you're gonna die. To best use the time,

you've got to try to complete several tasks at the same time. Start off by lobbing grenades at the first set of blast doors, then go down the ladders and head left.


As the team passes the next set of ladders, split one man off and give him all the explosives. He's got to blast his way round to the pressure pad, but make sure he uses all of his grenades before you leave him as he has a tendency to blow himself up.

While you're doing this, move the rest of the team to the middle and split them. Send two as far down as you can and send the other two straight up, but keep to the right.

As soon as the enemy turret opens fire and blows itself up, head back down and go right. Climb the ladder, get in the turret, blast the other turret, kill everything and then stand them

on the next pad. This leaves the team at the bottom. Swim them over to the ladder but stop at the bottom rung and fire upwards as it's mined. When you get them to the final pad, it'll glow red and your helicopter and the enemy's will come over to you.

You've now probably only got about fifteen seconds to blow up all the doors and kill the remaining soldiers while the enemy chopper fires it's heat-seeking missiles at you. Good luck!



The Zeewolf stops to pick up a passenger. That's bound to earn a good Humanitarian Bonus.

steps into the doorway and any extra left standing outside do not count towards your bonus.

An easy way to get a high Unused Weapons Bonus on Remote Link levels is to make sure you use all the munitions available on the remote link craft. Their weapons are not recorded in the scoring system but what they destroy is.

Extra lives can be gained by returning any abandoned Zeewolves. These can be found in deserted bases on missions 13 and 18. There's also one on mission 31 but that's included as part of the mission.

It's worth remembering that the Remote Link vehicles are disposable, so use them to tackle anything that threatens the Zeewolf.

On mission 9, the Remote Link enemy transport helicopter used to drop the bomb is supposed to die so don't waste time trying to save it once the bomb's dropped.

The Barracuda's torpedoes are

the longest range weapons in Zeewolf 2, being the full range of the scanner, so use them to destroy all Sharks before they get on-screen. Line up and track your shots on the scanner where the torpedoes will appear as yellow dots.

Radar tanks make all anti-aircraft units in their vicinity much more accurate. They absolutely must be your first target when you find one next to any Mantis or Cobra sights. Failing to take out the Radar tank will mean you will die.

Many Radar tanks are actually on patrol which means they will temporarily leave a Mantis/Cobra unit and will therefore be unable to influence it. This is the time to strike at the Mantis/Cobra unit. Note that ECM Radar tanks, the ones that fill your scanner with static, also give radar support, so there are twice as many reasons to destroy them.

The scrambling range of these ECM Radar tanks is limited, so to get an idea of the area they patrol, fly out to sea or another clear zone and switch to the Tactics screen so you can view the whole map.

ECM Radar tanks also break remote links, so scout the area with the Zeewolf before taking a remote link craft into a potential ECM area. This is doubly important when you're flying the remote link Kestrel.

When you encounter an Ecliptico APC (a Mule), they may appear harmless, but on later missions (all of them above mission 16) they can

release Saboteurs (little green men!). So destroy any enemy APCs you see as a Saboteur will blow up the Zeewolf as soon as he touches it.

Finally, certain enemy units do not appear in your gun camera, most notably the enemy radar dishes on ships and buildings.

This is where your Gun Camera Lock Indicator comes in very useful. It will turn green when a lock has been established.

This still doesn't guarantee a hit but it does indicate that your on-board computer has positively identified the target.

Good luck and good shooting!



# Helping Hands

## THE UNTOUCHABLES

Dear Amiga Format,

Do you know of any cheats or tips for the game *The Untouchables* please? Simon Pelley, Windsor

Sure do Simon. While playing, type **SOUTHAMPTONGAZETTE**. You can now press **F10** to skip levels and press **HELP** to skip to the second half of some of the missions. Also, when you're playing the game, press pause and type in the following to jump to different levels:

1. BRIDE ROLLS
2. MAG N ALLEY
3. KID ZAPPING
4. A NIT IN TIME



Fight all those nasty drink-smuggling types during the prohibition in *The Untouchables*.



And if you can't be bothered, or aren't good enough, to do it the hard way then simply type in one of the level codes above.

# LEND A HAND



If you've got some hints, cheats, tips or general good advice on any Amiga games, especially some of the newer ones like *Uropaz*, *Bograts* or anything similar, then don't keep them to yourself. Send 'em in so we can pass them on to other gamers who might be having more problems than you are.

Also, if you've got a query about a game (and no, I don't really mind people asking about *The Secret of Monkey Island* all the time), then likewise, drop us a line and we might be able to answer it in *Helping Hands*.

HELPING HANDS • Amiga Format  
30 Monmouth Street • Bath • BA1 2BW



# AMIGA™ GOES POWERPC™

## POWER UP YOUR AMIGA...

A further dimension is being added to Amigas with our new PowerPC based **BLIZZARD POWER BOARDS** for A1200, A1200 based Tower Systems and A1500/2000 systems along with the new **CYBERSTORM PPC** for A3000/4000 systems. You'll now be able to benefit from performance many times beyond the speed of the fastest 680x0 based boards.

Designed as upgrades for existing systems, Power Boards incorporate innovative dual processor technology where a fast PowerPC RISC processor is combined with a 68k CPU, dynamically sharing memory and system busses. While the original AmigaOS 3.x continues to run on the 68k CPU, supporting existing applications to provide backward compatibility, the PowerPC CPU is backed by comprehensive PPC Libraries which provide the functionality to integrate PowerPC into an Amiga multitasking environment.

Software developers can easily optimise their programs, step by step, porting single tasks to PowerPC code, which then run in parallel with 68k tasks. Leading Amiga software vendors are preparing ported or optimised versions of their software packages already. It is anticipated that a large quantity of software products supporting the PowerPC will be available soon.

Power Boards will be delivered with a comprehensive suite of utilities, including the PPC library, as well as tools for creative users. Among them is a Public Domain GNU C compiler for PowerPC (including sourcecode), many demo programs and utilities with sourcecode. In addition to this software, free developer support is available via FTP site.

Last but not least, a PowerPC optimised version of CyberGraphX V3 with RISC optimised CyberGL/3D plus MPEG functions and libraries is included (along with a special GGG driver to support the AGA chipset) with full and comprehensive documentation.

	Blizzard 603e PowerBoard	Blizzard 603e+ PowerBoard	Blizzard 2604 PowerBoard	Cyberstorm PPC
PowerPC CPU	603e	603e	604e	604e
Clock Speed	160-250MHz	160-250MHz	150-200MHz	150-200MHz
Companion CPU	68030 50MHz	68040/68060 25-50MHz	68040/68060 25-50MHz	68040/68060 25-50MHz
Est. PPC Performance	@ 250MHz	@ 250MHz	@ 200MHz	@ 200MHz
MIPS	Approx. 280*	Approx. 280*	Approx. 350*	Approx. 350*
SpecFP95	Approx. 3.5	Approx. 3.5	Approx. 7.1	Approx. 7.1
Memory Option	Max. 128Mb	Max. 128Mb	Max. 128Mb	Max. 128Mb
SCSI On Board	Fast SCSI-II	Fast SCSI-II	Ultra Wide	Ultra Wide
Amiga Compatibility	A1200(T)	A1200(T)	A1500/2000	A3000/4000(T)
Est. Availability	DEC '97	DEC '97	Summer '97	Summer '97

### Blizzard 603e Power Board - A1200(T)

The new Blizzard 603e Power Board is an inexpensive Power Up Accelerator for A1200 system owners who already have a board with a socketed full 50MHz 68030/MMU processor (these CPUs have a gold finish to the top surface) eg 50MHz Blizzard 1230-II, III, IV or similar. Featuring a 160-250MHz PowerPC 603e RISC CPU, the board has a socket for the 50MHz 68030, expansion capabilities of up to 128Mb high speed memory and built in SCSI-II controller.

Imagine the performance from your A1200 with this low cost board!

### Blizzard 603e+ Power Board - A1200(T)

The Blizzard 603e+ Power Board is the highest spec Power Up Accelerator for A1200 systems. Featuring a 250MHz PowerPC 603e RISC CPU, the board has a socket for a companion 68040 or 68060 CPU, expansion capabilities up to 128Mb of high speed memory and built in SCSI-II controller. This board is ideally suited to those owners who already use an accelerator with either a 68040 or 68060 CPU (ie. Blizzard 1240TREC or Blizzard 1260 owners or their equivalents).

If you want the BEST from YOUR Amiga A1200 - this is it!

### Blizzard 2604 Power Board - A1500/2000

If you own either an A1500 or A2000 you can now take advantage of PowerPC technology with this 604e CPU RISC based board which has a socket for a high speed 68040 or 68060 CPU, expansion capabilities up to 128Mb of high speed 64-bit memory, built in Ultra-Wide SCSI controller and a high performance expansion slot for expansions such as the CyberVision PPC. This board is ideal for owners of accelerators with 68040 or 68060 processors such as the Blizzard 2040 or Blizzard 2060 owners (or their equivalents).

Want the BEST from YOUR Amiga A1500/2000? - Look no further!

### CyberStorm PPC Board - A3000/4000(T)

CyberStorm PPC is the ultimate accelerator for Amiga 3000(T), 4000(T) and systems with compatible CPU slots, offering blistering 604e performance - more than 10 times faster than any 68k based accelerator on sale today! Available with clock speeds of 150, 180 and 200MHz, the companion socket for the 68k processor accepts either a 68040 or 68060 CPU. The board provides 64-bit wide extremely fast memory expansion using pairs of standard SIMMs, dynamically shared by the two CPUs. Additionally, CyberStorm PPC comes with a DMA driven Wide Ultra SCSI controller on board offering transfer rates of up to 40MB/sec for even the most demanding of professional applications. A 32bit high speed expansion connector, with DMA access to the main memory, is also provided for later upgradeability.

The 200MHz version of the CyberStorm PPC provides performance of more than 350 MIPS or approximately 8.1 SPECint95 and 7.1 SPECfp95\*... breathtaking speed that goes far beyond that offered by most PC systems. In the second half of the year, an advanced graphics board will become available for the CyberStorm PPC expansion slot, providing a subset of the innovative CAIPRINHA custom chip. By having a stand alone version of the DLRP (Display List RISC Processor), this board will offer superior display capabilities through higher VRAM-based resolutions, pixel depths and speeds, as well as the potential to begin developing software supporting the functionality of the forthcoming ABOX system.

#### PRICING AND AVAILABILITY:

Options with or without 68k CPUs will allow users to fit the CPU from their existing accelerator. Delivery of Power Boards is scheduled for Summer 1997 following finalisation of CE approvals. Call now for full details.

Special prices available to existing BLIZZARD & CYBERSTORM board users

Blizzard 603e/603e+ Board...	160MHz	200MHz	250MHz
with Empty 030/040/060 Socket	£269.95	£359.95	£429.95
with 68030/50MHz fitted	£302.95	£392.95	£462.95
with 68040/25MHz fitted	£305.95	£395.95	£465.95
with 68040/40MHz fitted	£331.95	£421.95	£491.95
with 68060/50MHz fitted	£466.95	£556.95	£626.95

Cyberstorm PPC 604e Board...	150MHz	180MHz	200MHz
with No Processor	£479.95	£549.95	£629.95
with 68040/25MHz fitted	£519.95	£579.95	£669.95
with 68040/40MHz fitted	£549.95	£609.95	£699.95
with 68060/50MHz fitted	£709.95	£769.95	£859.95

\*Quoted performance figures are estimations based on specifications from Motorola/IBM and are relevant to the PowerPC processor only. Prices include VAT @ 17.5%.

Owners of other makes of board or those who don't already have an appropriate CPU - please call for prices.

POWER PC TECHNOLOGY, POWER PC SPEED and POWER PC PERFORMANCE

# Harwoods... always the Fastest Amiga Boards and NOW PowerPC Technology for Amigas too!

## STILL THE FASTEST, NOW LOWER PRICED, NO ONE ELSE EVEN COMES CLOSE!

BRAND NEW...

### CYBERVISION PPC

HIGH END GRAPHICS CARD for...

PowerUP, CyberStorm PPC and Blizzard 2604 PowerBoards

Estimated Availability FEB '98

The CyberVision PPC is a high performance graphics card which can be installed on the expansion slot of the PowerPC 604e based PowerUP Accelerators, the CyberStorm PPC and the Blizzard 2604 Power Board. The use of CyberVision PPC is highly recommended for use with the Blizzard 2604 Power Board to speed access to the ECS Chip Memory or Zorro II based graphics boards found in A1500/2000 Amigas.

Performance of CyberVision PPC benefits from the high data bandwidth achieved by direct connection to the processor bus utilising the graphics direct connector which incredibly speeds up, for example, 3D rendering/display. Breathtaking performance is enhanced not just by the ultra fast processor access into the video memory, but also the internal speed and functionality of the CyberVision PPC.

CyberVision PPC is equipped with the powerful PERMEDIA2 Graphics Controller providing outstanding 3D performance of up to 80 million textured 3D pixels/sec, with hardware accelerated rendering functions such as z-buffering, gouraud shading, fogging, blending and anti-aliasing. As the design of PERMEDIA2 hardware suits OpenGL implementation, its 3D performance can support CyberGL functionality of CyberGraphX V3 Native which is supplied with PowerUp boards. In combination with the high floating point performance of the PowerPC 604e processor, a breathtaking performance in professional 3D applications can be achieved. Additionally, the PERMEDIA2 processor supports functions such as colour space conversion, chroma keying and XY-Scaling which is used by the software MPEG decoding routines of CyberGraphX V3 Native.

- 64Bit Video SGRAM with data throughput of up to 800MB/sec - allows ultra fast RAMDAC to display up to... 1280 x 1024 in true colour at 85Hz screen refresh rate and... 1600 x 1200 in true colour at 60Hz or high colour at 85Hz.
- 4Mb or 8Mb Display Memory options

CyberVision PPC... 4Mb Display Version

CyberVision PPC... 8Mb Display Version

CALL FOR LATEST NEWS

CALL FOR LATEST NEWS

### 1260 TURBO ACCELERATOR MEMORY BOARD

A1200 TURBO ACCELERATOR AND MMU/FPU

50MHz 68060 - 0Mb Standard, expandable to 64/192Mb

38.71MIPS with single sided 60/70 Nanosecond SIMM fitted.

Offers Amiga A1200 owners FULL 68060 POWER with a board that simply plugs into the trapdoor slot. Your A1200 will then operate at TWICE or even THREE TIMES THE SPEED of an '040 based upgrade and up to FIVE TIMES THE SPEED of a standard A4000! Available options such as the SCSI-IV Kit and RAM are shared with the Blizzard 1230-IV and 1260.

Blizzard 1260 Turbo 50MHz 68060 and MMU/FPU, 0Mb 32Bit Fast RAM, exp. to 64/192Mb £319.95

### 1230-IV TURBO ACCELERATOR MEMORY BOARD

A1200 TURBO ACCELERATOR AND MMU

50MHz 68030 - 0Mb Standard, expandable to 128/256Mb

9.91MIPS with 60 Nanosecond SIMM fitted.

The highest performing 68030 Accelerator available for your A1200. With its 50MHz 68030 and MMU, the 1230-IV offers BETTER PERFORMANCE than a LOW PRICE. With a SysInfo rating of 9.91 (using a 60 n/s SIMM) you can see the 1230-IV is very fast... a performance gain of up to 500% is achieved! Via its Fast Expansion Bus, an optional SCSI-2 Controller module can easily be fitted. An industry standard SIMM socket provides for up to 128Mb of auto-configuring 32Bit Fast RAM (up to 256Mb with the SCSI-2 option using its extra SIMM socket).

Blizzard 1230-IV Turbo 50MHz 68030 and MMU, 0Mb 32Bit Fast RAM, exp. to 128/256Mb

Fast 60 Nanosecond SIMM RAM Expansions - 32Bit, 72Pin

Motorola Maths Co-Processor - 68882 PGA type FPU, 50MHz

### BLIZZARD SCSI-IV KIT

SCSI-2 MODULE for 1230-IV, 1240TREC & 1260, & ADDITIONAL 128Mb SIMM SOCKET

(Fast SCSI-2 DMA Controller - upto 10Mb/s transfer rates with additional SIMM socket/extra RAM)

Blizzard SCSI-IV Kit £59.95


### 1230-IV and 1260 FEATURES

- May be disabled with simple keystroke on boot up - for full games compatibility, even badly programmed/older software
- Battery backed self-recharge Real Time Clock
- High performance expansion with full 32bit wide DMA
- Easy trapdoor installation - no modifications required
- 1230-IV features PGA FPU socket allowing optional 50MHz 68882 FPU

## JUST COMPARE THE PERFORMANCE FIGURES FOR YOURSELF!

Comparative MIPS performance figures measured using SysInfo.

Each board had the appropriate SIMM fitted which is required to fully activate the accelerators speed.



Please note: Memory, SIMM and FPU prices may change without warning due to exchange rate fluctuations. Please confirm price prior to ordering.

THE PERFORMANCE OF OUR NEW POWER UP BOARDS WITH POWER PC PROCESSORS!

### CYBERVISION 64/3D

64-Bit ENGINE A2000/3000/4000 (T Series) 3D VERSION 24-Bit COLOUR ACCELERATED GRAPHICS CARD.

For all Zorro-3 and Tower System A1200s with Zorro II backplanes. The core of this great board is the VIRGE GRAPHICS CHIP from 53. With 3D capabilities, it's able to process complex 3D functions in hardware (eg. shaded & textured surfaces) with Trilinear Filtering and Shading/Fogging for super realistic Real Time 3D Rendering. When used with CyberGraphX 3D library, CyberVision 64/3D can even offer a broad range of 3D facilities for any software developer.

CyberVISION 64/3D... 4Mb Version £139.95

**MPEG Decoder** - added to the Feature Connector to provide real time MPEG audio and video decoding at full size custom screens or, in Workbench windows (HQ display using 16/24bit modes from CyberGraphX Workbench). Stereo audio output is provided via the supplied dedicated line output jack. Upgrade to a CyberVision 64/3D and MPEG bundle (from previous CyberVision 64) for a special low price! £149.95

**Monitor Switcher** - with integrated scan line doubler. Designed to fit into the Amiga slot, this gives full automatic switchover from the standard Amiga signal to CyberVision 64/3D's output. Both cards may be fitted into A3000/4000 models leaving three Zorro-II slots free. £69.95

### CYBERSTORM II

AMIGA 68060 ACCELERATOR

Cyberstorm II is an ultra powerful graphics accelerator. When you fit a Cyberstorm II 68060 Accelerator to YOUR A3000, A3000T, A4000 or A4000T you can, for example, render a graphic with Imagine 2.0 software in just 2.4 minutes! Compare that with 10.34 minutes on a standard A4000 '040/25!

- With no jumpers, both Cyberstorm II models are fully plug and play, and A4000 users even have the option of a SCSI-2 Module if they wish (A3000s already have SCSI built in).
- Up to 128Mb of standard SIMMs can be installed and you can even transfer the 72Pin SIMMs from your Amiga A4000 straight onto your new Cyberstorm.
- Optional SCSI-2 Module
- If your budget currently only covers the cost of Cyberstorm II 68040ERC, you can always upgrade later to the full 68060 processor for the extra power!

Cyberstorm II 68060/50 50MHz 68060 - 0Mb, Expandable to 128Mb. LAST FEW AVAILABLE... £389.95

Cyberstorm II SCSI-2 Module £69.95

Cyberstorm II SIMM RAM Expansions (Please call for a range of SIMM prices) £Call

### CYBERSTORM III

AMIGA 68060 ACCELERATOR

NEW Cyberstorm III is the latest high end 68060 Accelerator Board for YOUR A3000, A3000T, A4000 or A4000T (or system with compatible slot). Features a high performance 68060 processor at 50MHz clock speed, a memory expansion option for up to 128Mb of ultra fast 64Bit memory, a Wide-Ultra-SCSI controller on board and an expansion slot for high performance expansions such as the CyberVision PPC.

- Up to 68MB/sec sustained memory transfer rate - ideal for applications demanding the use of large amounts of data. Memory design of the Cyberstorm III is 50% faster than the Cyberstorm II resulting in real world application performance increases of up to 25%!
- Wide-Ultra-SCSI Controller on board
- Expansion up to 128Mb of ultra fast 64Bit memory
- Expansion slot for high performance expansions - eg. CyberVision PPC etc.

Cyberstorm III 68060/50 50MHz 68060 - 0Mb, Expandable to 128Mb

Cyberstorm III RAM Expansions (Please call for a range of RAM prices) £469.95

£Call

### MOTOROLA MOTIVATED

Blizzard and Cyberstorm products use MOTOROLA 68000 and PowerPC series processors. They run WITHIN the electrical timing specification laid down by Motorola to prevent any possible overheating/reliability problems. So, when you pay for a 50MHz CPU for example, that's exactly what you get... not a 40, 33 or even a 25MHz CPU 'clocked' to 50MHz! Look out for the **MOTOROLA MOTIVATED** logo - your guarantee of our commitment to quality and reliability - BEWARE of 'clocked' CPUs! TERC and ERC processors used on selected boards are recycled and rigorously tested (68040 CPUs operating at 40MHz - an excellent guaranteed and competitively priced alternative).

### What the Magazines think...

Blizzard products have consistently achieved the highest magazine accolades and awards! **Amiga Shopper** "...1260 is destined to become the ultimate object of desire for A1200 owners..." - 91% STAR BUY Award **Amiga Computing** "...If you want the fastest Amiga in the World, get this board..." - 92% BLUE CHIP Rating **Amiga Format** "...Ride on the fastest A1200 in the World..." - 95% GOLD Rating



OUR RANGE HAS WON MORE AWARDS THAN ANY OTHER



COMPATIBLE WITH  
ANY STANDARD VIDEO  
SIGNAL AND S-VHS!

# ProGRAB™ 24RT Plus

NEW LOWER PRICES!

The revolutionary S-VHS ProGrab™ 24RT Plus with Teletext is not only the best way to get crisp colour video images into your Amiga, from either live broadcasts or taped recordings, it also costs less than any of its rivals. This real time PAL/SECAM/NTSC\* 24-Bit colour frame grabber/digitiser has slashed the price of image grabbing on the Amiga and, at the same time, has received rave reviews for its ease of use and excellent quality results. ProGrab™ has earned honours from just about every Amiga magazine and Video magazines too! And... with ProGrab™ you needn't be an expert in Amiga Video Technology, a simple 3 stage operation ensures the right results... **Real Time, after time.**

## STAGE 1

Select any video source with S-VHS or composite output. This could be your camcorder, TV with SCART output, satellite receiver, domestic VCR/player or standard TV signal passing through your VCR/player... the choice is yours.

## STAGE 2

With ProGrab's software, select an image you wish to capture using the on screen preview window and Grab (because the hardware grabs frames in real time, there's no need for a freeze frame facility on the source device). Once grabbed, simply download and view the full image on your Amiga screen. ProGrab also includes a Teletext viewing and capturing facility from either TV or satellite sources.

## STAGE 3

Use the 'grabbed' image with your favourite word processor, DTP or graphics package. ProGrab really does make it that simple!

### ProGrab™ 24RT Plus...

- Supports all recent Amigas and is also fully AGA Chipset compatible. You can render images in any Workbench screen mode resolution including HAM8 mode (Amiga RAM permitting).

- Saves and Loads images in IFF/ILBM, IFF/ILBM24, JPEG, BMP, PCX, and TARGA file formats. ProGrab saves animations as Anim5 files and animations with sound (requires PCMCIA interface and separate sound sampler) as Anim5 + 8SVX files. A range of image processing effects, palette computing routines (AGA only) and dithering methods are featured in ProGrab Version 2.6.x. Photogenics fully supports ProGrab with a custom 'Loader' to enable grabs directly from within the program - this direct input method will save YOU more time when handling large images.

- Software has built in mono and colour animation facilities. Number of frames is dependant on Amiga RAM.


- Release 2.6.x software now includes...  
Additional Teletext Facilities - with either terrestrial or satellite TV signals.  
Larger Preview Window - double resolution and four times area of previous ProGrab software.  
International Support - now compatible with composite PAL, SECAM and NTSC - straight from the box.  
Larger Preview Window - double resolution and four times area of previous ProGrab software.

ProGrab™ 24RT Plus costs just £99.95 **LOWER PRICE!**  
and is supplied with just about everything you'll need\*...

- ProGrab™ 24RT Plus Digitiser
- Latest ProGrab Version 2.6.x Software
- Mains Power Supply Unit
- Parallel Port Connecting Cable
- User Manual
- Input sockets for Composite and S-VHS.

\* A video source cable will be required to match your own equipment - ask us for details.  
\* Standard ProGrab hardware is PAL/SECAM/NTSC compatible. Interface mode options are available with PAL & SECAM only.

ProGrab supports any Amiga with Kickstart 2.04 or later and a minimum of 1.5Mb free RAM.



Take a signal from TV with SCART output

Use either Satellite signals or VCR output of TV or Video, including S-VHS



Grab images with your Camcorder including S-VHS

## THE APPLE ALTERNATIVE

IF YOU'VE REALLY GOT TO BUY A  
NEW SYSTEM TODAY...  
*the next best thing to your Amiga  
could be an Apple Macintosh.*

### BUT WHY MACINTOSH?

- Just like your Amiga, all Macs are Motorola based but have had the advantage of PowerPC RISC CPUs for some time... remember, even Pentium PCs in Windows™ systems are still merely CISC processors!
- Like the Amiga, Macs were designed from the outset to be an easy to use system with their windowing environment fully integrated - not bolted on later. And... Macs not only outperform other PC systems, but have recently become very competitively priced too.

- Software: there are over 1800 titles specifically written for PowerPC Macs alone, plus 1000s from pre PowerPC days which are still compatible. Industry standards such as Word, Pagestream, Word Perfect, FileMaker Pro, Excel, Quark XPress, Photoshop and many others have been developed for Macs.

- Creativity: Apple still lead the creative world - With 80% market share in colour publishing, most web sites being authored with Macs and post production video editing dominated by the Macintosh - you can see the advantage. *The magazine you are reading now was published using Macs!*

- Internet and Communications: all Macs are Internet Ready - many include built in modems and fax facilities etc. Standards like Netscape & Internet Explorer mean the Net is easily accessed.

- Connectivity and Expandability: all Macs have built in networking and external SCSI connections - adding printers, drives, cameras, scanners etc. really is plug & play!

- Education and Edutainment: Macs offer you the advantage of all the latest software from the likes of Dorling Kindersley, Microsoft etc. to help with the whole family's learning skills.

- Multimedia: Apple is the World's Number 1 Multimedia PC Vendor!

- Recreation and Games: Some of the top selling games are... available on the Macintosh these include: Ultimate Doom, MYST, Dark Forces, Rebel Assault II, Descent, Full Throttle and many more!

### WANT ONE?

Well, if you really want more performance without paying the earth - and you want it now... contact Harwoods - it may be easier than you think, especially with our finance facilities catering for both business and personal users (subject to status).

Why not call and see a range of Apple Products as well as an extensive range of peripherals, accessories and software - our staff will be pleased to assist in your enquiries about Macintosh systems.

Apple Authorised Reseller  
& Service Provider

### PCMCIA Interface - A600/1200


ProGrab's optional PCMCIA Interface includes the latest version software and extends performance for serious or professional users - offering the following benefits...

- Faster downloading times (up to FIVE times quicker)
- Improved animation speeds of up to 11fps (mono) and 3.5fps (colour)
- Saving of animations direct to your Amiga's hard drive
- Freeing of your Amiga's parallel port for use by a printer or other peripheral
- Sound sampling and animation capabilities (separate sound sampler required, see right)

PCMCIA Interface **LOWER PRICE! £29.95**

### Stereo Sound Sampler

Fantastic high quality 8-Bit Sound Sampler specifically designed for use with the ProGrab 24RT digitiser (PCMCIA Interface also required).



This Hi-Fi sampler features the same 30MHz A/D converter used in the ProGrab, maximum frequency is therefore only limited by your Amiga hardware.

Featuring a band width of 40KHz to 20KHz, quality is higher than standard samplers.

Hi-Fi Stereo Sampler **£24.95**

### ProTel™ Terrestrial/Satellite Teletext Decoders

Amiga or PC add ons for grabbing terrestrial or satellite TV Teletext pages which don't need a dedicated Teletext TV/Video to operate... required signal is simply the output taken from a standard VCR or a TV that provides a suitable video out signal. Once information has been downloaded, ProTel allows you to view pages instantly... no more waiting whilst your TV searches!

ProTel™ for Amiga Stand alone unit designed to match your Amiga allowing files to be exported as ASCII Text for use in your word processor or saved as IFF graphics for DTP presentations.

ProTel™ Amiga Teletext Decoder **£44.95**

ProTel™ for PC ProTel PC Teletext Decoder - internal ISA PC card.

- Friendly software
- Capture speeds of 1000 pages in 2 mins
- Background tasking
- Easy configuration
- Save page files (ASCII, BMP, ProTel formats)
- Native 32Bit Windows 95 application
- Requires 386DX PC and 8Mb RAM (12Mb Rec), Windows 95/3.1 or Workgroup 3.11, VGA display, Mouse and 1 free 8/16bit ISA slot - MINIMUM
- PAL and SECAM

ProTel™ PC Teletext Decoder **£29.95**

### camcorder



Camcorder User commented... "If you're looking for a high resolution 24 bit digitiser then, at this price, ProGrab 24RT represents great value for money."

ProGrab™ - Voted as The Best Video Hardware product for the Amiga. Especially pleasing because the award comes from Amiga Shopper magazine's readers... Satisfied Customers!

ProGrab™ - Amiga Format 95% Gold Rating and comments like... "ProGrab 24RT Plus is quite simply the digitiser to get", "Incredible value for money - no other digitiser offers so much for so little" and "Offers far more features than any other digitiser near the same price"

ProGrab™ - Amiga Shopper 95% STAR Buy and remarks like... "Sharp, crisp and faithful to the original colours, we were mighty impressed" and... "Highly Recommended. Whether you are a Videographer or a Graphic Artist, look to the ProGrab 24RT Plus. It's a winner" Hi-Fi Stereo Sampler - Amiga Shopper 92% STAR Buy, April 1997.

CU Amiga said ProGrab™ is... "Just the job for beginners and semi-professionals on a tight budget" and... "very hard to beat. For the money, nothing can touch it"

### AMIGA

## AT GH WE MAKE EVERYTHING EASY...

### PHONE GH...

We welcome all major credit/debit cards with NO TRANSACTION SURCHARGES.

### ORDERING BY POST OR FAX...

Please include your Name, Address and preferably daytime and/or evening phone or fax number with your requirements. If using your debit/credit card include its number and valid from/expiry dates (also issue number with Switch cards). Please make cheques (allow 7 days clearance), Drafts or P.O.s payable to... Gordon Harwood Computers Limited.

### GH PRICES...

All UK and EC customers - VAT is included at the standard rate of 17.5% to all prices. UK overseas Armed Forces Personnel may be exempt VAT - please ask for details.

### DELIVERY...

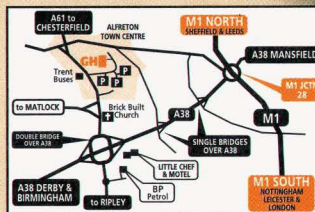
We offer prompt shipment with fully insured express delivery options throughout the UK, Europe and Worldwide at a modest cost. If ordering by mail, please call to confirm the appropriate delivery charges.

### GH WARRANTY...

Manufacturers' standard warranties apply or, ask about GH's comprehensive extended options which are always recommended for professional users to minimise costly down time - details available on request.

### ALL PRICES INCLUDE VAT

...and are shown for personal users only. Business users please ask for VAT Exclusive prices.



If you prefer, you can collect your Amiga goods from us...

### AN EASY DRIVE FROM MOST AREAS,

We're open Monday to Saturday  
9.00am until 5.00pm...

PLEASE CALL TO CONFIRM AVAILABILITY BEFORE  
MAKING A LONG JOURNEY TO VISIT US.



gordon harwood computers



GH 15TH ANNIVERSARY  
1982-1997

We've been providing Commodore products since 1982 and today supply a range of 100% Motorola based systems including Blizzard and Cyberstorm along with video products and other peripherals...

01773 836781  
PICK UP THE PHONE AND ORDER TODAY FOR DELIVERY TOMORROW



For your protection all Cards are fully Security Checked

### OFFICIAL ORDERS...

We supply Central, Local Government and Education Departments along with Major PLCs

### 'FAST-FAX'...

on 01773 831040 for a Rapid Response to your Quotation or Order Requirements!

**GH**  
GORDON HARWOOD  
COMPUTERS

DEPT AMF/7 • NEW STREET  
ALFRETON • DERBYSHIRE  
DE55 7BP

Tel: 01773 836781

FAX: 01773 831040

e-mail: info@ghc.co.uk

THE PERFORMANCE OF OUR NEW POWER UP BOARDS WITH POWER PC PROCESSORS!



# PD Select

**Dave Cusick** once more trawls through the PD mailbag to bring you another helping of affordable excellence.

## BLIZZARD '060 UTILITIES

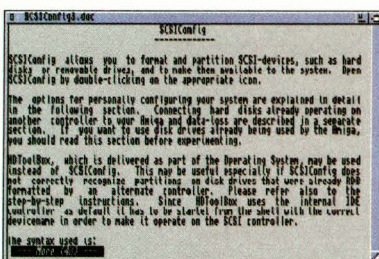
By: .....Various  
Ware: .....Free  
PD Library: .....OnLine PD  
No of disks: .....1  
Price: .....75p + 75p P&P

Buying an '060 card for my A1200 is one of the things I've been meaning to do for absolutely ages, but have never quite got around to. There's always another more pressing need – be it an urgent bill to pay, an expensive problem with the car to sort out, or whatever – and so I end up stuck with my trusty '030/50, and a machine that absolutely crawls along when running complicated pieces of software.

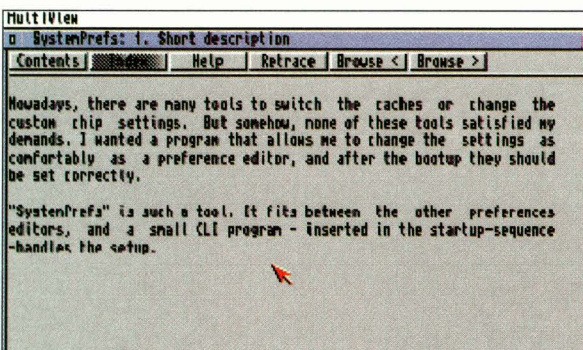
If you're lucky enough to own an '060 then this disk contains some bits and pieces that might prove interesting.

First up, there's version 40.353 of the 68060.library, and a small program called *Make060* which sets a flag to tell '060-sensitive software that you do indeed have the CPU installed.

Then there are some small phase5 programs that enable you to format and partition SCSI devices, configure them so they are available to your Amiga and control them from the Workbench.



Another top batch of utilities with something for everyone who has an '060 (left, below).



Another program allows your machine to address MS-DOS formatted volumes as if they were AmigaDOS volumes, and there are a couple of extra SCSI-type tools thrown in for good measure. There is a short file detailing how to overclock an '060 by replacing the 50MHz clock generator with a 55 or even 60MHz clock generator, and an accompanying circuit-board diagram to illustrate what is involved.

The author, Artur Muszynski, says his machine runs reliably at 60MHz, although of course there is always a risk involved in overclocking a CPU, so this hack isn't going to appeal to everyone.


Finally, SystemPrefs is a tool which allows you to play around with the cache settings, control the RAMSEY chip found on A3000 and A4000 machines and increase the speed at which your RAM is accessed. This may appeal to the more technically aware owners of all manner of Amiga CPUs, because the settings it covers apply to a range of machines from the 68010 upwards.

Obviously, as with hacking around with your CPU speed, playing around with system settings isn't something that beginners should attempt.

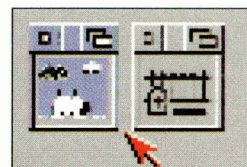
This is definitely a disk for more technically minded '060 owners, but if that description applies to you then the chances are you'll find something that will be of value here.

## AMIPET

By: .....L A Atkins  
Ware: .....Free  
PD Library: .....F1 Software  
No of disks: .....1  
Price: .....80p + 75p P&P



Erm, we were too busy to look after our pets (above, right) and they don't look too frisky now...



Every six months or so a new craze seems to come along in the world of kiddies' toys. Throughout the early stages of my youth the original *Star Wars* toys were all the rage, but in recent years the crazes have become more short-lived and much more bizarre.

Following on from the likes of the Teenage Mutant Ninja Turtles and the Power Rangers, the last year has seen absolutely startling success for "virtual pets" on a keyring. Nice.

I have a friend who works in the toy department of a large department store, and he would happily take a machine gun and annihilate the fellows responsible for unleashing Tamagotchi toys on the world. This summer (he has informed us on numerous occasions over a quiet pint in the local), barely a day went by without twenty or thirty kids pestering him for the toys.

Invariably, of course, the store didn't have any. New stocks sold out within a few minutes of their arrival, with dedicated/rich/stupid parents actually rolling underneath the metal security blinds when the store opened in the morning, and jostling one another for position as they descended the escalator into the toy department. This was all so that they could grab one of the ten or fifteen new toys which had been allocated to that particular store.

I can guarantee that keyring pets aren't a teacher's best friend either. Having to compete for attention with a poorly animated LCD dinosaur that needs feeding, playing with and berating in approximately equal measures really wasn't what made most teachers take up the profession, I'll bet.

Some kids have made money out of their sad dedication to these pathetically crude playthings, offering babysitting services for their even sadder friends.

Quite why anyone would pay for a keyring pet and then pay someone else to actually do the periodic button-pressing which surely amounts to the only enjoyment to be gleaned from the darned things is quite



# PD selection of the month

## Morton Strikes Back

By: .....David Parsons  
 Ware: .....Licence  
 PD Library: .....F1 Software  
 No of disks: .....1  
 Price: .....£6.99 + 75p P&P

*Morton Strikes Back* was an absolute breath of fresh air to this cynical hack, slaving over his third PD column in barely a month as a result of Amiga Format's dedication to providing you lovely readers with a special Christmas issue of the magazine.

Some of the stuff sent in to PD Select simply doesn't cut the mustard, but in contrast, *Morton Strikes Back* puts many commercial offerings to

shame. What we have here is platform action par excellence. A truly polished product in every way, *Morton Strikes Back* features addictive and responsive runny-jumpy gameplay, the like of which has not really been seen since the era of Zool.

It isn't especially surprising that *Morton Strikes Back* is such a good game considering it was programmed by David Parsons, the chap who produced the rather excellent *Og! The Caveman*, which was reviewed in issue 102.

Morton himself is a lovable central character, gloriously animated to the extent that he is capable of performing all sorts of endearing actions, such as teetering on the edges of platforms. He must make his way across loads of colourful, beautifully drawn levels, bouncing on the heads of all manner of cutesy foes, collecting coins and fruit and avoiding swinging pendulums, bottomless pits and the like.

Admittedly it has been done a thousand times before, but when it's done this well then it really is impossible not to love a game like this. With presentation that is hard to fault, marvellous graphics, gameplay which is responsive and fair while still being challenging, atmospheric cutesy music and a whole lot more to offer, *Morton* is undoubtedly one of the best games I've seen in months.

If you don't have an AGA machine, just ask for the non-AGA version which is available for £4.99. This is one not to be missed at any cost.



Gorgeous graphics and great gameplay abound in top arcade platformer *Morton Strikes Back*.



beyond me. It takes all sorts, I suppose.

*AmiPet* isn't the first program to attempt to bring all the fun and excitement of virtual pet ownership to your Amiga screen, but it's probably the only one to have appeared so far that can actually be run in the background while you are getting on with something ever so slightly more useful. It's also the only program that enables you to design your own pet by customising the graphics as you see fit.

Along with the standard *AmiPet* you'll find *AmiSheep* and *AmiSpider*, examples of the tremendously diverse range of totally different beasts you can thus produce.

From the program menu you can choose whether to play with your pet, feed it a snack or a proper meal, clean it, punish it or call in the vet. You can also consult the stats screen to see how long your pet has been alive and just how fit it is. It costs a lot less than the real McCoy, and kids can't take it to school in their pocket, which I think has definitely got to be a good thing.

However, that's the only good thing. *AmiPet* is as completely useless as a proper keyring pet, and using it to bring up your own little beastie is an absolute waste of time and effort.

Indeed, to all rational beings, *AmiPet*

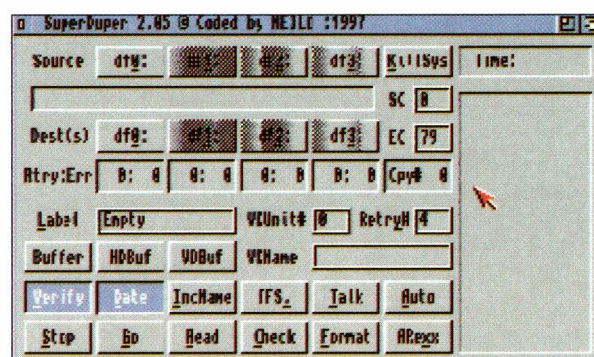
is no more deserving of space on your hard drive than Shane Richie is deserving of air to breathe. Get it for your kids, they'll love it.

### CLASS HARD DRIVE UTILS 24

By: .....Various  
 Ware: .....Free  
 PD Library: .....Classic Amiga Software  
 No of disks: .....1  
 Price: .....£1.00 + 75p P&P

This disk contains another collection of utilities designed to offer something for everyone - an objective which has pretty much been achieved in this case. It doesn't just offer programs, however. For a start, there's issue 5.07 (August 1997)

A very handy disk copier which is included on this collection of hard drive utilities.



of *Amiga Report*, a typically varied collection of news, reviews and opinions from Jason Compton et al. In AmigaGuide format, *AR* is released at regular intervals and Net users will be aware that the release of a new issue usually generates something of a buzz amongst the Amiga on-line community.

Amiga Models Guide is an AmigaGuide document that details the specifications of each of the machines in the range, from the original A1000 through to the A4000t, along with the possible expansion options they offered.

There is also an Amiga Hard Disk Guide, which talks you through the process of choosing, installing and using a hard drive, as well as some of the problems that can arise.

As for utilities, there is *FixDisk 1.2*, which is designed to help you recover as much as possible from a broken disk in much the same way as Dave Haynie's life-saving *DiskSalv*. *SuperDuper 2.05* is a handy disk copier with some powerful features and *DiskSafe* is a patch to prevent your Amiga failing to validate a disk which is being accessed when you reset your machine.

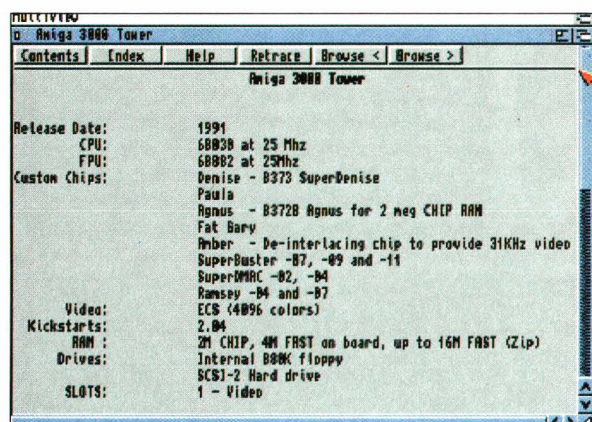
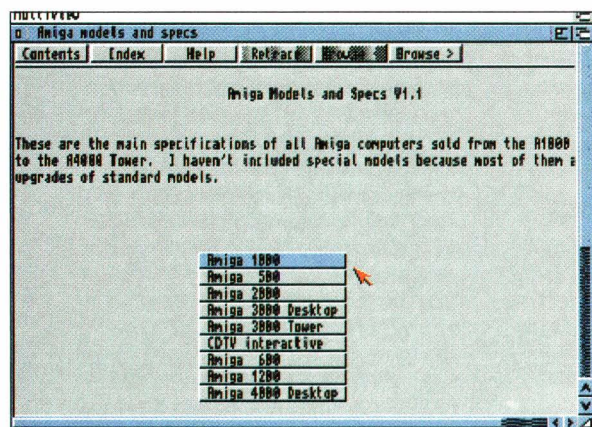
*NewPassword 1.1* is, unsurprisingly, a password protection tool, featuring a

Continued overleaf →



← nice graphical user interface and a fair few options. *JoyMouse* enables you to use a CD<sup>32</sup> control pad in the game port to control the mouse pointer, so if you want to play a two player game you don't have to keep plugging in and unplugging the mouse just to load up the program.

*VCopy 2* is a substitute for the DOPus copy command, which functions identically until it discovers duplicate



filenames, whereupon it will pop up a requestor displaying the version numbers of the source and target files and asks if you'd like to copy the source file over the target.

There are also recent versions of the asl and req libraries, a utility for rekickng a Kickstart ROM with Blizzard Turbo boards and an enhanced version of the Install command used to create bootable disks. All in all, a useful bunch of programs.

## SHELLS

By: .....Rachy of BioHazard  
Ware: .....Free  
PD Library: .....OnLine PD  
No of disks: .....1  
Price: .....75p + 75p P&P

*Shells* is a simple gambling game which might help pass away a few minutes while you're waiting for your machine to complete some task or other. The computer places a ball under one of three shells and then switches them around a few times. You have to identify which shell the ball is hidden under.

Basically, it's just the sort of straightforward sleight-of-hand game so often seen in movies, although here betting against the showman is replaced with a basic scoring system, and the objective is to obtain as high a score as possible before you eventually slip up and identify the wrong shell.

The graphics are quite nice and well animated, although it's annoying that a disk access is required every time you start a new game in order to load them into memory.

You can play on one of three difficulty levels. The novice setting is ridiculously easy for anyone who hasn't just drunk half a barrel of lager but the expert setting requires some extremely attentive shell-watching.

There is a high-score table too, so if you do actually load the game up more than once then you can see whether you are getting any better at it.

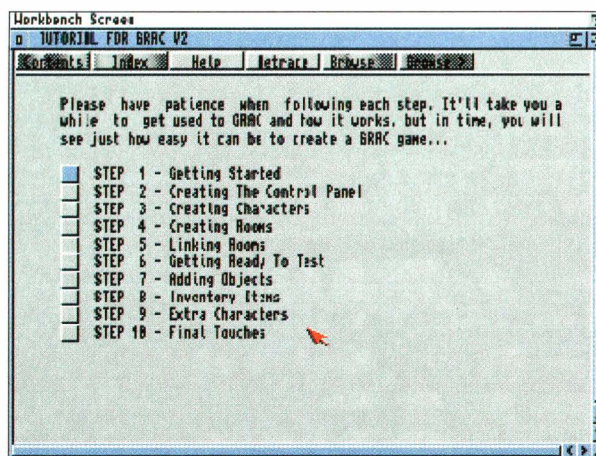
## GRAC V2 TUTORIAL

By: .....Andy Gibson  
Ware: .....Licence  
PD Library: .....F1 Software  
No of disks: .....2  
Price: .....£4.99 + 75p P&P

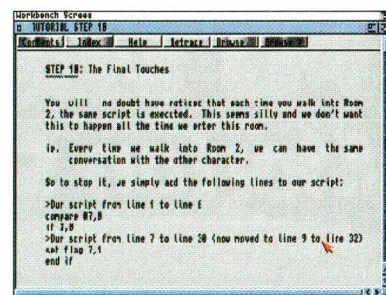
Version 2 of the *G*Raphic Adventure *C*reator is one of F1 Software's best-selling titles. Costing just £6.99, it's a powerful piece of software which has already been used to produce some top-class PD and licenceware adventure games. The problem with *GRAC* is that the instructions which come with it are frequently less than clear about exactly how you do certain things.

Some while ago F1 Licenceware released a *GRAC v1* tutorial, but with a host of features which version 1 didn't include. *GRAC v2* really merits a tutorial of its own and Andy Gibson has set out to provide a comprehensive survey of all aspects of *GRAC*, from working with the interface generally to actually constructing a proper game.

The tutorial is presented in AmigaGuide format, and although



A complete step-by-step tutorial to using *GRAC*, which will have you developing your own graphic adventures in no time.



Once you've got this far, your own adventure game will be near completion. Huzzah!

perhaps full use is not made of the hypertext medium, this certainly makes for an easily navigable guide.

There is a detailed guide to the *GRAC* editor, a ten-step guide to the process of designing all the individual aspects of a game and then tying them together, and a detailed exploration of all the commands *GRAC* offers. This is intended to complement, rather than replace, the original printer manual supplied with *GRAC* itself.

Finally, there is a section discussing known flaws in *GRAC* and ways of overcoming a few of them. The second disk contains support files including source code and helpful illustrations.

Written in a clear and friendly manner, this tutorial should prove absolutely invaluable to anyone about to embark on writing their own fully-fledged adventure romp.

## KANGY

By: .....Luca Carminati  
Ware: .....Free  
PD Library: .....F1 Software  
No of disks: .....1  
Price: .....75p + 75p P&P

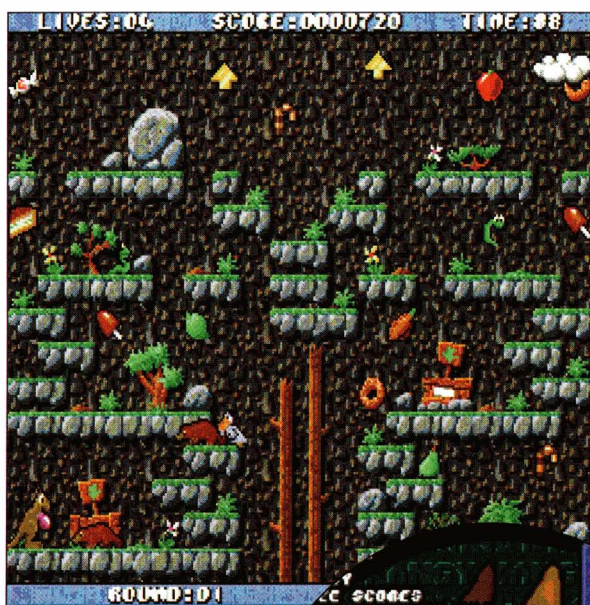
They say lightning never strikes twice, and yet in one month PD Select has received not one but two highly polished platform games. *Kangy* isn't quite as good as *Morton Strikes Back*, but it's still not a bad effort at all.

The likeable *Kangy*, a cute kangaroo, has to make his way around



*Kangy* show off his boxing skills by beating up a passing bird.





Kangy's on a bit of a sticky wicket here, being cornered by a variety of cute-looking, but deadly, little beasties.

screen after screen of platforms littered with fruit and populated with nasty creatures. The fruit must be collected and deposited in wooden boxes in order for Kangy to progress to the next screen. There are eight screens in this demonstration version of the game, but by registering (which will cost you 25,000 lire) you can obtain a version with 40 levels, which should be more than enough to keep even the most talented platform player busy for a few millennia.

Moving the joystick sideways makes Kangy move along in small bounds, and pushing up at the same time as pulling sideways increases the size of his bounds, so he can leap from one platform to another. He can jump downwards, but if he jumps too far down in one go then he will end up plummeting to his doom.

Curiously for a marsupial, Kangy is quite a proficient boxer, and when he is standing still a quick press of the fire button will make him punch any creatures that happen to be passing.

The graphics are lovely, the music's not bad and overall it's difficult to fault *Kangy* in terms of presentation. I have to say that I did find the control system a trifle unresponsive and as a consequence I quickly ended up becoming frustrated. The situation isn't helped by the fact that the baddies which populate the levels can very quickly start swarming towards Kangy, giving him little chance to escape.

If you've got the patience to persevere, *Kangy* represents a colossal challenge and is sure to provide many hours of entertainment. However, it's not one for those with a short fuse.

## BANK MANAGER V2.55 DEMO

By: .....G Proctor  
Ware: .....Share  
PD Library: ..Classic Amiga Software  
No of disks: .....1  
Price: .....£1.00 + 75p P&P

If you're anything like me then you will only have an approximate idea of how much money is in your current account at any given time, perhaps to within a hundred pounds or so at best.

Your bank statement will tell you what's currently there, as will, in all probability, your nearest Automatic Telling Machine, but that's not always good enough. The reason for this is that on any one day the balance of your account might not be a true reflection of exactly what you've spent, as there

could be cheque or debit card transactions yet to clear, your wages might not yet have got through, or whatever.

*Bank Manager* is designed to help take away any uncertainties you might have over exactly how much money you have (or don't have, as the case so often seems to be). It might not have the most appealing interface in the world, but it is certainly a powerful enough piece of software. You can tell it about your regular direct debit payments and standing orders, and your regular income and bills, then hit a button and find out exactly how much cash you are going to have at various times over the coming weeks or months.

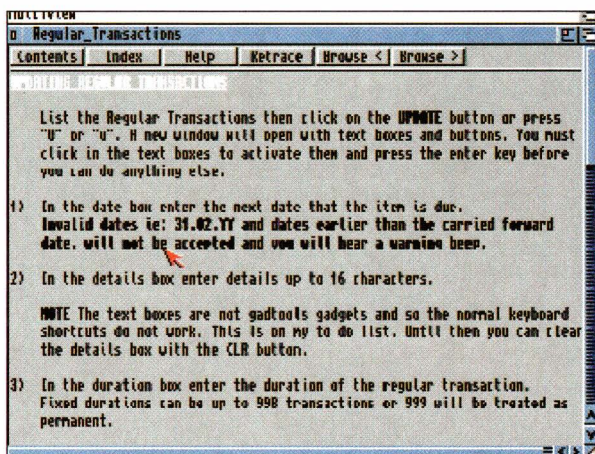
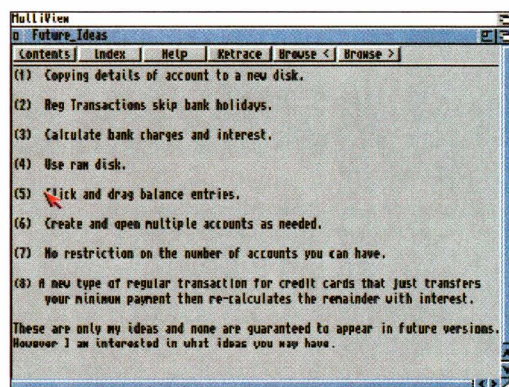
If you are worried about the potential effects of spending a large amount of money on something, enter it as a debit and see how your finances would look had you bought it for real. Then you'll know whether or not you can really afford to spend all that money.

## Top 10 Public Domain titles

- 1 BATTLESCAPE
- 2 DARK CITADEL
- 3 OG! THE CAVEMAN AGA
- 4 BOSCAR
- 5 NODDY'S PLAYTIME
- 6 HYPRA
- 7 NEW ICONS 4.1
- 8 TYPING TUTOR
- 9 AGASSM V7.24
- 10 HYPER VIPER

In this demonstration version of *Bank Manager* you can only have one account, and you are limited to 12 regular transactions. Still, there's enough here for you to decide whether you want to part with a tenner of your hard-earned cash for the full version of the program.

Because of the way in which *Bank Manager* works, it's more suited to those who have regular transactions going in and out of their accounts, although that's not to say it isn't useful to those of us who aren't that organised. In actual fact, *Bank Manager* might motivate you to get your transactions organised properly, which isn't a bad thing at all.



*Bank Manager* comes with detailed and straightforward instructions on how to get all of your transactions organised properly.

## GET YOUR DISKS FROM:

### CLASSIC AMIGA SOFTWARE

11 Deansgate  
Radcliffe  
Manchester  
M26 2SH  
Tel: 0161 723 1638

### ONLINE PD

1 The Cloisters  
Halsall Lane  
Formby  
Liverpool L37 3PX  
Tel: 01704 834335

### OTHER GOOD PD LIBRARIES



# All You Need For Internet And Comms!

## netconnect v2

**NetConnect v2** is even easier to connect to the Internet! Launch the new Wizard GUI, choose your modem, enter a few user details and let the Wizard do all the rest for you! Simple! With version 2 you don't even need to worry about the provider - everything is automatic, everything is point and click! **Amiga Format** concluded about **NetConnect v1** (June 97 issue): "Almost the perfect package for the Amiga Internet user", "If you need to get online, this is the easiest way to do it" and "It's good value for money too - especially the bundle including the 33.6K modem." We have listened to our NetConnect v1 users, noted their comments and added some other new features. NetConnect v2 is available on CD-ROM and floppy disk.

### 11 Commercial Programs within NetConnect v2!

#### AMITCP-GENESIS

NetConnect v2 users will be the first people to use this new TCP stack! Based on AmITCP Pro, we have added a number of changes - new Wizard, MUI based dialler, multi-user support, 'events' control, status window (time on 'net', connection speed), new prefs.

#### MICRODOT-II

A superb combined email and newsgroup within one GUI! Contains all the major features you would expect - MIME attachments, support for POP3/APOP, search function, multiple signatures, multiple user support, Amexx port etc.

#### AMIRC

Chat online with friends about topics, join conferences, organise mass meetings. The IRC is one of the most addictive elements of the Internet - AmIRC is the best Amiga IRC client.

#### AMTELNET

Telnet into remote computers (from anywhere in the world) - edit files on a computer in Germany from your Amiga, maintain directories for your web pages, check the status of the network, play online games.

#### AMTERM

AmTerm is a communications package which allows you to connect to a BBS, to another user (direct link), transfer files via a serial connection (Amiga->Amiga, Amiga->PC etc).

#### VOYAGER-NG

Voted the best Amiga web browser by CU Amiga - supports SSL for securing ordering, HTTP 1.1 (for the fastest web access) fastmem AGA support (use fast mem to store images) and very soon JAVA™, Javascript and AGA fastmem support!

#### AMFTP

AmFTP is the ultimate Amiga FTP client. Download/upload programs from any FTP site, also supports ADT to allow you to download the latest files from the AmigaNet and Archie to search FTP sites for files.

#### AMTALK

A direct chat client for the Amiga. Acts as an online answerphone service for people to leave messages. You can talk directly 'realtime' to friends on the Internet.

#### NETINFO

NetInfo is a cool tool for analysing the network and the people connected to it - 'finger' your friends to see if they are online, 'ping' servers to find the response speed.

#### X-ARC

X-Arc is the Amiga's answer to WinZIP™ - automatically decode LHA/LZX/ZIP files, edit the contents of these archives, create your own archives. Full integrates with NetConnect v2!

**NetConnect v2** is a state-of-the-art Internet package aimed towards Amiga users wanting to connect for the first time (absolute Internet beginners), those who have been connected a few months (novices) and now, due to the keyfile nature of the software, is suitable for advanced Internet users who want to use the modules contained within NetConnect with their existing TCP stack. **NetConnect v2 enhancements include:**

- **MIME Prefs** - Central MIME prefs interface means that you only need to setup file types once with one nice interface! This saves masses of time and effort (esp. for beginners).
- **Setup Wizard** - makes configuring your ISP a doddle. Choose your modem, enter some user details and then the rest of the process is completely automatic!
- **New programs** - AmTalk, NetInfo and X-Arc (a brand new WinZIP™ style archive management tool. Downloads lha/lzx/zip files from Voyager etc., auto-extracts them into X-Arc's GUI and allows you to control the files).
- **Programs are now keyfile based** (can be used with any TCP stack - Miami etc)
- **Extras pre-configured**: MIME types (CD only), datatypes (CD Only), online help files etc
- **Octopus** - allows you to create multiple dock bars with point and click ease - just drag the icons you have created into the icon bar! NetConnect v2 is pre-setup with its own icon bar for ease of use.
- **Programs are now keyfile based** (can be used with any TCP stack - Miami etc)
- **Printed manual** - understand NetConnect and the Internet quickly and easily (advice from NC users!)

**NetConnect v2 CD** (contains many extras: datatypes, MIME types (for www browsing) and much more) **£52.95**

**NetConnect v2 Floppy Disks** (only contains the core programs & online help documents) **£54.95**

**NetConnect v2 Upgrade from v1/v1.1** (registered NetConnect v1/v1.1 users only) **£call!**

## vapor software

If you are not interested in purchasing NetConnect you can also buy Vaporware Products individually either by disk, a keyfile sent via e-mail (quickest and cheapest method) or on CD-ROM (currently only Voyager-NG and Genesis can be purchased on CD-ROM) - CD versions have added extras such as pre-setup MIME types (VNG), HTML documentation etc.

**Genesis** - New TCP/IP Stack for the Amiga (Available December)

**Miami** - TCP/IP Stack for the Amiga

**Octopus** - Brand new dock bar creator (Available December)

**Voyager Next Generation**

**Microdot-II**

**AmIRC**

**AmFTP**

**AmTalk**

**X-Arc**

**AmTelnet + AmTerm Package Deal**

**AmigaNCP** - Amiga to Psion series software

• 5% Discount when 2-4 Vapor products are bought, 10% Discount for 5+

## internet informer

Still unsure about connecting to the Internet? Confused by all the acronyms such as 'ISDN'? Confused about the costs? Wondering whether your Amiga can access the Internet? No need to worry any longer - we have released issue 2 of our 'Internet Informer' for Amiga users. A leaflet that offers you all the information you require in order to get your Amiga onto the Internet. Modem choices, software that is available, service providers for the Amiga, questions and answers. It also contains information about NetConnect and what we can do to get you onto the Internet. For your free copy, call us or write to us.

# ACTIVE

Oval House, 113 Victoria Road, Darlington, DL1 5JH

Tel : 01325 460116

Fax: 01325 460117

E-Mail: sales@active-net.co.uk

http://www.active-net.co.uk



### DELIVERY CHARGES

S'Ware	- £1.00 for UK delivery
	- £1.50 for EU delivery
	- £2.00 World delivery
H'Ware	- £4 for 2-3 day delivery
	- £6 for next day delivery
	- £call for Saturday delivery

Make cheques/P.O.'s payable to **Active Technologies** and send to the address listed opposite. We can accept credit or debit card orders. For any additional information call us ASAP!

## high quality modems


K56Flex modems are here! Download software and web pages **upto** twice the speed of a 28.8 modem. 56k modems will operate at 33.6K speeds for uploading but you can cut your phone bills drastically when using the 56K technology! Isn't it about time you upgraded that 14.4 or 28.8 modem? For further information about the new K56Flex (Rockwell developed) technology contact us!

We only supply quality **branded** modems (Dynamalink UK Ltd or Diamond SupraExpress), which may cost slightly more than their unbranded competitors, but they ship with a 5 year warranty, the knowledge that a UK company offers support/information and you are buying a modem with quality (Rockwell based) components.

K56Flex modems need to connect to another K56Flex modem in order to use 56K technology (make sure your provider supports K56Flex technology). Call for further technical details.

### 56K and 33.6K External Data/Fax/Voice Modems

- Quality **branded** Dynamalink or Supra modem
- 33600 bps DATA/FAX/VOICE modem - true v34.
- Throughput to 115,200 (230,400 for K56Flex) BPS via V.42 bis data compression
- Group 1, 2 & 3 send/receive FAX (14.4)
- Voice Commands - DSDV upgradeable (by software)
- V.80 (video conferencing) capable
- Call Discrimination
- Fax on demand
- Caller ID and Distinctive Ring enabled
- Simultaneous voice and data (S.V.D.)
- Speakerphone for hands-free operation
- Upgradeable ROM chip
- Includes headphones/microphones - for voice control
- 5 year warranty
- Serial cable included



£104.95

## modem pack options

Various money saving packs are available. These are all based on either the 33.6k, 56k or ISDN modem plus a collection of extras. Call us for other pack options if you have your own pack idea!

Code	Pack Contents	£ Prices
PK01	33.6 Modem & STFax	£ 89.95
PK02	33.6 Modem & NetConnect	£109.95
PK03	33.6 Modem & NetConnect & STFax	£119.95
PK04	33.6 Modem & NetConnect & Hypercom1 & STFax	£149.95
PK05	33.6 Modem & NetConnect & Hypercom3Z & STFax	£169.95

**ADD £25 for a 56k Modem (instead of the 33.6k model)**


**ADD £50 for an ISDN Terminal Adapter (instead of the 33.6k model)**

- All packs come with one month free connection to a major Internet Service Provider
- Choose between the CD or Floppy disk version of NetConnect with your modem pack
- NetConnect = v2, STFax = STFax Professional

## high speed serial cards new models! from... £44.95

The **Hypercom** range of high-speed serial cards offer your Amiga the fastest connection to the Internet, for comms and fax transfers. Available for the Amiga 1200 (these serial cards are placed within the internal clock expansion port - leaving the PCMCIA port and trapdoor free!), A1200 Towers and Zorro-II/III based machines (Zorro version suitable for A1500/2/3/4000 or a A1200 tower).

These cards are currently the fastest serial cards available for the Amiga (upto 460,800bps connection). The Hypercom 3/3Z cards also ship with a buffered high speed parallel port which will drastically improve printing speeds on a laser (4x speed). The Hypercom 3/3Z cards contain a 9-pin and standard 25-pin serial ports whereas the Hypercom 1 ships with one 25-pin port. Serial and parallel drivers included. English documentation.



Hypercom 3Z

Model	Machine	Specifications	Price
Hypercom1	A1200	1 x 460,800bps highspeed buffered serial port	£44.95
Hypercom3	A1200T	2 x 460,800bps highspeed buffered serial, 1 x 500K bytes/sec buffered parallel port	£89.95
Hypercom3Z	Zorro-2/3	2 x 460,800bps highspeed buffered serial, 1 x 500K bytes/sec buffered parallel port	£79.95
Hypercom4	Zorro-2/3	4 x 460,800bps highspeed buffered serial ports	£99.95
Hypercom3i	Zorro-2/3	Expansion module for Hypercom 3Z/4 offering 2 x 460,800bps highspeed buffered serial, 1 x 500K bytes/sec buffered parallel port. Just plugs onto the card, no Zorro.	£59.95

## stfax professional

£29.95

**STFax Professional** is new commercial fax program for the Amiga containing the sort of advanced features you would find within commercial PC fax software. STFax has been in the shareware for the last few months, and the brand new commercial "professional" version offers even more advanced features plus voice control for voice modems - use your Amiga as a digital answer machine, create a fax on demand service (ideal for small businesses. Allows your customers to contact you at any time and use fax on demand to remotely download facsimile information about your products!) and create advanced voice control scripts.

#### Full Fax Features:

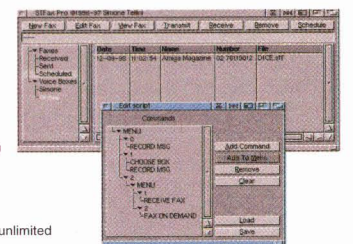
- Support for all fax/modem classes (1, 2, 2.0)
- Phonebook (store all your favourite fax and telephone numbers)
- Scheduler (store fax messages to be sent at specified times)
- Reports (quickly see when a fax was sent and received)
- Datatypes support for image conversion
- Printer driver to redirect all print-outs to a fax file (print from Wordworth, Pagestream etc)
- Viewer for viewing outgoing/incoming fax messages
- Fax forward (forward faxes to another machine)

#### Advanced Voice Features:

- Use your Amiga as an answer machine (digital messages, unlimited storage space!)
- Advanced voice scripting - create your own voice network or fax on demand service
- Use your modem as a telephone (make and receive calls via STFax Pro and your modem)
- Remote access (listen to your messages from an external source. ie. from another country)
- Caller-ID (see exactly who has called and left you a message)

#### Your Own Mini-BBS:

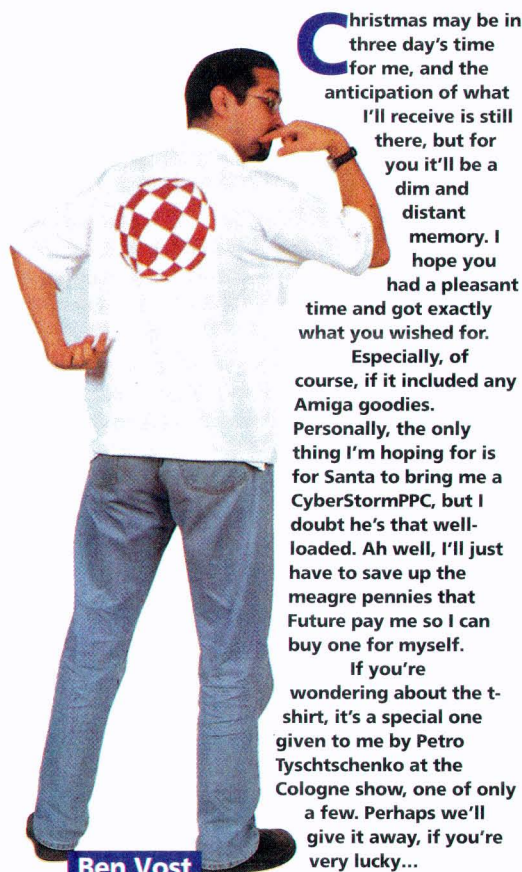
- One or more secure 'doors' (access areas)
- Point and click setup
- Allow users to upload files and send messages
- Custom greetings and menus





# SERIOUSLY AMIGA

In-depth reviews of hardware  
and software that you can trust.



Ben Vost

**C**hristmas may be in three day's time for me, and the anticipation of what I'll receive is still there, but for you it'll be a dim and distant memory. I hope you had a pleasant

time and got exactly what you wished for.

Especially, of course, if it included any Amiga goodies.

Personally, the only thing I'm hoping for is for Santa to bring me a CyberStormPPC, but I doubt he's that well-loaded. Ah well, I'll just have to save up the meagre pennies that Future pay me so I can buy one for myself.

If you're wondering about the t-shirt, it's a special one given to me by Petro Tyschtschenko at the Cologne show, one of only a few. Perhaps we'll give it away, if you're very lucky...

## AMIGA FORMAT'S REVIEW POLICY

...is very simple. **Amiga Format** is staffed by some of the most experienced Amiga users in the world and what we say goes. OK?

### WHAT OUR REVIEW SCORES MEAN

<b>90+%</b>	The crème de la crème. Only the very best, most versatile and effective products are awarded an <b>AF Gold</b> – the most highly prized rating there is.
<b>80-89%</b>	These products are very good, but there are minor flaws or areas that could be improved upon.
<b>70-79%</b>	Not a bad product but quite possibly one that needs a serious update.
<b>60-69%</b>	Average products with somewhat limited features and appeal. Products in this category tend to be flawed.
<b>50-59%</b>	Below average products which are unlikely to impress your mates or your wallet. Avoid.
<b>40-49%</b>	Overwhelmingly poor quality products with major flaws.
<b>Under 40%</b>	The absolute pits.

## 58 POWER TOWER

It's a tower, it's made by Power. What else did you want us to call it?



This is one of the nicest-looking towers we've seen at Amiga Format.

## 64 X-DVE


A bit of a double whammy with *FontMachine* and this. *X-DVE* creates great video effects for use in your titles and more.



You watch. That dog's gonna explode and then the teeny *Amiga Format* logo and the ball are gonna...

## 67 ETHERNET


Hydra's ethernet solution for the A1200 comes under the glare of the spotlight in our review process. Now's the time to buy that leased-line, Neville.



A box, a card and an adaptor, yesterday.

## 69 PPC

The start of a possibly regular feature (as long as things happen regularly) with **Nick Veitch**.



Vroom, vroom, but without any software it's just the world's most expensive '060 accelerator.

## 62 OXYPATCHER

Speed up your renderings and much more with this replacement for *CyberPatcher*.



Nice looking, but it takes ages to render.

## 66 FONT MACHINE


ColourFonts are where it's at for video titling, whether multicoloured or subtly anti-aliased. But where can you get a program that does them?



Give vent to all your fantasies or hideously clashing colours with *FontMachine 3*.

## 68 ZIP PLUS

As if the first model wasn't good enough! It may have been, but this one adds a few new tweaks, especially for those who want to use it on a variety of machines.



Neater and tidier than before, the Zip Plus is also a lot quieter. Nice.

## 71 WORKBENCH

All your answers questioned, or something like that, with **Graeme Sandiford**.

## 76 AMIGA.NET

What's new on the net? Only **Dave Cusick** knows the answers.



iBrowse on a groovy site, somewhere on the web.



# Power Tower



Re-housing your Amiga needn't mean getting a mortgage. Nick Veitch assesses this feature-packed alternative.

The A1200 has its detractors, but it is the last home computer to have that "yes, this is the keyboard, but where's the computer" feel. Although this is advantageous in many circumstances, it isn't ideal for those who are always adding bits.

Stick on a CD-ROM drive, a modem, an external hard drive, maybe a Zip, and it doesn't take long before your desktop begins to resemble some sort of industrial cable convention.

And so the tower case was born. But the thing which is deterring most people from house-swapping is the expense and the difficulty as the A1200 motherboard basically wasn't designed to fit inside a tower case.

Most tower systems are designed around standard PC components and boards, which are much squarer and, rather bizarrely for the PC market, do actually follow some sort of convention.

This means that the average Amiga user has to resort to DIY to fit an A1200 into a tower case. It isn't impossible, as we showed you back in *AF99*, but many people would rather not have the hassle of "altering" the case in order to get it to accept the Amiga.

Well, there is now an answer. Power Computing's effective solution to the problem is a tower case with a sidewall panel specifically designed to house the Amiga motherboard.



This makes constructing the Tower a lot easier, and it provides a simpler and more effective way of adding extra bits and pieces. As the Amiga is on a panel, you can take it out by just undoing a few screws.

It isn't the first time someone has tried this approach. MicroniK have been offering tower systems for some time now. Unfortunately, the beta model of the MicroniK tower system we saw had some problems, not the least of which was that it was made out of clip-together ABS plastic – once it had been taken apart a few times the sides began to bend and it didn't hold together too well. In terms of build quality, the Power Tower wins hands down with its steel chassis and panels.

The front panel is also very attractive, much nicer than the angular and box-like PC-style tower cases you will normally come across. It has a rather stylish LED cluster, where the LEDs shine down from a recess onto a curved part of the case, creating a really nice glow effect.

Aside from the power switch, the front panel is also home to a reset button and a "turbo" button. The reset button can be wired up to actually soft

**The stylish and durable Power Tower. Looks more impressive than your standard A1200, doesn't it?**

## CONSTRUCTING YOUR TOWER

In an effort to convince you of just how easy it is to rehouse your Amiga into the Power Tower, here is a quick guide to the steps involved. It really is exceptionally simple, and you don't need to know anything about electronics, structural engineering or anything – if you can manage to stick a few bits of Lego together, you can probably manage this.

The first, and most unavoidable, step is to rescue your A1200 motherboard from the claustrophobic confines of its case. This is more fiddly than difficult. Take all the screws out at the back and lift the lid off, disconnect the LED wires and the keyboard and there you are.


The tricky bit is getting the shielding off. This requires a pair of pliers and a steady hand. The metal tabs are quite fiddly too.

Once you have removed the shielding,



unscrew all the little hexagonal nuts which secure the port and then lift the motherboard out of the case.


The lower shielding and the sheet of plastic protective insulation should easily come



off, and then you are left with just the bare motherboard. This is then fitted into the specially designed and pretty sturdy side panel of the case which will be its new home. A bar at the rear has cutouts for all the A1200's rear



# How it works



reset your Amiga, but this means soldering the supplied jumper pin to your motherboard. As you can soft reset using the keyboard anyway, there probably isn't too much use for this, but it's nice that it is wired up and ready to go should you want it.

The turbo button drives a small jumper socket, so you can actually attach this to some sort of expansion

card jumper socket. For example, one which might control Kickstart remapping on an accelerator card, or turn a memory expansion on and off.

A clever microchip controlled interface plugs into the keyboard port on the motherboard to give an external keyboard connection for the rear of the case. At present, Power Computing are selling PC Windows-style keyboards to

connect to the tower, but by the time you read this, proper Amiga external keyboards should also be available so you don't have to suffer the indignity of having little window and menu keys instead of the more familiar As.


Internally, the tower can provide a home for many extra devices. The most

**Continued overleaf →**



ports, and these are secured with the hexagonal nuts which you removed earlier. A few more connections need to be made to interface the motherboard with the case. A keyboard connector, shown here, is provided.

The power connector is extremely neat, and provides power to the main board from



the Power Tower's own 200W PSU.

A cunning interface links the LED signals from the motherboard to the front panel. You also have the option to connect the Turbo button jumper to some convenient location in order to operate a jumper switch on a drive or on an expansion card.




Fit your internal drive in the front panel and secure with a few screws. Mount any additional drives in the ample space provided, hook up to the PSU and you're ready to pop the lid back on. Now that was easy, wasn't it? And look at the stylish result!



## ACCESSORIES

Apparently, in the modern fashion world one has to learn how to accessorise, or so my sister says anyway. Power Tower purchasers are lucky then to have so many optional add-ons to consider:

- **4-way IDE connector** – for adding two sets of master and slave units.
- **HDD/CD-ROM Cables** – long IDE cables with 3 connectors.
- **SCSI output panel** – for re-routing an internal SCSI interface.
- **5.25" to 3.5" bay adaptor** – convert larger bay to accept 3.5" drive.
- **Micronik Zorro adaptor** – allow Micronik Zorro to be used.
- **Power Tower Zorro kit** – add Zorro card support for Power Tower.
- **PCMCIA adaptor** – angled to allow installation of PCMCIA devices.
- **Extra 4x3.5" bay** – even more drive bays for additional devices.



The rear of the Power Tower unit has all the ports found on standard A1200s, so you can still attach modems, printers and other peripherals.

66 *There are eight blanking panels at the back, so even with a full Zorro system there's plenty of room...* 99

← important is probably the internal floppy drive because you simply can't do without DF0. Thoughtfully, the Power Tower comes with a faceplate for the floppy drive (the drive in your A1200 doesn't have one), so your

floppy unit should simply slide into it. This was the only time we encountered a problem as the button for the drive we had wouldn't fit through the hole, because it was one of those butchered PC drives that Escom used in later A1200s. Older drives fit fine and it's not too much of a problem for those of you with Escom machines as you can either get a new button or shave the tapering side off the one you have.

The advantage of the Escom type drives is that they have an activity LED, for which there is a lens on the front panel. The red light on the front of the unit will show any drive activity on floppy or IDE drives, but you can cut a small solder track on the interface so that only hard drive activity is indicated.

The bays provide more than ample room – you could easily get a CD-ROM drive, an internal Zip and two slimline hard drives in the case with room to spare.

If you really need the extra space, you can get a kit to add some more 3.5" bays, but I can't see anyone but the most ardent expansionist needing to do this.

The 200W PSU should be able to power almost anything you can fit in the case with your A1200, but you can easily get a beefier one if it's really required. Modern drives and devices tend to consume less power, so this isn't likely.

Of course, you can still clutter up the place with all your other peripherals such as modems and printers, as all of the Amiga's ports are still available at the rear.

PCMCIA peripherals are more of an inconvenience than

a problem. A right-angled adaptor is available from Power that will allow you to fit them inside the case. It is also possible to use the Micronik Zorro board adaptor with this case, although you will need an additional adaptor for this. Power intend to introduce their own Zorro board expansion shortly.

There are eight blanking panels at the back, so even with a full Zorro system there's still plenty of room for mounting external interfaces, including everything from accelerator SCSI cards to CD audio connectors.

It is quite a nice thing to acquire your own case and undertake the necessary modifications to fit your computer inside it. At least it is then unique. However, given the incredible ease of construction, features and value of this system, the Power Tower would seem to be the best route for all those who don't really want to worry too much about the actual mechanics of housing an A1200 in a tower.

It's neat, it's clever, it's easy to construct and great value for money. It's so good that I have one myself. For the price of a hard drive or a decent sized memory SIMM, your Amiga can have a brand new home and you can say goodbye to all those trailing cables and external device boxes.

I really don't think I can recommend this highly enough. This is the perfect way for your A1200 to start off 1998.

**DISTRIBUTOR:** Power Computing 01234 851500.

**PRICE:** £149.99 (including PC keyboard + PSU, Amiga keyboard £29.99 extra).

**REQUIREMENTS:** A1200.

**DESIGN:** ●●●●●  
Exceptional style and sturdy build quality get top marks.

**MANUAL:** ●●●●○  
Easy step by step instructions.

**ACCESSIBILITY:** ●●●●○  
Assembly is very easy.

**FEATURES:** ●●●●●  
Flashing lights, curvy panels, sturdy walls, huge bays – it's got it all...

**VALUE:** ●●●●●  
Outstanding value.

**OVERALL VERDICT:**  
I can't think of a single good reason for any A1200 owner not to buy one.

97%



# GASTEINER

**0181 345 6000**

**Facsimile 0181 345 6868**

## TRAXDATA CDR

Write your own CDs. Too expensive?  
Not any more. With TraxData CDR.  
Super-dupa 2 x write and 6 x read CDR  
with a commercial 'Make CD' software  
included, and at a price that makes this  
system unbeatable.

- Write 650 Mb of data in under 40 mins.
- Write up to 100 sessions per disc.
- Master complete multimedia presentations.
- Back-up commercial CDs
- Back up Audio CDs
- Archive data, permanently.
- Create Mac or PC CDs on your Amiga.
- Combine audio/data/Mac/PC & Amiga data on one CD
- Create bootable CD32 disks.
- Play CDs at 900kb/sec.
- Access all sessions on a PhotoCD.

*New Year Special*

**£379.99**

## MEMORY/SIMMS

Only Gasteiner offers prices like this on top  
quality Memory modules...

30 pin SIMMS	
1Mb .....	£10.00
4Mb .....	£10.00
72 pin SIMMS	
2Mb .....	£5.00
4Mb .....	£12.50
8Mb .....	£20.00
16Mb .....	£30.00
32Mb .....	£50.00

*Always telephone to check stock and keenest prices*

## HDD/STORAGE

Only Gasteiner offers prices like this on top  
quality branded hard disk drives.

### 2.5 inch drives...

170Mb .....	£59.00
810Mb .....	£129.00
1.8 Gig .....	£189.00
2.5 Gig .....	£249.00

### 3.5 inch drives...

1.2 Gig .....	£89.00
2.1 Gig .....	£129.00
3.2 Gig .....	£169.00
4.0 Gig .....	£199.00
6.4 Gig .....	£249.00

### SCSI drives...

1.2 Gig .....	£149.00
2.0 Gig .....	£199.00
3.2 Gig .....	£249.00
4.3 Gig .....	£299.00
6.4 Gig .....	£349.00

*Only top quality Branded drives supplied*

## FAX/MODEMS

*Only Gasteiner offers prices like this on top fax  
modems*

### 2.5 inch drives...

33.6 kb/sec .....	£69.00
56 kb/sec .....	£89.00

## INKJET PRINTERS

*Only Gasteiner offers prices like this on  
Canon inkjet printers.*

BJC250 colour .....	£149.00
BJC4200 colour .....	£169.00
BJC4200 colour photo suite edition .....	£199.00
BJC4300 colour .....	£199.00

### Epson Inkjet printers.

Epson Stylus 600 .....	£234.00
Epson Stylus 800 .....	£349.00
Epson Stylus photo .....	£399.00
Epson Stylus 1520 .....	£649.00
Epson Stylus 3000 .....	£poa

*A full range of Epson Inkjet consumables available*

## MOUSE

400 DPI AMIGA MOUSE  
FITS ALL AMIGAS  
**£4.99**

## SCANNER

A4 FLATBED SCANNER SCSI  
AWARD WINNING ARTEC  
SCANNER COMES  
WITH SOFTWARE FOR AMIGA

**£249**

## MODEM

33.6 BPS FAX VOICE MODEM  
MODEM & TELEPHONE CABLES

**£69.99**

56.6 BPS FAX/VOICE MODEM  
MODEM & TELEPHONE  
CABLES

**£89.99**

## LONDON'S PREMIER AMIGA SALES & REPAIR CENTRE

## CD-ROMS

Fully Featured SCSI CD-ROM Drive for  
use with the A1200 & A600. Cased with  
mains power supply.

### PCMCIA FITTING SQUIRREL INTERFACE INCLUDED

4 SPEED .....	£124
6 SPEED .....	£160
8 SPEED .....	£180

*NOW IS THE TIME TO BUY!*

## EIDE CD-ROMS

EIDE INTERNAL CD-ROM FOR AMIGA  
(NEEDS CASE & INTERFACE)

8 SPEED .....	£39
24 SPEED .....	£59

## ZIP DRIVE

INCLUDES 1 CART  
SCSI INTERFACE VERSION

ZIP ..... **£119.99**

SQUIRREL ..... £39

ZIP TOOLS ..... £20

## SPEAKERS

200 WATT PMPO ..... £29

60 WATT PMPO ..... £19

10 WATT PMPO ..... £10

## DELIVERY CHARGES

SMALL CONSUMABLES AND SOFTWARE ITEMS UNDER THE VALUE OF £59 PLEASE  
ADD £3.50 P&P. OTHER ITEMS EXCEPT LASERS, NEXT DAY COURIER SERVICE £10  
PER BOX. OFFSHORE AND HIGHLANDS, PLEASE CALL FOR A QUOTATION. IN  
ADDITION WE OFFER THE FOLLOWING EXPRESS SERVICES: SATURDAY DELIVERY  
NORMAL RATE PLUS £15 PER BOX, NEXT DAY A.M. NORMAL RATE, PLUS £10 PER  
BOX, E&OE. PRICES ARE SUBJECT TO CHANGE WITHOUT PRIOR NOTICE. ALL  
TRADEMARKS ACKNOWLEDGED.

*TRADE TERMS & CONDITIONS AVAILABLE UPON REQUEST*



# OXYPatcher



Simon Goodwin tests the commodity that rewrites applications for a much improved performance on 68040 and 68060 processors!

**O**XYPatcher boosts the performance of old software on Amigas with modern 68040 or 68060 processors. It detects attempts to use obsolete instructions and replaces them with routines that make better use of the new chip.

The drive to speed up the 68k series meant that some instructions fell by the wayside. In particular, the built-in floating-point units of the 68040 and 68060 lack many of the more fiddly instructions available in 68881 and 68882 maths co-processors.

The 68060 is also missing some extras that arrived with the 68020, including 64-bit multiplication and division operations. One instruction that dated back to the original 68000, MOVEP, is also missing. This was meant to simplify interfacing to old eight-bit hardware, but has since been put to other uses by ingenious programmers.

Motorola reasoned that it was more important to speed up the core instructions, used by the majority of programs, than it was to retain support for slow, complicated and relatively obscure operations.

To preserve compatibility, they arranged for the new processors to divert execution to an 'exception handler' when an unimplemented instruction was reached.

The handler, part of 68040.library or 68060.library, could fill in the gaps by emulating the missing instruction using simpler and faster steps, then restart the main program with the result ready, as if nothing untoward had happened.

This works. Indeed, library code can generally do the job faster with a succession of simple 'RISC-like' instructions than old chips could manage with their many-staged microcoded implementation.

However, the exception handler itself imposes a further delay. It takes time for the handler to get started, work out which instruction has been intercepted and select a replacement routine. This may take much longer than the replacement code.

Task switching is disabled while

patched code can be over ten times faster than the original. More typical speed-ups are in the 30 to 300 per cent range, depending on the exact program. Programs that do not use affected instructions show no benefit at all.

It's impossible to generalise, but most programs compiled into code for an earlier processor with an FPU contain instructions that OXYPatcher can boost. The ratio of these instructions to unaffected ones determines the speed-up. Sometimes OXYPatcher fixes instructions which are not time-critical, so it reports success without any measurable benefit.

Fractals, 3D rendering and landscape generation programs often use FPU code in a tight inner loop. These benefit most, unless already optimised for 68040 or above. In fact, some supposedly 'optimised' programs like *GhostScript*, still generate exceptions unless OXYpatched! *FractInt\_040* uses the obsolete FSUGE instruction and *Mand2000* uses a floating point loop instruction. *Fractality* benefits with some choices of fractal formulae, as many rely on 68882 instructions.

Some emulators make heavy use of MOVEP, which Motorola eliminated from the 060 set, not realising that programmers find it just as useful when emulating as when using genuine old hardware. OXYPatcher makes *PlaySID* and *PC Task 3* much faster and smoother on a 68060.

... if that saves you minutes in each render or filtering operation, it soon adds up to a worthwhile saving.

exceptions are processed. This disrupts input, making mouse pointer movements jerky if the 68040 or 68060 library is called many times a second, as may often be the case. OXYPatcher can eliminate this, making your system faster and more responsive.


OXYPatcher is a replacement exception handler which only needs to decode instructions once. It replaces them with calls to a custom-coded routine to do just that job, removing the need for subsequent slow exceptions. At best, when the replacement code is simple and the decoding task would otherwise predominate,

## CYBERPATCHER

phase 5 ship a similar-sounding program, *CyberPatcher*, with their 68060 accelerators, but OXYPatcher is much more powerful. The phase 5 program only recognises a few of the thousands of instructions that might need patching as it uses pre-written code for each instruction and addressing mode. Ralph Schmidt periodically updates *CyberPatcher* to cope with new cases, but it has no effect on programs that it is not already primed to spot.

Achim Koyen's OXYPatcher generates code on the fly for each case, recognising literally thousands of possibilities. It cheats in rare cases, falling back to the 68060.library for a few tricky values, but it handles the vast majority of problem code itself.

The Cinema 4D render test.





**TABLE 1: LIGHTWAVE 5.0 TEXTURES BENCHMARK RESULTS**

HARDWARE	SOFTWARE	TIME
Commodore 040	68040.library 37.30	2075
Commodore 040	OXYpatcher 3.12	1671
GVP 2000/060	68060.library 1.2	626
GVP 2000/060	OXYpatcher 3.12	519
Cyberstorm 060 v2	68060.library 40.353	487
Cyberstorm 060 v2	CyberPatcher 1.150	481
Cyberstorm 060 v2	OXYpatcher 3.12	402

Times in seconds, allowing 4,000,000 bytes per segment.

**TABLE 2: CINEMA 4D EXAMPLE RENDER TIMES**

HARDWARE	SOFTWARE	TIME
Commodore 040	68040.library 37.30	3177
Commodore 040	OXYpatcher 3.12	2741
Cyberstorm 060 v2	68060.library 40.353	2125
Cyberstorm 060 v2	CyberPatcher 1.150	2125
Cyberstorm 060 v2	OXYpatcher 3.12	843

There's an option to disable patching of code that uses values in unclaimed parts of the stack, which could be hit at any time. It is inevitable that such code is error prone, but it is also quite rare.

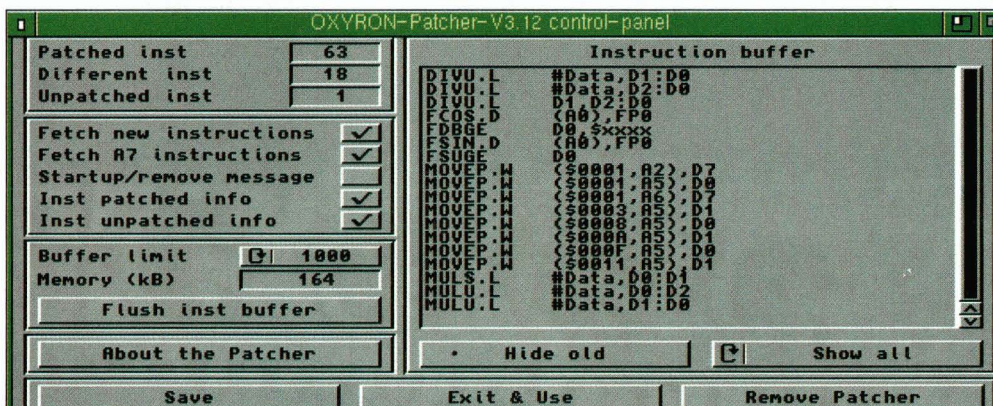
OXYPatcher is friendlier than CyberPatcher, with full Workbench control, reporting exactly what it's done in a neat GUI. Some of CyberPatcher's hand-coded routines are marginally faster than OXYPatcher's generic code, but OXYPatcher catches up by recognising more cases.

It also benefits 68040 users with old FPU code, not just 68060 users. It's strongly recommended for Apollo and GVP 68060 users and it should really be bundled with those boards. However, almost anyone who still runs old programs on a 68040 or 68060 will gain some benefit.

## CRITICISMS

OXYPatcher 3.12 was not compatible with Fusion. Both required an extra command to be added at the start of your startup-sequence, resetting the

OXYpatcher's Workbench control panel.



machine to a special arrangement of low memory addresses. It seemed a mutual incompatibility rather than a bug in either program, but Achim's latest OXYPatcher 3.13 appears to cure the problem at the negligible cost of reducing the maximum number of patches from 2000 to 1000. To support Fusion 2 and OXYPatcher, these two lines must appear before SetPatch in your startup-sequence:

```
rsrvcold -e >NIL:
```

```
openoxysupport
```

Mac applications and system software make surprisingly heavy use of 68882 floating point instructions, 64-bit multiplications and division. OXYPatcher seems to benefit the majority of Mac applications when run on a 68040 or 68060 Amiga.

## GAPS

OXYPatcher does not support two 68020 instructions, CAS2 and CHK2. There's no officially sanctioned way to use these on an Amiga, and I'm not aware of any programs that use them. It also lacks support for similarly exotic Binary Coded Decimal floating point conversions. These limitations do not stop programs working as the instructions are handled by the 68060 or 68040 library, but they limit the potential benefit. They seem well chosen because, unless you use these obscure cases a lot in your own programs, you're not likely to notice.

There is one known bug. In rare cases, OXYPatcher can stop Cinema 4D with an unexpected 'trap' exception. Achim has reduced the risk of this happening, but has not yet totally eliminated it, though it did not show up in all our hours of testing. We found OXYPatcher reliable and all the programs we tried worked as before, although many were faster.

As the odd name suggests, OXYPatcher comes from OXYRON, a German demo coder group. It is not yet distributed worldwide, though HiSoft have expressed an interest.

At present, it's very cheap but hard to get hold of. You need to send 39 DM (around £13) to an address in Germany to get the software by email, or an extra 15 DM (£5) for delivery by post.

## VERDICT

OXYPatcher speeds up programs written for old processors, using just a couple of hundred K of RAM, which most 68040 and 68060 users will gladly spare. The benefit on the 68040 is relatively modest, only a few per cent in most cases, but if that saves you minutes in each render or filtering operation then it soon adds up to a worthwhile saving.

68060 users benefit even more. Their processors have more gaps and are faster overall, except in exception handling. When many compilers lack even an option to generate 68060 code, it should be no surprise that their code is less than optimal.

But OXYPatcher is really just a stop-gap. It makes old code faster than it would otherwise be, but it's still going to be slower than code properly written for the latest processors.

OXYPatcher delivered an impressive ten times speed-up on a test I had contrived, looping through 68882 instructions. However, when I recoded the program to use the most appropriate 68060 instruction, it was actually over thirty times faster compared to the same processor trapping an exception each time!

OXYPatcher reduces the overhead of emulation but does not eliminate it. If it gives a great benefit, you can be sure of even more by running code properly optimised for your processor. Mileage varies, and if you never run programs that require emulation, OXYPatcher won't be of any help to you at all.

In the long run, all programs should really be re-coded to make patches unnecessary, but then, in the long run, we're all going to die! Until then, OXYPatcher will hit the spot. **AF**

**DISTRIBUTOR:** New Generation Software, Haarmeierskamp, 6 49586 Neuenkirchen, Germany.  
**PRICE:** 39 DM (by email) 54 DM (disk by post).  
**REQUIREMENTS:** An '040 or an '060 processor.

**SPEED:** ●●●●●  
Neatly plugs the gaps in the 68040 and 68060.

**MANUAL:** ●●●○○  
Brief but adequate. Not printed.

**ACCESSIBILITY:** ●●●○○  
One startup command, one icon in WBStartup.

**FEATURES:** ●●●●●  
No real gaps, and a neat interface.

**VALUE:** ●●●●●  
Cheap at the price (if only it wasn't in DM).

**OVERALL VERDICT:** We should have had this years ago!

**95%**



# X-DVE 3.01



The animation and video effects package reaches a third incarnation and **David Taylor** sees whether the development has paid off.

**T**his package has always been a personal favourite. The improvements that had been made between the first and second versions were substantial, but this new release has not seen the same level of overhaul. This is a shame because there could have been some substantial improvements that would have built on the original program.

Since version 2.5, ClassX have continued to enhance the program, improving the Floyd-Steinberg colour remapping and speeding up the rendering of light source objects. The Emboss effect has been added into the attribute for objects, which works best with fonts to give them the 3D look. This effect is something that ClassX's *FontMachine* program could already do, so it is something of a cross-over of the two programs.

Other improvements include the addition of 12 new slide effects, including some very electrical-looking wipes. The AnimBrush support has also been improved to include the Anim5/Anim7L multipalette format.

However, all of these changes were implemented during the revisions between 2.5 and 3.0.

## THIRD TIME LUCKY

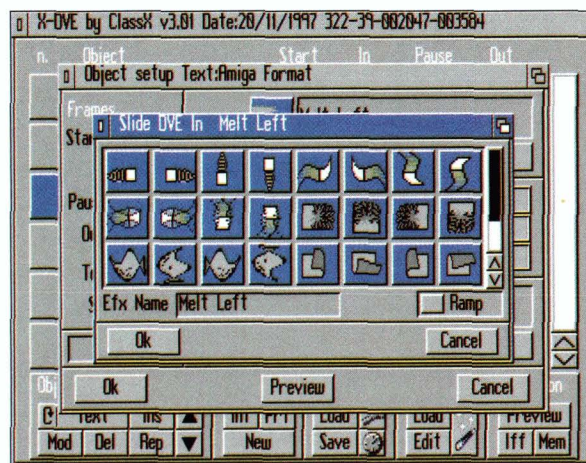
This new release includes all of these improvements, but comes with a set of additional features, most notably compatibility with CyberGraphX and DraCO, although I find it hard to believe this is big enough to attract a wealth of new users.

A few minor elements of the program have also been enhanced, including the screen selection for resolution which has a new set of defaults within the requestor. Likewise

the effects requestor has been changed to a vertical affair with a description.

The TimeLine Editor has also been improved to allow you to change the positions of objects within an animation without having to go back to the main scripting window. These though are minor enhancements to a GUI which, while effective and very easy to use,

The new slide effects add to an already impressive arsenal of video titling effects, but were added in version 2.70.



**66** *X-DVE 3 comes as great improvement on the superb X-DVE 1, but something of a damp squib after 2.5.* **99**

could have done with some major improvements. There are changes to the XFA animation format so that it is now independent of screen mode, and the ability to import either IFF frames and convert to an XFA animation or vice versa are both welcome changes.

However, you can't change the frame rate within the program, which is

set at 50 fps. A selection of other changes have also been implemented as shown in the changes table.

The problem is that while X-DVE is a powerful program that can accomplish fabulous animations on even a medium powered machine, this has been something of a missed opportunity.

## "I HATE BUGS"

The program still includes some niggles. They aren't bugs in the sense that they cause the program to crash, but you wish they had been sorted out.

For example, when you select a brush to add in as an object, you can preview it. If you preview an animation from this requestor you can't cancel it until it has played through once, which is annoying for two reasons.

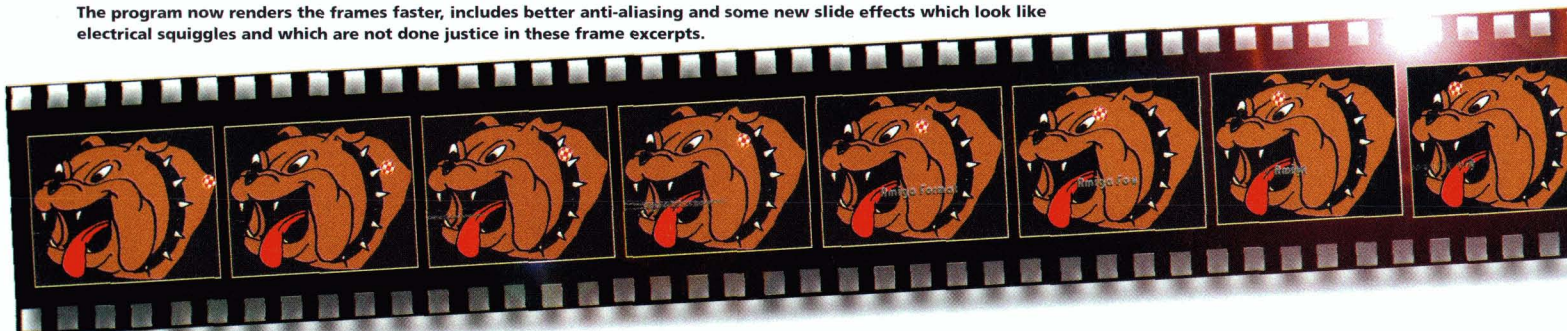
Firstly, the playback can be slow, especially if you have already tweaked the attributes as the program cleverly adjusts these on the fly. Secondly, you are likely to know by the second frame if this is the animation you wanted.

When you choose an object, the filename is automatically added as the object name, but you can then edit this. If you've got the wrong one, and then load a second object instead, the program omits to change the name which the object is given in the script. Then when you look at the script, if you forgot to change the name from that of the first object you tried, you're likely to be a bit confused as the name won't reflect the object.

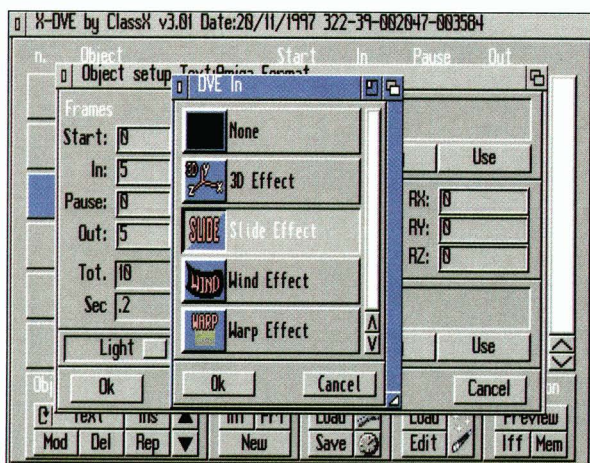
The preview screen itself has a very dated-looking preview player which should look better and be a lot more responsive to mouse clicks – just try pausing on the frame that interests you.

The requestors themselves are frustrating. If you're trying to tweak an

The program now renders the frames faster, includes better anti-aliasing and some new slide effects which look like electrical squiggles and which are not done justice in these frame excerpts.



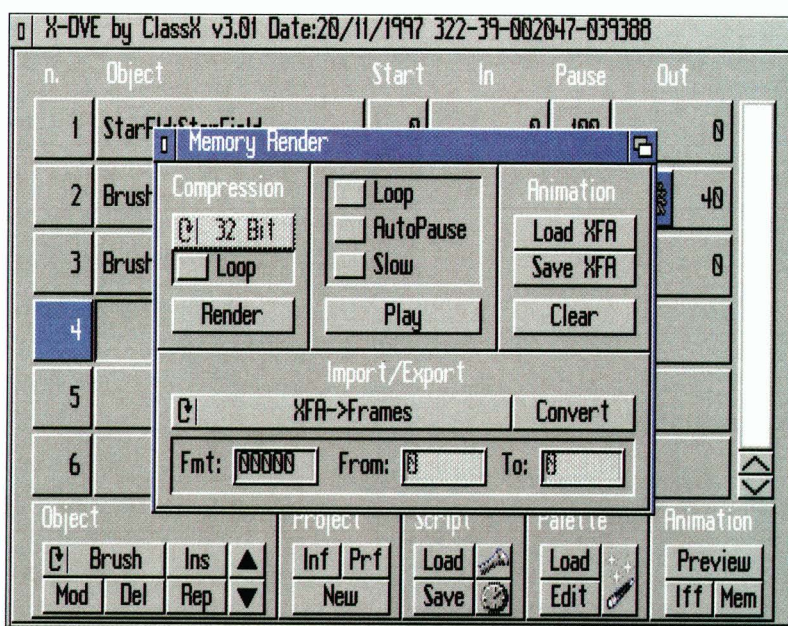




animation, then you're likely to have one or two key frames that you want to keep seeing, tweaking and re-rendering. However, every time you go back to the render requestor, and this is true of the XFA to IFF conversion requestor too, it has changed back to the defaults. This means you have to switch it from rendering the script to a single frame and re-enter the frame number again. It's unnecessary and if you forget you end up starting a full animation render again that takes a while to cancel.

It would also be nice to be able to set the program to automatically remap all objects and to perform a palette optimisation before rendering. You can do both of these manually by setting the object attribute for each object to remapping and then perform an optimisation, but even having the default for an object being set to fast

The effect type requestor has been changed, which is something of a minor enhancement we feel.



The render requestor now includes the ability to convert between frames and XFA animations. It needs some tweaking though.

remapping would be an improvement. At least it would matter if you forgot to do it with one object before you rendered the animation. As it stands, you have to throw it out and start again.

There is an incompatibility with the popular requestor enhancement Arq, which also causes a problem. If you change the position of an object, you are switched to the preview screen to allow you to place the object while seeing how it fits with other objects in the script. This is easy, but with Arq, the requestor appears back on the main X-

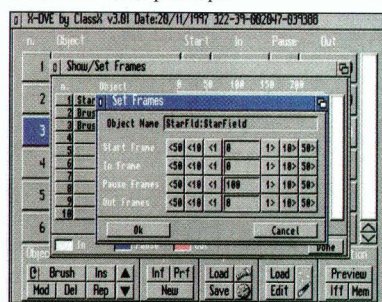
DVE screen which you have to manually switch to, using the keyboard Amiga-M.

## BRILLIANT, BUT FLAWED

X-DVE 3 comes as a great improvement on the superb X-DVE 1, but something of a damp squib after 2.5. Anyone using anything below 2.5 would be mad not to get this version, but hopefully ClassX, who are committed to continually improving the program, will realise that its success has always been delivering power in an easy to handle GUI. The GUI is a solid base, but it needs more than a few tweaks. Some real new features,

like a global preferences requestor for a project, and a more powerful preview with different levels of complexity would make version 3 a much more compelling upgrade.

As it stands, 3 looks much more like a point release than a full number revision - 2.75 perhaps.



The TimeLine editor now has an extra editing feature for changing the frames of an object without going back to the main script.

**DISTRIBUTOR:** ClassX & Haage Partner  
**+49 6007930050** **PRICE:** TBC  
**REQUIREMENTS:** 2Mb RAM, WB2. WB3, fast processor, RAM recommended.

**SPEED:** ●●●●○  
Very fast, even using virtual memory for larger animations.

**MANUAL:** ●●●●○  
Fine but the new features aren't covered.

**ACCESSIBILITY:** ●●●●○  
Solid and friendly, but let's move forward instead of standing still

**FEATURES:** ●●●●○  
Masses of effects before, so 3 is just slightly better.

**OVERALL VERDICT:**  
A slight improvement on v2.5. A gem of a program, a poor upgrade.

# 90%

## ALL CHANGES SINCE VERSION 2.50

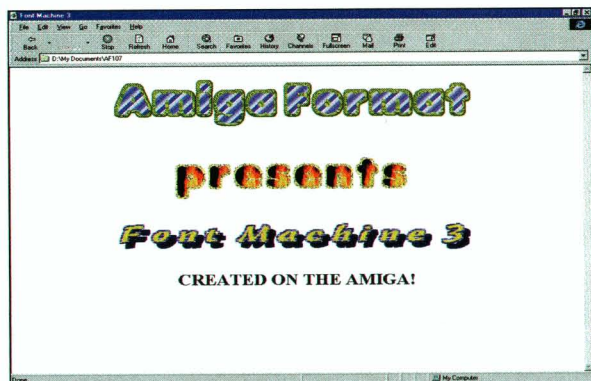
- Better and faster anti-aliasing process for objects.
- Faster Floyd-Steinberg remap.
- Faster rendering for light sourced objects.
- New "Emboss" effect in the object's attributes.
- Script's palette optimisation with automatic attributes remap.
- Optimised for Motorola 68060 processors.
- 12 new slide effects.
- AnimBrush object now supports ANIM5/ANIM7L multipalette formats.
- Fixed 3D clipping for small polygons (better visual results).
- Fixed AnimBrush/Anim handling when loading and saving a script.
- Fixed editor screen mode handling (now works with CyberGraphX).
- Fixed XFA play (no more trashed screens) when used with CyberGraphX.
- Fixed OS2.xx palette bug of the AnimBrush object (multipalette anims).
- Fully compatible with CyberGraphX and DraCO.
- New screen selection with resolution presets.
- XFA animation made independent from screen mode.
- Timeline editor with automatic update of graphic preview window.
- Selection of the effects with the new icon-selector.
- Ability to import/export IFF<->XFA frames sequences.
- Update and correction of the Carpet effects.
- Fixed a problem with the rotation point in the 3D effect requestor.
- Handling of ESC and ENTER keys in palette selector and palette editor.
- Fixed autocentering when showing the objects.
- Ability to render 256-colours animations with CyberGraphX on NON-AGA Amigas.
- Starfield back to "point" stars.
- New StarField object: stars can go to any direction.
- Fast-Render preferences option (useful for CyberGraphX screens).
- CCIR resolution fixed to 688 x 560.
- New localised program registration requestor.
- Default screenmode set when loading animations using unavailable screen modes.
- Fast render preference changed - now CyberGraphX is updated every 'n' frames.
- Some English text fixed.



# Font Machine 3.03



**Font Machine** has always been a sister program to **X-DVE**, adding in the ability to generate colour fonts for use in the animation package. Can version 3 offer substantial benefits **Dave Taylor** asks?

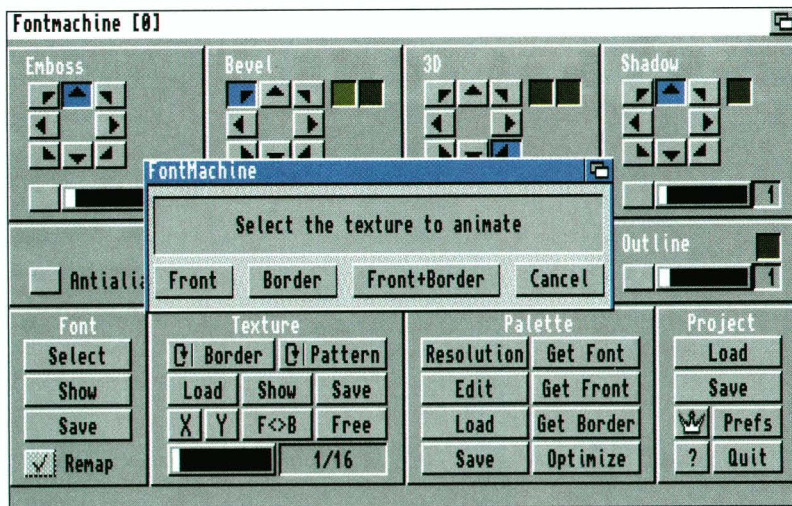


**I**ronically, although *Font Machine* is seen as second fiddle to *X-DVE* in ClassX's range, it is this program that has seen the better set of improvements. As the program loaded, I wondered whether animation would have been added.

The first thing you'll notice is... that animation has been added! This is important because *Font Machine* is mostly used to generate colour fonts, but few programs on the Amiga actually use that format – in general use, it is only things like *X-DVE* and *Art Effect*.

With animated text saved out in either Anim or GIF format, the program can now deliver images that can be used in other Amiga programs, and generate

*Font Machine's* GIF support breaks the platform barrier and makes the Amiga the best tool for the job, even if it is a specialist job.



The very accessible interface has been tweaked to allow room for the new animation support.

for the first time. The interface has seen a bit of tweaking in order to make room for these new features.

The Save Font requestor can now have a font path entered and the name of the font changed before saving, rather than having to manually do these later. In addition, the Palette button has been moved to the Preferences requestor and renamed Colour Set, instead of being on the main interface.

The Exchange button that transferred the texture from border to front and vice versa has been made a more obvious F>B button. The textures can now be automatically centred horizontally and/or vertically which makes it easier to handle the textures, although it would be even nicer if you could actually use the mouse to click on the point you wanted to be used as the centre on the font.

Like *X-DVE* 3, the program has been re-written to be compatible with the CyberGraphX card. The ARexx port of the program can be used to control *Font Machine* from outside its environment, but even if you never want to do that,

the animation scripts alone make the addition worth its weight in gold. Although ClassX are certain to continue developing *Font Machine*, it's hard to think of another single feature that

could be added that would be as impressive as the animation. Having used animation packages on different platforms, there's no doubt this is the fastest way I've ever seen to create professional quality text effects.

The Amiga has largely dropped out of professional use in the UK, but programs like this show that it can still outperform the PC. There'll be some text effects appearing on PCs soon that I'll have developed on my Amiga.

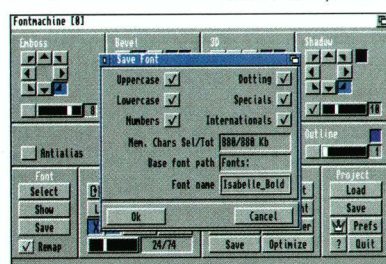
**66** The ARexx port of the program can be used to control *Font Machine* from outside its environment. **99**

images for viewing on other platforms. ClassX should look into building AVI support (both import and export) into *X-DVE* to broaden its appeal.

It can use either static IFF textures or animbrush textures, and a very friendly ARexx script handles the animation. All you need to do is answer a set of requestors about the text to animate and whether to animate the front and the border.

The program now comes supplied with a plethora of example projects, sample fonts and textures so you can create the animation that you want within minutes of starting the program

The GUI enhancements include better options for saving out your font to a destination and for giving it a new name.



**DISTRIBUTOR:** ClassX/Haage & Partner  
+49 6007930050 **PRICE:** £TBC  
**REQUIREMENTS:** WB2 (WB3 and fast processor recommended).

**SPEED:** ●●●●●  
Rendering a whole font takes a while but text animations are quick.

**MANUAL:** ●●●●○  
A clear description. More advice on making animations would help.

**ACCESSIBILITY:** ●●●●●  
The tweaks to the UI are welcome, everything else is obvious and easy.

**FEATURES:** ●●●●●  
The addition of the animation feature opens up a whole new range of uses for *Font Machine*.

**OVERALL VERDICT:**  
The need might be small, but this satisfies that market.

**95%**



# Hydra Ethernet

## Card for A1200



Got a local network? Of course you have. Well, you could have if you had this card. Ben Vost explains all.

The Hydra Ethernet card for the Amiga 1200 isn't going to suit everyone. For a start you need to have an A1200 (or possibly an A600, I suppose), but more importantly you also need a network to connect it to.

You can choose to either get the BNC (Cheapernet) or the RJ-45-based 10 Base-T (often called twisted pair)

... with this kind of speed, the Amiga becomes an ideal machine for complex network games...

connectors to plug into the Ethernet card. The photo shows the BNC connector, but we have a hard time getting that kind of thing to work on our network at Future, so we just emailed Hydra and they happily swapped over the BNC connector for the RJ-45 one.

The card is dead easy to install. You may wonder why you need to have a box on the side of your Amiga instead of just plugging the Ethernet card straight into your A1200. Well, we thought that too, and the answer is that the A1200's PCMCIA port is too variable to be able to guarantee that plugging the card in directly will work. However, you can give it a go should you so desire.

One more niggle with the box – in the manual it says that the PCMCIA Ethernet card will only go in one way,


The box isn't absolutely necessary, but the A1200's PCMCIA port is quite variable, so there is no guarantee that the card will work correctly if plugged in directly.

but we found that it felt as though it was plugged in the wrong way up too. Still, nothing was harmed, just make sure you don't make the same mistake we did.

Once you have the card plugged into the network all that remains is working out what software you'll use to drive the bloomin' thing. We chose to use Miami for its simplicity of setup,

although the Hydra card is equally suitable for use with a full

The BNC connector – we prefer using the RJ-45, and Hydra had no problems with swapping them over.



a DNS server is (Domain Name Server), so it won't seem so daunting. Unfortunately, because of the wealth of options you have in getting your Amiga onto a network, Hydra Systems have taken the easy way out and only given you a manual for the hardware side of the card. You do get a disk, but that only contains an iconless device driver for the Ethernet card. Even so, Hydra Systems have always been very helpful with technical queries so you shouldn't have too much trouble on that front.

All in all, this is a cracking solution to a problem that most people won't have, but if you do, look no further. AF

## JUST WHAT SPEED DID YOU THINK YOU WERE GOING SIR?

If you're used to a modem as your link to the Internet, and a slowish modem at that, say a 14.4k or a 28.8k model, then the speed at which the Hydra card goes will come as something of a shock. If you think that you usually end up getting about 1k per second for lha'ed files on a 14.4kbps modem, that would mean that it should take about twelve minutes for a megabyte, whereas it would work out at about 6 minutes for the same file on a 28.8kbps modem. On this network card, with a following wind, you might get as much as 500kbps! That would mean a 1Mb lha file might take as little as 16 seconds to transfer between machines.

Obviously, with this kind of speed the Amiga becomes an ideal machine for complex network games – well, more complex than the ones we have right now, like *BattleDuel*.

version of AmiTCP (the one with NetConnect 1 is only for modem-type connections, but v2 should be fine) or TermiteTCP. Miami is nice because it has a dedicated tool to set you up on a network.

If your network uses RARP, then it's quite likely that Miami will be able to work out all the details for itself, but otherwise you'll need to know your IP address, at least one DNS server address and possibly your Netmask value, although the default of 255.255.0.0 is the most common.

All this is made much easier if you've already used Internet software before because you'll already know what

DISTRIBUTOR: Hydra Systems (01203) 471111  
PRICE: £129.95.  
REQUIREMENTS: Free PCMCIA port.

**SPEED:** ●●●●●  
You won't get a faster connection to a network or the Internet.  
**MANUAL:** ●●○○○  
Some details about software setup would have been welcome.  
**ACCESSIBILITY:** ●●●●●  
Plug 'n Play as it should be done.  
**FEATURES:** ●●●○○  
Hmm, a connector?  
**VALUE:** ●●●○○  
The PC equivalent is expensive too.  
**OVERALL VERDICT:**  
The most elegant solution we have seen to A1200 networking.

# 92%



# Zip Plus



Plus? What do they mean Plus? Relax, Ben Vost explains this and tells you why you don't need to worry...

Of course you don't need to worry. The Zip Plus is just an evolution of the gorgeous portable Zip drive we all know and love, based on suggestions from users and magazines around the world. If you want to buy an external unit now, you won't

... you'll be able to take your drive to unreconstructed PC owners and they'll be able to use your drive and disks...

need to worry about whether you get a SCSI or parallel model as it's all the same unit now.

You won't have to worry about lugging around a huge power supply, or the fact that the power supply may not work in a foreign country. The new power pack copes with AC voltage from 100-240v, and it uses a two-pin power cable, like you're likely to have on your

portable stereo.

You still won't be able to use the Zip in parallel port mode on your Amiga, but since most serious Amiga owners already have some sort of SCSI controller on their machine, it shouldn't really cause any problems at all.


It is nice that you'll be able to take your drive to unreconstructed PC owners and they'll be able to use your drive and disks. They'll need to be PC formatted of course, you can't expect PCs to be able to read the vastly superior Amiga format do you?

Although the back of the drive looks slightly odd with one male 25-pin D-Sub and one female, as opposed to the two female on the original drive, it works fine with the supplied cable in the SCSI port on the back of our office A4000 (with an Oktagon) and on the Mac that sits next to it. Parallel port usage involves walking to a

different office, but this turns out to be fine too, if a little bit slow.

My only complaint about the Zip, and this was true for its predecessor, is that it's much slower on the Amiga than on the PC or Mac. Upping the sector size from 512-byte to 1024, or even 2048, seems to make little difference, but those with other SCSI controllers may have different mileage.

Zips attached to Oktagons or standard A3000 controllers are not going to be the fastest drives in the world, but that hardly matters when you consider the advantages the Zip confers. Firstly, it's rapidly becoming a



Although the SCSI port is male instead of female (to cope with PC parallel ports) it works.

standard peripheral rather than the mishmash of formats we were used to in the past. Secondly, it's easily portable and will now work on pretty much any machine, given a free parallel or SCSI port. If you don't want to use the supplied Zip cable, you can use the Zip with pretty much any SCSI cable, but the plug at the end you plug into the Zip will be the wrong 'sex'.

Fortunately the Zip does come with a gender changer to make sure you can make the right connection. **AF**



Same as it ever was. The Zip Plus shares the same outward appearance as its predecessor.

## RDB OR ZIP0?

If you have a Zip drive for your Amiga you may well be in a quandary as to whether to use the DOSdriver for it, or just format it using HDToolbox. In my opinion, the latter is the best bet if you're going to be using the Zip disk for yourself or putting it on someone else's machine, since you won't need to carry around a floppy containing the DOSdriver.


However, the DOSdrivers do have their uses, particularly if you receive PC or Mac-formatted Zip disks. The DOSdriver is also useful if you're the sort of paranoid type that wants to be able to use the password protect functionality the Zip comes with. Certainly, if you're going to use the Zip to send us your work to put on the CD, we'd rather you formatted the disk using HDToolbox.

**DISTRIBUTOR:** Most Amiga dealers.  
**PRICE:** £149.95.  
**REQUIREMENTS:** SCSI controller.

**SPEED:** The Amiga needs a faster SCSI controller. ●●●●○  
**MANUAL:** You won't need to use it. ●●●●○  
**ACCESSIBILITY:** The new version is simpler to use than ever. ●●●●●  
**FEATURES:** SCSI, parallel, and quieter operation. ●●●●●  
**VALUE:** VFM and no mistake. ●●●●○  
**OVERALL VERDICT:** The only choice for a removable media device for all Amiga owners.

# 92%





# Progress

You have to go pretty fast to catch up with the **PPC**. Nick Veitch hosts the first of a regular look into the Powered Up world.

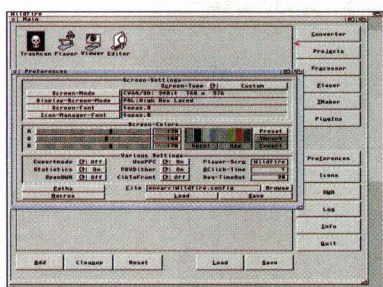
The Power Up board from phase 5 has opened up a whole new world of fast applications, but where will they come from? This is the first in what we hope will be a regular update on software available for the PPC

accelerators. If you have a PPC card, then you simply have to read this to find out what great new software is available to you. If you don't have one yet, this might very well be the thing which makes you decide to get one!

Meanwhile, if you are developing a piece of PowerPC software and would like to get it mentioned here, why not drop us a line or email us at [amformat@futurenet.co.uk](mailto:amformat@futurenet.co.uk), putting "PPC" in the subject line.


## WILDFIRE

Probably the best known application for the Power PC is *Wildfire*, the image manipulation and processing software from Oberland Computer. An alpha




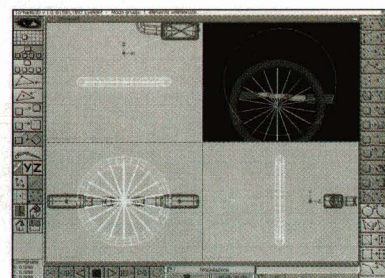
*Elastic Dreams* (above and top) looks excellent, but these screenshots are all we have to go on at the moment.

*Wildfire* is now even faster in version 4.43. PPC speeds up most operations by 300-500%!



## ON THE CD

You can find the latest version of *Wildfire* PPC on our CD this month, and from the next CD, we will be regularly supplying you with all the demos, updates and PPC add-ons that become freely distributable.



*Tornado 3D* will soon have more PPC support than just the Gouraud shading in our demo.

it certainly looks very impressive, with built-

in features like inverse kinematics, particle animation, metaballs, real-time shaded previews and so on. The Power PC support in this demo is limited to Gouraud shading, but was included by the authors as a sort of statement of intent as they intend to include a great deal of PPC support in the software.

Of course, Impulse (creators of *Imagine*) and Maxxon (who developed *Cinema 4D*) are also planning to include PPC support in the next releases of their software too.

## FASTVIEW

Markus Adamski's excellent JPEG viewing software now supports the PPC. This has always been a very fast viewer for JPEGs and now it is even faster thanks to PPC support. Okay, so it may not be as sexy as a 3D renderer or an image manipulation package, but it is a real-world, real-use application which can make all the difference.

demo version of the PPC software was released shortly after the PPC itself.

This multi-function software may not be the easiest in the world to get to grips with, but once you have got the hang of it you can certainly see the potential. With effect processors such as motionblur, antiquing, embossing, posterising plus 2D and 3D motion effects like pixelise, scale, swirl, wave and so on, this software is very handy for desktop video and presentation work.

As you can easily enable or disable the PPC processor, it is easy to determine exactly what sort of difference it makes – on average, effects are four times faster than with a standard '060. The latest version of this software is currently v4.43, and it is worth getting the update as render times are much faster in this version.

## TORNADO 3D

You might think that the very last thing the Amiga needs is yet another 3D rendering package, but when you know that this new renderer harnesses the power of the PPC you might be persuaded to change your mind!

Although we haven't had time to properly get to grips with this software,

## STAYING IN TOUCH

Of course, the Internet is a great place to keep up to date with PPC developments. Here are a few useful addresses:

<http://www.phase5.de>

The home of phase 5, and official news source for the PowerUp PPC.

<http://www.haage-partner.com>

Creators of *StormC* and *Art Effect*, and authors of the alternative *Warp Up* development software.

<http://www.vossnet.de/titanhb/motionstudios/>

Motion studios are behind the jolly exciting looking *Elastic Dreams* software.

<http://www.powerup.base.org>

An independent site run by Anders Johansson. There are plenty of links and information and more content is being added regularly.

<http://www.tornado3d.com>

Home of the *Tornado 3D* software developers.



# AMIGA<sup>®</sup> REPAIRS

## COMPUTERS & MONITORS

WITH EXTENDED 120 DAYS WARRANTY

# WHILE-U-WAIT!!!

Analogic is a recommended repair centre in the UK by Amiga Technologies

### Attention Dealers

Ring/Fax Now for best trade prices and terms on Repairs, Spares, Floppy Drives, Hard Drives, CD Rom Drives and Memory Upgrades.

- ➔ FAST TURNAROUND
- ➔ 120 DAYS WARRANTY ON ALL REPAIRS
- ➔ £10.00 EXTRA CHARGE FOR WHILE-U-WAIT SERVICE
- ➔ PICKUP & DELIVERY CHARGES £7.05 EACH WAY
- ➔ A1500/A2000/A4000.....QUOTATION

A500, A500+ & A600

**£39.95**

A1200

**£49.95**

Please call for a better than price match deal

### MEMORY UPGRADES

A500 Upgrade to 1 Meg **£13.95**

A500+ Upgrade to 2 Meg **£19.95**

**UNBEATABLE PRICES**

Please call for latest best price

A600 Upgrade to 2 Meg **£19.95**

A1200	0Mb	4Mb	8Mb
	<b>£44.00</b>	<b>£49.00</b>	<b>£65.00</b>

### INTERNAL FLOPPY DRIVES

A500/A500+ A600/A1200 .....**£24.95**

### APOLLO ACCELERATORS

1230 Lite ..£69.95  
1230/50 ..£119.95  
1240/25 ..£139.95  
1240/40 ..£199.95  
1260/50 ..£279.95

#### SIMIMS

4Mb .....£11.50  
8Mb .....£24.95  
16Mb.....£49.95  
32Mb .....£79.95

### SCSI CD-ROMS

QUAD SPEED SCSI  
+ SQUIRREL .....£119.95

#### IDE CD-ROM

HITACHI 16 MAX...£79.95

### MODEMS

BABT APPROVED  
+ NCOMM SOFTWARE  
+ CABLES

33.6k.....£69.00

### LOLA GENLOCKS

L1500.....£169.95  
L2000S .....£349.95

**SIMPLY THE BEST AFTER-SALES SERVICE**  
**GUARANTEED SAME DAY DESPATCH (Subject to availability)**

### TRADE IN YOUR AMIGA FOR A PC

**NEW**

WE BUY DEAD OR ALIVE A1200 AND A4000  
Ring us for a reasonable offer for your A1200 / A4000 computer (or just motherboard) - in any condition

## AMIGA<sup>®</sup> COMPUTERS

A500 With PSU + Mouse + Mat.....£79.95  
A500+ With PSU + Mouse + Mat....£89.95  
A600 With PSU + Mouse + Mat.....£99.95  
A1200 Magic pack .....£249.95  
A1200 With 80Mb Hard Drive.....£279.95  
A1200 With 170Mb Hard Drive....£319.95  
A1200 With 810Mb Hard Drive....£349.95  
A1200 With 2.1Gig Hard Drive ....£449.95  
A2000 (Available) .....£Call  
A4000 (Available) .....£Call

- ★ Discounts on memory upgrades and accelerators when bought with A1200
- ★ Extended warranty up to 5 years available on all A1200 computers

### HARD DRIVES SALE

#### 2.5" IDE HARD DRIVES

All hard drives are pre-formatted, partitioned with Workbench loaded and include cable & software

80Mb.....£59.95	720Mb.....£89.95	1.1Gig.....£110.00
340Mb.....£75.00	810Mb.....£94.95	2.1Gig.....£189.95
540Mb.....£80.00	1.0Gig.....£99.95	

2.5" IDE Cable & Software (if bought separately).....£9.95

#### 3.5" IDE HARD DRIVES

2.1Gig.....£99.00 4.3Gig.....£179.00

#### 3.5" SCSI HARD DRIVES

2.0Gig.....£175.00 4.3Gig.....£249.95

Please call for other capacities

### CHIPS ❖ SPARES ❖ ACCESSORIES

ROM 2.04 .....£18.00	A600/A1200 KEYBOARD .....£29.95
ROM 2.05 .....£19.00	SCART LEAD.....£14.95
A500/A500+ KEYBOARD .....£29.95	MONITOR CABLE .....£14.95
AMIGA MOUSE + MAT.....£14.95	SQUIRREL INTERFACE .....£50.00
A500/A600/A1200 CIA.....£12.00	SURF SQUIRREL.....£89.00
	A520 MODULATOR.....£18.00

A500/A600/A1200 POWER SUPPLY.....£24.95  
A1500/A2000/A3000/A4000 POWER SUPPLY .....CALL

\* All spares are available ex-stock

\* Please call for any chip or spare not listed here

**ANALOGIC**  
**ANALOGIC**  
**ANALOGIC**

**Analogic Computers (UK) Ltd**  
Unit 6, Ashway Centre, Elm Crescent,  
Kingston-upon-Thames, Surrey KT2 6HH

Open Mon-Fri 8.00am-5.30pm, Sat 9.00am-5.00pm Fax: 0181 541 4671

**Tel: 0181 546 9575**

★ All prices include VAT ★ All prices & specifications subject to change without notice ★ Fixed charge for repair does not include disk drive/keyboard  
★ We reserve the right to refuse any repair ★ P&P charges £3.50 by Royal Mail or £7.05 for courier ★ Please allow 5 working days for cheque clearance  
★ All sales/repairs are only as per our terms and conditions, copy available on request.







# Workbench

Malfunctioning modems? Dodgy disks? Never fear, Graeme Sandiford can solve all of your problems. Send your questions to: **Workbench • Amiga Format • 30 Monmouth Street • Bath • Somerset BA1 2BW.**

## LOYAL UPGRADER

Having been a loyal Amiga owner for nearly 5 years I have decided that it is time to upgrade. I want to buy an accelerator card and memory capable of running programs such as *WordWorth 3* at a reasonable speed, with a sensible number of fonts on screen at once, maybe about 10.

I would also like to run games like *Alien Breed 3D*, *Myst*, etc. The card I have in mind is the Apollo 1230 with 4Mb or 8Mb.

Would this suffice? The reason I chose this card is because it seems to be excellent value for money, but how good is it?

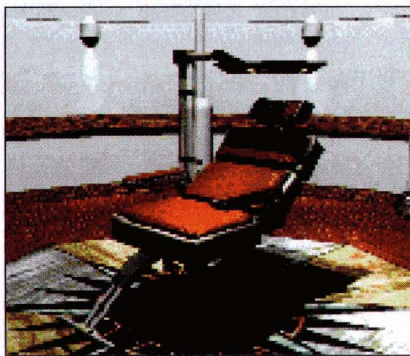
I would also like to add a CD-ROM drive, but external Amiga Drives seem very expensive, so would it be possible to buy a cheap external PC drive (probably Panasonic) and connect that to my Amiga? I'm not bothered about it having no casing as my hard drive runs perfectly well with no external case.

If this is possible then what cables or software would I need and where could I get them? Also, is it true that with 8Mb this card is not compatible with the PCMCIA slot on the A1200? If so, how does this affect the possibility of adding a CD-ROM?

I don't mind having to make modifications to the case or doing a bit of DIY as long as I have instructions as I am quite an experienced user.

Lastly, I am on a low budget and am only looking to spend about £150-£200 on both products combined!

Fraser Thomson  
Glasgow



A massive upgrade for less than £200 that lets you smoothly run games like *Myst* (above).

*The 1230Lite is good value for money. For under £100 you'll get 4Mb and a faster processor which will make a big difference to your Amiga software. Siren tell me that the 8Mb version will clash with the PCMCIA port. Previously I'd thought this was impossible as the 68030 would deal with the extra memory in a completely different memory map, but if the people selling say it will clash then I'm prepared to believe them.*

*However, you don't have to worry about the PCMCIA port if you are going to use a PC-style CD-ROM drive. These drives are IDE, and therefore connect to the Amiga's internal IDE interface rather than to a device such as the Squirrel. Eyeteach are the people you want to talk to as their buffer card and software should come within your budget.*

## DOUBLE DRIVE DILEMMA

I have a number of problems that I need help with. Firstly, my system is an A1200 with a 170Mb internal IDE Load drive and a Philips CM8833-II colour monitor.

My system has been transferred to an Infinitiv Tower from MicroniK.

1. I have salvaged a 209Mb (working) internal IDE hard drive (Seagate, the same make as the 170Mb I already have). I believe I need an IDE adaptor to link these drives together. I have heard something about buffered IDE leads. Do I need one of these? And how do I make one HD the master and the other secondary?

2. I have installed the internal floppy drive in the tower. I have an external Cumana drive I want to install as well as the other internal drive from the salvaged Amiga 1200. How do I install all three drives? The Cumana Drive has its own LED to show disc activity but the internal drives don't. How do I get an LED on them too?

3. I intend to buy a CD-ROM drive (cheap) but don't know exactly what I need as far as interfaces, software, drivers and file-systems go. This is to be an internal CD-ROM for the tower.

4. The same question again, but for an internal modem (if possible). I realise I'll have to buy another add-on bay for the tower.

5. Finally, how can I stop the screen flicker on my monitor in OverScan and

Hi-Res? I've heard of a couple of PD software things that claim to do this. Do they work and does the screen lose any of its resolution?

Bryan M Scorer  
Houghton-le-Spring

1. Assuming both drives are 3.5" devices, you can connect them both to the same IDE interface, one as master and one as slave. A special IDE cable with two sockets for the two drives is used, and jumpers on the hard drives assign the master and slave status.

You'll need the documentation which came with the drives to work out which jumpers do what, and if you don't have the documentation you'll have to contact the drive manufacturers to get it. When using one or more 3.5" drives with the Amiga A1200, it's a good idea to get an IDE buffer card. If one or more is 2.5", then you will need two IDE interfaces. This requires some extra hardware. Eyeteach will sort you out.

2. You can install the external drive internally by using the existing cabling, doubled back inside the case. There is no way to install the second internal floppy drive, as it lacks essential electronics for use as a secondary (or tertiary) drive.

If you want an LED from the existing internal drive, you'll have to solder a cable to the miniature circuit board which was part of the original A1200 casing. It carried the floppy disk LED, as well as power and hard drive indicators. You can mount another LED on the tower casing, and connect it to where this LED was attached.

3. You need an IDE/ATAPI CD-ROM drive, some driver software and a suitable buffer. My pals at Eyeteach are the people to speak to.

4. There are no connections inside the case for an internal modem and no-one currently makes an internal modem for the Amiga.

A2000, A3000 and A4000 owners could use the GoldenGate2+ card to allow the use of PC modem cards, but I'm afraid you are stuck with an external model.

5. They don't work. Or at least, all they do is adjust the colours to reduce the flicker or push the AGA chips to create some alien screen mode. Forget software only solutions and either get a PC monitor which happens to work with the AGA DBPAL modes or buy an

Continued overleaf ➔



← external video flicker fixer and a SVGA monitor. Sorry, but flicker fixing really doesn't come cheap.

### TOO HARD FOR YOU?

I have a few questions for you.

1. My hard disk is a tiny, but quite adequate, 60Mb Seagate mechanism, 2.5" internal. Talking with an Amiga mate, it cropped up (don't ask me how) that his bolt-on 540Mb overdrive job could manage an access rate of about 2Mb per second. During a recent bored moment, I used SYSInfo to check my own speed and found it to be a pitiful 300k/s. I know it's small, 2.5" and Seagate, which I once heard described as the cheapest (and nastiest) of cheap disks, but surely this is still sluggish?

Anyway, I have been considering altering the max transfer rate to speed things up a bit, but I wondered if you could give me some idea of safe limits.

2. Searching for some kind of answer to my first question in old issues of AF, I found a reference to jumper settings on Conner disks which could be altered to spin them up quick enough for a cold boot to recognise them. I have the familiar slow disk problem and I wondered if Seagate models had any secret tricks up their sleeves.

3. A short time ago I bought a mini-tower from Gasteiner to fit a floppy drive I own and, fingers-crossed, a CD-ROM I will soon own. There is ample power in there for me to power my A1200 too, but I don't want to ruin my leads making the necessary connections explained in your "Tower" issue.

Are there any companies I can blag or buy an unwanted lead from (maybe from an old A500 due to become spares) without having to buy a PSU? On the same subject, where can I hire a multimeter to check the leads?

4. Lastly, I have a Viper MKII '030 (MMU) 28MHz with 4Mb SIMM fitted. From day one it has worked, but not exactly faultlessly. There were two problems – it slowed things down and it fought with any reboot, sometimes not letting me reboot and sometimes locking the system during all those checks the ROM makes.

Rebooting a few more times, however, would always get past the lock-up in the end. It became quite a saga, partly owing to the fact that I knew nothing about hardware at that time (several years ago now).

The slow down was because my 2Mb chip RAM couldn't hack the pace. Although this is no longer a problem, the lock-ups still persist.

I use MultiCX 2.55 and have found its "About :Reboot" feature to bypass some kind of call that causes all my trouble, as does a reboot command I have. The board was tested by the First Computer Centre,

when I first had the problems, and found to be fine.

The A1200 is also fine without the board and this all happened before I got my hard disk, so I was stuck for an answer and had to make do.

Finally, I have tried unsuccessfully to contact Julien Torres to thank him for his excellent Freeware program, *Ordering*, which I find invaluable.

On that note, and if you are reading this, thanks Julien.

Daniel Pimley  
London

1. I think your hard drive is well past it! Consider getting a modern 3.5" mechanism to mount in your tower casing along with your forthcoming CD-ROM drive. It will make a considerable difference to your Amiga. The MaxTransfer setting depends on the buffer size of your drive and you need a calculator with a convert to hexadecimal function to be able to work it out.

2. No, I don't know of any Seagate tricks I'm afraid. Yet again, proof that the hard drive should be pushing up daisies.

3. Amiga power supply leads are very rare indeed. Your best bet is to place an add in a local paper and try to pick up an A500 or A600 PSU (maybe with the computer included) for a few quid. I wouldn't bother hiring a multimeter as they are so useful, and so cheap, you should really buy one.

4. Your 2Mb Chip RAM couldn't hack the pace? I find that hard to believe, and the chip RAM in all the other Amiga's I've used worked perfectly. It sounds like some minor incompatibility between the version of A1200 you have, the accelerator and possibly the hard drive. It happens from time to time, I'm afraid. Try removing your hard drive and

using the system from floppy to see if that makes any difference.

### NO ADOBE

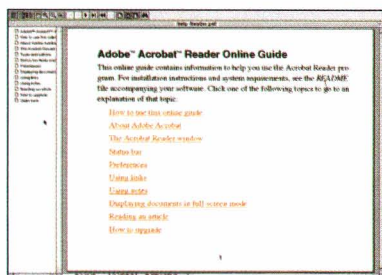
Has anyone written an application or a datatype capable of handling files in Adobe Acrobat format? Alternatively, a translation program on the order of *LHA2LZX* would be a great help. I could get by using a good text editor with the appropriate macros, (Cygnum Ed or DME perhaps) but that would be a real pain.

As a long time *BYTE* reader, I would love to access their CD-ROM, both 7-year Archive and Quarterlies. What, if anything, can you offer to help solve this problem?

John W Borland  
London

Although Adobe Acrobat readers for the Amiga don't exist and Adobe themselves are unlikely to be coding one right now, ones written by Shareware authors based upon the Unix PDF port do.

Try Xpdf from Aminet, or alternatively, I believe that GhostScript has some support



Unfortunately, you're unlikely to find an Adobe Acrobat reader as Adobe use their own propriety information.

## INCOMPATIBLE COUPLE?

Are my wife and I finally destined for serious compatibility problems after 9 years of marriage?

I am a follower of the One True Faith (which is why I am writing to you). She, on the other hand, is about to consort with the Spawn of Beelzebub and buy a... well, you can guess what.

The fact is that she wants Internet and multimedia CD-ROMs, and, 9Mb

Web browsers apart, there is 10 times the choice of titles for that platform, with things inside which don't always add up correctly.

So my question is this – if she gets a you-know-what, can I, for instance, bang an AFCD in its CD-ROM machine and download the Amiga files or programs to its High-Density floppy drive and then gallop off with the floppies to my beloved A1200 (for which I would've bought a High Density df1)?

Will a different platform's software be able to read an Amiga CD, and if it can, will it know there are files on it? If it does, can it copy them?

No compatibility problems between PCs and Amigas... only between husband and wife!

Stephen Chandler  
Redruth

I advise you seek counselling, will you do that luvvy? Whoops, wrong Agony Aunt mode engaged. Hope no-one spotted it or I might lose my job at the newspapers.

Yes, an evil, stinking PC can read the Amiga Format coverdisk CD-ROMs and any other Amiga programs you might want to insert into its vile heart. The PC can then read them, and copy them to floppy for you. Even better, get the PC to format the disks as Double Density instead of High Density and you can read them without getting a High Density drive for your Amiga.

If you want to make things easier, get a networking program which uses the serial or parallel ports to link the computers together.

There, now buy here a box of choccies and she might let you play Grand Theft Auto.





# A Quick Guide to...

## FITTING A CD-ROM

**1** The Amiga can use either IDE (ATAPI) or SCSI CD-ROM Drives.

**2** The easiest way to fit a CD-ROM is to buy a SCSI interface (such as a Squirrel from HiSoft, or a plug-in card for some A1200 accelerators) and then plug in a SCSI CD-ROM drive which has been housed in its own box with power supply.

**3** The A1200 has a built in IDE interface which can be used with an IDE CD-ROM drive. However, you are advised to fit an IDE buffer card. This is a good way to fit a cheap drive to a Tower system, and squeeze in a 3.5" IDE hard drive at the same time.

**4** All Amiga's need CD-ROM filing system software in order to use a CD-ROM drive.

**5** An Amiga fitted with a CD-ROM drive can read CD-ROMs for other computers, for example, PCs. However, simply reading the data does not mean the Amiga can run the software.

**6** A perfect excuse for using a CD-ROM drive is that you can make use of the excellent Amiga Format CD-ROM coverdisks. These are packed with more software than you would have room to store on the floppies. You can also buy Aminet compilations, again, more software than you will have time to look through.

**7** CD-ROM drives come in various speeds. Don't waste your cash on something faster than 4x or 8x speed. Let the PC upgrade frenzy crowd worry about that, letting you pick up second hand bargains.



for PDF files. Either way, like most things on the Amiga, you're sure to find a way to get those files going!

### THE THICK BLACK LINE

Could you please throw some light on how to set a Commodore monitor up to run in DbIPAL mode without the thick black line running down the left hand side of the screen?

I have tried eliminating it using the V-Phase button on the monitor, and this reduces the line but doesn't get rid of it. The monitor in question is a Commodore 1942 model. Since getting it I have always run it in normal PAL because of the black line in the other mode. I don't think the monitor is faulty as it is fine apart from this.

Also, does the quality of the screen picture, text or graphics affect the quality of the printout from the printer?

I am not sure I am getting the best from the Canon printer either. I hope you can help.

Peter Robinson  
Lowestoft

You can't get rid of the line, it's a "feature". When the Amiga is using DBIPAL mode, one of the consequences is that some screen modes move around the monitor a bit, often to the extent that no matter what adjustments you make, you won't get rid of black borders.

I did manage to reduce the effect by fine-tuning the monitor driving using the MonEd program, but even then there was a noticeable band. Sorry!

As for the monitor having an effect on the print out quality – no, this is unlikely. It's more likely you don't have a high quality,

third party printer driver installed. Splashing out on a commercial printer driver package makes all the difference.

### OVER THE BORDER

I have recently bought a second-hand Commodore 1200 Amiga. The computer has no extra memory or Chip RAM and no hard disk, it's just a plain Amiga. Almost everything has black

lines about half an inch from the top to the bottom of the TV!

The Workbench Screen is fine and so are simple things like *Space Invaders*. Please tell me how to fix this, or tell me what the problem is.

Jethro Holcroft  
Ashburton

*It's got no Chip RAM? I think you'll find you are mistaken, unless someone has removed the memory from the Amiga's motherboard with a soldering iron, of course. When you load Workbench, look at the top of the screen for the phrase "Graphics Memory". This is the amount of Chip RAM which is installed, probably about 2Mb.*

*It sounds like you are running programs, probably games, which open a smaller screen than Workbench does. Here's a trick – switch on the Amiga, but hold down both mouse buttons and a menu will appear.*

*Press the Space Bar and the screen should expand to fill the screen.*

*Now use your Amiga and see if that makes a difference. This causes the Amiga to boot into NTSC rather than PAL mode. If your TV can cope, it's a good way to get rid of those black lines.*

### PRINTERS AND MODEMS

Please can you help me? I have an A1200 with the Desktop Dynamite software, but nothing else. We have just bought a Citizen ABC Printer and have the right leads, so why won't it work?

We would like to boost the memory of our A1200, too. We have no extra memory at the moment.

Should we get a hard disk, extra

Continued overleaf →

## WHAT MEMORY

My system comprises an A1200, 2.1Gb HD, a Commodore 1085s monitor and an Epson Iq-850 printer. I want to expand the internal memory with a view to using my machine to explore the WWW and also for DTP. Now my question is, what form of memory, and how much, do I need?

I see fast RAM and chip advertised. Which one do I need or is it both? Do I need to accelerate my machine as well or will it be able to cope?

I am well impressed with my machine. I started using Commodore computers 19 years ago at school with a PET. I progressed at home to first the C64 then an A500. I upgraded when the Escom stores offered a decent price to do so.


Although I am not as computer literate as I would like to be, I am very happy using my A1200 as a games machine. However, I'd like to take it further. Obviously, a CD-ROM would be great, but funds are very limited so could you advise me on which upgrade would be needed first?

Adrian Latham  
Horsham

The A1200 comes with 2Mb of Chip RAM. This is the memory in which graphics and sounds are stored. It's not possible to fit more than 2Mb of Chip memory to any Amiga. Fast memory comes as

the memory added via a memory expansion to the trapdoor, or the memory on an accelerator card (a card with a processor faster than the Amiga's native 68020).

For Web and DTP work a fast Amiga is essential, so I would recommend you get an accelerator card with a 68030 processor and 4Mb or 8Mb of memory.



Using the WWW requires a fairly fast processor in your machine, so an accelerator is recommended.



memory or an external floppy drive?

I would also like to get the Internet on my A1200. I have seen an internal 14.4 Kbps modem. Would this give us full Internet access?

I am a complete novice with my Amiga, so I would really appreciate any help you could give me.

**Martin Rose  
Chatham**

*You need to install the right printer driver software for the Amiga to be able to communicate with the printer properly. Try calling Wizard Developments and ask them about their Turboprint 5.*

*A hard drive won't give you extra memory, but it does speed up all that loading from floppy disk. If you want to get online it's pretty essential, so add it to your list.*

*An external floppy drive is not really necessary unless you're dead set against fitting a hard drive. Extra memory will speed up your Amiga, even more so if it's in the form of an accelerator.*

*An internal modem for an A1200?*

*Where do you think you would put it? No, you'll need an external modem. As modems now operate at 33.6Kbps or even 56Kbps, a 14.4Kbps modem should be very cheap, if not actually given away for free.*

*It will certainly let your Amiga communicate with the Internet, assuming you also sign up with an Internet Service Provider. You'll also need software, but the basics can be obtained for free.*

## MISSING TIME

My system consists of an A1200 with 8Mb and 33MHz FPU (Siren Software), a 1Gb hard drive and a 4xCD-ROM.

## ICON SEE CLEARLY..

I have an Amiga 1200, Hewlett Packard Deskjet 540 printer, GVP 1230 Turbo+ with 20Mb, external disk drive, 750Mb hard drive and an external Squirrel SCSI CD-ROM drive. I use



A program like ToolManager will let you display utilities like DOpus as icons.

various, often-used utilities like Directory Opus, 'Iconified' along the bottom. How on earth can I set this up on my system? I would like to have such programs as Wordworth, TurboCalc, and Superbase displayed on startup this way. Please can you help me?

Workbench version 3.0 and I am a registered user of both MUI and Magic Workbench. The previews 1 & 2 on MUI, and some magazine screen shots show the opening Workbench screen with the usual hard disk partitions down from the top left hand side of the screen and

**Adrian Bernascone  
Shoreham-by-Sea**

**You want a program such as ToolManager. Search Aminet and the PD libraries and you'll find lots of utilities like this.**

I am unable to set the correct time with time prefs. The clock keeps good time and the date is important because I am running *Money Matters* which needs the correct date.

However, when the clocks went forward in the spring, I reset it, clicked on 'Save' and nothing happened. Also, if I am away from home for a while, it loses the odd minute or two and I can't correct that either.

Another problem I have is getting into most of the material on your discs. As soon as I attempt to install anything I get the message: 'Can't open your tool installer'. This is extremely frustrating, as there seems to be quite a lot of good stuff in there.

What I really need is someone in this area who is a good Amigan and who could probably put me right. I am coming up to 73 so someone of a similar age would help, as we old ones have a bit more patience than some of the younger generation.

I started out with an A600 at the end of 1992 and one of the games that came with it was *Jumping Jackson* which, as its name implies, consists of a jumping man who has to negotiate squares and various obstacles.

He went fine on the A1200 until I fitted my expansion FPU. Now I know I should key in "No Fast Mem", but I can only get into the game by booting up from its floppy. Any advice on this?

**D N Wheeler  
Workshop**

*You should be able to change the time on the clock, either from the Shell or from the Time Prefs utility, simply by entering the new value and hitting Save. If this doesn't work, then something really is awry.*

*Either the real time clock on the accelerator card is malfunctioning or possibly the battery is flat. I think you should ask Siren for their opinion on the problem.*

*If the programs can't find the Installer, then we need to point them in the right direction. The CD-ROMs have a program called +AFCD\_Setup+. Make sure you run this first. This should update the system to know where to look for the Installer program.*

*Failing that, find the Installer program. It will be on your system or on the CD somewhere, so copy it to the RAM disk where most programs should find it.*


*If *Jumping Jackson* doesn't like Fast Memory, try using the NoFastMem program which appears in the Workbench drawer System. You should see all the extra memory vanish (temporarily of course), ready to run the program.*

*Unfortunately, it may be that you need to reset the computer in order to run the game, and so the memory comes back. If so, you need a program called a "Degrader" which allows the settings to survive a reset.*

*Degraders have appeared on many of our AF coverdisks in the past, so keep a look out for them.*

## IF YOU HAVE A QUERY...

At Amiga Format we aim to answer as many questions as possible. Unlike some magazines, we don't just



Graeme Sandiford

concentrate on our areas of expertise – we take on all your problems (as long as an Amiga is involved). Here are a few tips on sending in questions:

● Be concise.

● Detail the problem as best as you can.

● Describe the events that caused the problem.

● Give full details of your equipment.

● Make sure your question is relevant and wouldn't be more easily solved by contacting the dealer from whom you bought the goods.

Bear these points in mind and fill in, photocopy, or copy the form below as best you can. Unfortunately we cannot reply personally.

Send your letters to Workbench, Amiga Format, 30 Monmouth Street, Bath, Avon BA1 2BW.

Your Amiga:

☐ A500 ☐ A500 Plus ☐ A600  
☐ A1000 ☐ A1200 ☐ A1500  
☐ A2000 ☐ A3000 ☐ A4000

Kickstart version

☐ 1.2 ☐ 1.3 ☐ 2.x ☐ 3.x

Hard Disk: ..... Mb

Manufacturer: .....

Extra RAM fitted – type, size, (Mb) and manufacturer: .....

Details of other hardware: .....



# Low Low Prices! Visit our new site <http://www.Goldenimage.co.uk>

## Amiga Mice

Replacement Mouse .....	£6.95 £4.95
MegaMouse Plus (3 Button) .....	£14.95 £9.95
New Black Mouse 400dpi .....	£9.95 £7.95
Pen Mouse (ideal for CAD) .....	£12.95



## Ram Boards


### RAM CARDS A1200

A1200 with clock and 4Mb (not upgradeable) .....	£49
A1200 with clock 33MHz FPU and 4Mb .....	£64 £59
A1200 with clock and 8Mb .....	£65
A1200 with clock, 33MHz FPU and 8Mb .....	£80 £75
33MHz FPU inc. crystal .....	£15

## Controllers

Free High Density Disk Drive  
with any Catweasel sold during January 1998

Catweasel for A1200 - allows you to connect High Density Disk Drive fits on to clock adapter leaving IDE interface free for our 4 way buffered interface .....	£59.00
Catweasel for A4000 .....	£59.00
Buddha IDE Controller for A1500/2000/4000 .....	£55.00
AT-Bus 2008 IDE controller .....	£69.00
Catweasel plus Buddha for A1500/2000/4000 .....	£79.00
Oktagon 2008/4008 SCSI Controller .....	£99.00
Multiface III serial and parallel I/O card .....	£79.00



## New GI-Quatro Buffered Interface for A1200

Buffered interface for A1200 with full IDEFIX'97 software allows you to connect 4 ATAPI devices to A1200 Comes with two 40 pin IDE cables and one 44 pin IDE cable .....

## "Amiga Health Warning" Fear not with our Buffered Interface

## AlfaQuatro Interface

Specially made hardware and software. Allows 4 ATAPI devices, ie, 2 IDE hard disk & 2 IDE CD Rom to Amiga 4000 internal IDE controller .....

## Joysticks & Joypads

Amiga Joysticks .....	£9.95
Amiga Joypads .....	£9.95
CD 32 Joypad .....	£14.00

## Floppy Drives

External Floppy Drive for all Amigas .....	£39.95
Internal Floppy Drive A500/500+ .....	£28.00 £25.00
Internal Floppy Drive A600/1200 .....	£28.00 £25.00
Internal Floppy Drive A1500/2000 .....	£35.00 £28.00
Internal Floppy Drive for Tower user with face plate .....	£35.00 £28.00



## Winner of Gold Format Award in Amiga Format February 1997

### Best pricing on CD ROM Drives & Hard Drives.

We can supply CD ROM solutions for ALL Amigas from A500 to A4000. Four top AGA titles free: Nick Faldo's Championship Golf; Syndicate; Pinball Fantasies & The Chaos Engine.

All our External IDE CD ROM Drives have built in power supplies (they do not draw power from your Amiga)

GI-Quatro buffered interface allows you to connect 2.5" or 3.5" drives with full registered version software (not a demo)

All CD ROM drives have play CD facility.

Limited quantity of external 2 speed SCSI CD-ROM with squirrel only £79



	External A600/A1200	Internal A1500/A2000	External* A500/A500+	Internal A4000
Quad speed CD ROM for	£149.00 £129.00	£119.00 £99.00	£129.00 £89.00	£109.00 £89.00
Eight speed CD ROM for	£149.00 £139.00	£139.00 £109.00	£149.00 £99.00	£129.00 £99.00
16 Speed CD ROM for	£189.00 £149.00	£159.00 £119.00	N/A	£149.00 £119.00

\*for A500/A500+ Alfapower hard drive controller and Hard Drive is required. A1500/A2000 supplied with IDE controller & software. A4000 supplied with AlfaQuatro interface & Full IDEFIX software.

## New Products

### Catweasel MK II

A lot faster and also allows GI-Quatro for 4 IDE Device buffered interface .....

### Accelerators for Amiga 1500/2000

2030 Turbo - 25MHz with SCSI option .....	from £99.00
2030 Turbo - 50MHz with SCSI option .....	from £145.00

### New 16 Speed PCMCIA CD ROM Drives for A1200/A600

.....£135.00

### IDE Hard Drives for A1500/2000

Hard Drives plus Buddha IDE Controller  
1.2 Gig .....

### IDE 2.5" Hard Drives for A600/1200

All 2.5" Hard drives come formatted and installed with Workbench, including IDE Cable, screws, software and instructions supplied. (please check for availability)

170Mb .....	£85 £59 Starbuy
250Mb .....	£89 £79
810Mb .....	£149 £129 Starbuy

### IDE 3.5" Hard Drives for A1200/4000

1.0Gig .....	£125 £99	1.7Gig .....	£155 £129
1.2Gig .....	£135 £110	3.2Gig .....	£200 £149
2.1Gig .....	£175 £129	*5.0Gig .....	£229 £279
3.8Gig .....	£229 £189		

We will partition and format Hard drives and install Workbench. \*5.0Gig will fit and work on Amiga Computers contrary to warnings given

(Amiga Format Gold Award winner August 1997)  
(Amiga Format Gold Award for 3.8Gig January 1998)

## Memory

4Mb Simms .....	£20 £10	8Mb Simms .....	£30 £20
16Mb Simms .....	£65 £40	32Mb Simms .....	£145 £80


Zip Rams (suitable for A3000, Alfapower, At-Bus 2008 & Oktagons) every 2Mb .....

### Accelerator for A1200

Viper MKV 1230 50MHz plus SCSI interface with 4Mb .....	£159.00
with 8Mb .....	£179.00
with 16Mb .....	£199.00
Viper MKIV 42MHz + 4Mb (not upgradeable) .....	£80.00 £70.00
1230 40MHz & FPU with 8Mb .....	£99.00
1230 50MHz & FPU with 8Mb .....	£159.00

### Accelerator for A600

Viper A630 40MHz + 4Mb (not upgradeable) .....	£110.00
--	---------



### Accelerators for Amiga A1200

1230-40MHz & FPU with 8Mb .....	£99.00
1230-50MHz & FPU with 8Mb .....	£159.00
SCSI Harddrive 4.3Gig .....	£259.00 Best Price
Requires SCSI Controller	
Oktagon SCSI Controller .....	£95.00

### Miscellaneous Products

Philips monitor to Amiga cable .....	£6.00
Printer cable .....	£5.00
PC Keyboard Adapter .....	£19.95
SCSI case with PSU .....	£49.00
Boot selector switch for A500/2000 .....	£10.00
44pin 3 connector cable .....	£5.00
44pin 2 connector cable .....	£3.00
40pin 3 connector cable 90cm .....	£5.00
AlfaQuatro 3x40pin Interface & IDE cables .....	£39.95
DD floppy disks (50) including multicoloured disk labels .....	£13.00
DD floppy disks (100) including multicoloured disk labels .....	£25.00
3.5" Hard Drive Kit for A600/1200 + Install software .....	£15.00
Diskbox to hold 10 discs .....	£1.00
Animal Jungle design and Dinosaur design 2 in 1 Scanner/Mouse Pad .....	£2.00
Can be used as a memo pad .....	£3.00
TV Amazing .....	£89.00
Amiga Power Supply 4.5 amp .....	£29.95 £15.00
Plain Wristrest .....	£2.00
GI-Quatro buffered interface with cables but no software .....	£39.00
A500+ 1Mb ram card .....	£20.00
A600+ 1Mb ram card .....	£20.00
ROM Chip for A500 or A600 V2.05 .....	£19.00
CDROM Drives (Bare) For internal fitting. Requires interface and software	
IDE 4speed .....	£49.00 £39.00
IDE 8speed .....	£59.00 £49.00
IDE 12speed .....	£79.00
IDE 16speed .....	£79.00 £69.00

Super value Software pack: DpaintIV + Digita Wordworth3 and Print manager + Dennis and Oscar Games .....

Chaos pack AGA: 4 great games (on disks) (The Chaos Engine, Syndicate, Pinball Fantasies, and Nick Faldos Golf). All Amiga Format Gold winners .....

Audio Cables for CD ROM's Stereo jack (3.5mm) plug to 2 x RCA phono plugs 1.2 meter long .....

Multipass OCR Software suitable for all scanners and direct scanning support for hand scanners by Migraph, Golden Image, AlfaData and Power .....

All prices include VAT. Please add £3.50 P&P for items under £30.00, £5.00 for items over £30.00,

£8.00 P&P for Scanners, Speakers & Hard Drives, £10.00 courier for next day. Tax Free Export Orders Welcome.

Golden Image accepts Mastercard, Visa, Switch, Cheques & Postal Orders. E&OE. Prices subject to change without notice. Goods subject to availability. Specifications subject to change without notice.



# Golden Image (UK) Ltd

Unit 65, Hallmark Trading Estate, Fourth Way, Wembley, Middx HA9 0LB


Sales Hotline No: 0181 900 9291 Fax: 0181 900 9281

<http://www.Goldenimage.co.uk> Talking Pages: 0800 600900

Our standard terms and conditions apply - available on request. We do not supply on a trial basis.







**AFC23:-In the Mag/Amiga.net**

## SITES OF INTEREST

**Hotmail:** <http://www.hotmail.com/RocketMail/>  
**YahooMail:** <http://www.rockmail.com/> or <http://mail.yahoo.com/>  
**Coollist:** <http://www.coolist.com/>  
**Listing of Free WebMail services:**  
<http://www.geocities.com/SiliconValley/Vista/8015/webbased.html>

Having an email account is practically essential these days. **Dave Cusick** explains why you don't necessarily have to pay an ISP to obtain one.

I have been on the Internet for around three years now, which might not sound like a particularly long time to the really old Net hands out there, but it still makes me something of an old-timer.

I first got on the Internet because I had been working on a magazine exploring the best and worst aspects of a relatively recent development called the World Wide Web for several months. This had fired my interest in the Net at a time when the mainstream media had not really picked up on the possibilities it presented, and the consequences for society of its increasingly rapid expansion.

As I write this article, on a dark Monday evening in early November 1997, I'm actually quite astounded by the changes that have taken place in

here are their results from last season".

Nowadays, type "football" into Yahoo UK and you'll have scores of soccer scores and reports available within seconds. I first heard about Princess Diana's death during an IRC conversation in the not-so-early-hours of Sunday 31st August. This very afternoon, Judge Hiller Zobel decided to reduce Louise Woodward's

the budget-conscious Netizen – particularly where email, the single most popular tool available in the online world, is concerned.

Several companies such as Bigfoot offer fancy email addresses along the lines of your.name@bigfoot.com. It won't cost you a penny to obtain this sort of address, but the problem is that you need to already have an email address because all Bigfoot do is redirect all the mail addressed to you which they receive. This is just a mail forwarding system and nothing more.

Seasoned surfers may well have received an email from someone (probably an American!) with the same surname as them offering them an

*Following on from the success of WebMail, a new, free, Web-based Mailing List service has appeared...*



the on-line world during that relatively brief period. Three years ago you could have typed "football" into the then-fledgling Yahoo and it would have turned up twenty or thirty American Football sites, most of which didn't contain much beyond "Hi, my name's Hank and I support the Dallas Cowboys,

**Even if you've got your own email account already, there are plenty of good reasons to sign up for another with a company such as Hotmail.**

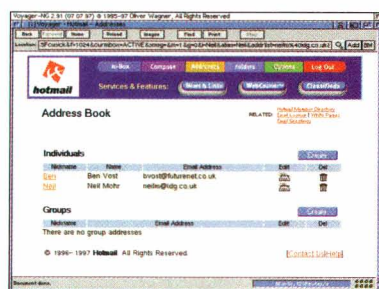


Once you've logged in to a WebMail provider, a simple toolbar enables you to perform standard email operations.

conviction from Murder Two to Manslaughter and he announced that decision over the Internet.

In effect, the Internet has already become the ultimate communication medium. There's also a lot of money to be made out of it and, perhaps surprisingly, companies are finding ways to make money without actually having to charge us, the consumers.

Whereas three years ago I set up my first Web site on free server space at Lookup.com, nowadays there are all kinds of other free services available for

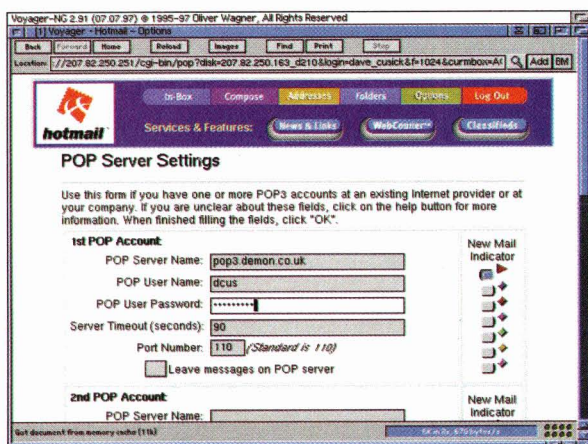


With features like an address book, Hotmail provides everything an ordinary email client could offer.

address of you@surname.com, which of course would be another example of a mail forwarding system.

Quite apart from the fact that an address such as dave@cusick.com looks a lot nicer and more professional than the sort of email address commonly issued by some companies, universities and ISPs (the old Compuserve 123456.1234@compuserve.com address format springs to mind), there are some distinct advantages to be gleaned from using an email forwarding system. Imagine for a moment that you're fed





An obvious benefit of WebMail services to existing email account holders is the possibility of checking your POP3 account from anywhere in the world where you can obtain access to the Web.

up with your ISP. Changing ISPs means getting a whole new email address and having to tell everyone who might need to email you that your address has changed. If you used a forwarding service, the only person you'd have to tell about your new actual email address would be the forwarding company, because everyone else could still use your stylish email address, which would have remained unchanged.

If you already happen to have a nice email address then you're not really going to be interested in a forwarding service, and they are of absolutely no use if you don't already have an email account. However, recent developments have made it possible for you to send and receive email without you needing to have a full, "proper" email account with an Internet Service Provider or your company or university.

Obviously you will require some kind of access to the Internet, but this access need only be to the Web rather than being a fully fledged Internet account. There are plenty of places where you can get this type of access. A trip down to the local CyberCafe once every week could suffice, which certainly makes this option cheaper than buying a modem and shelling out a monthly subscription to an ISP and a fortune in telephone bills to BT.

Getting an email account needn't

cost a penny if you have access to the Web at work or at your school or college. If you do already have an ISP account, by getting an extra Web-based account you can check your email whenever you can get on the Web, without having to configure an email client to access your POP3 account.

What we're talking about here is WebMail, and WebMail services are springing up all over the place these days. The companies that provide WebMail services don't need to charge customers for the service they provide because they fund their operations through advertising revenue. Their sponsors get to either display banner

If you haven't checked your mail for a while and you have a lot of messages waiting for you then you might have to wait a few seconds for your browser to download and list those messages. After this you can read, reply to and/or dispose of messages as with any ordinary email program.

With decent WebMail systems you're not deprived of any of the features you would have on hand with a conventional email client. For instance, Hotmail offers an address book system, an email address looking-up facility and a signature appending system, and it also allows you to send and receive messages which have attached files.

There's a spell-checker, a dictionary and a thesaurus on hand to help you when creating messages; you can block email from people or organisations who regularly send you irritating messages or spam; and you can sort incoming mail into folders exactly as you would with an ordinary mail client.

Since your working environment is effectively an HTML page, you can configure the look and feel of your Web-based email client

to a much greater extent than you could with many of the conventional clients, with the possible exception of Amiga MUI-based applications.

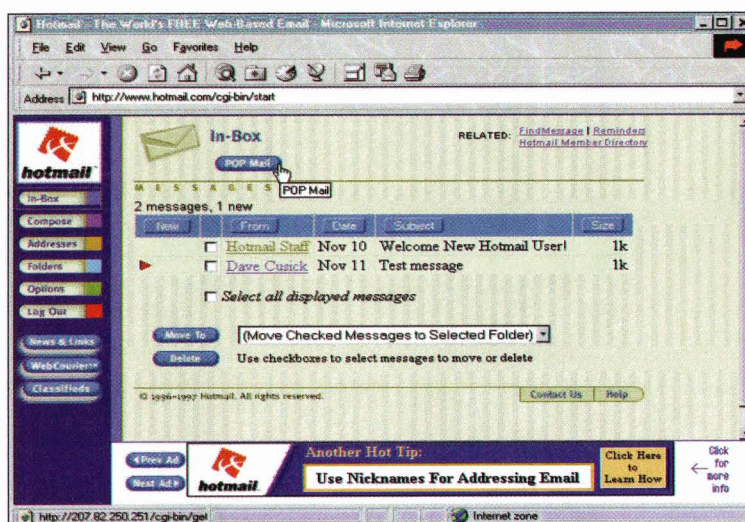
Incidentally, going back to the earlier point about WebMail offering universal accessibility without the need to configure an email client, it's possible to check your POP3 account over the Web using Hotmail or YahooMail.

Inspired by this example, some ISPs, such as Demon Internet, are developing their own WebMail systems so their customers can easily gain access to their email accounts even when they're not actually accessing the Internet from their own home.

Following on from the success of WebMail, a new, free, Web-based Mailing List service has appeared in the shape of Coolist. As the Web develops still further and Web access becomes more and more widespread, a greater number of services which previously required separate clients could start being made available via Web browsers. My friends, we live in interesting times.

## CONTACT POINT

I can be reached with comments, suggestions and feedback at [dave@dcus.demon.co.uk](mailto:dave@dcus.demon.co.uk) or via my Web site at <http://www.dcus.demon.co.uk/>.



Once you've registered you'll be able to check your email easily on any machine with Web access, whatever operating system and software it happens to be running.

The message composition page might not be as attractive as that offered by Microdot, but note that a dictionary and thesaurus are available at the click of a button.

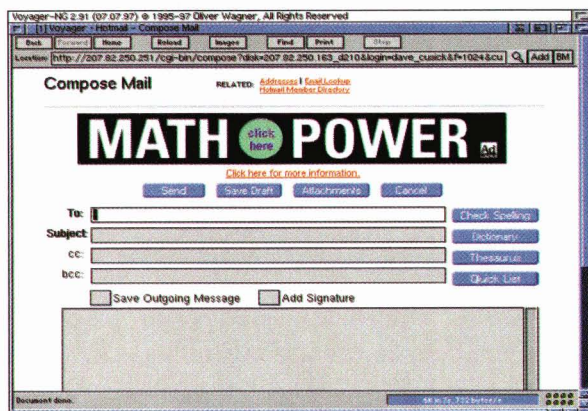
advertisements on the WebMail company's Web site (which obviously all users of the service are going to see quite frequently) or append two or three line advertisements to the end of emails sent using the system.

Probably the two most popular WebMail services at the moment are Hotmail and RocketMail, the latter of which has recently merged with YahooMail to become YahooMail.

However, if your Web access is via an Amiga (perhaps at a friend's house, because you don't tend to find many Amigas in the workplace or at universities, unfortunately) then you can forget about using YahooMail. This is because it requires a Java-enabled browser and such a thing doesn't currently exist for the Amiga.

Hotmail seems to work perfectly well on Amiga systems, and of course you could choose either of the two services or indeed any of the many other WebMail services, if your Web access is going to be through a Macintosh or a PC clone. Your decision could well be influenced by the domain name the service can offer (the domain name being everything after the @ sign in an email address), some of which are definitely more desirable than others.

After you've initially registered with a WebMail provider, you can check your mail simply by visiting the Web site and entering your login name and password.







SUBSCRIPTIONS

**Special Offer!** Choose a


**FREE GIFT!**

when you subscribe to


**AMIGA  
FORMAT**

Choose your

**Free gift:**



**EPIC 97  
ENCYCLOPEDIA**  
worth £19.95




**AMINET  
SET 3**  
worth £15.99



**GEEK  
GADGETS 2**  
worth £12.99



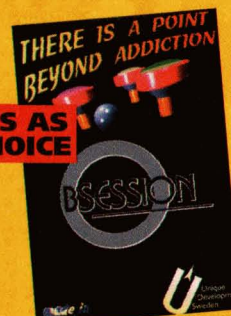
**ERIC  
SCHWARTZ**  
worth £19.95



**NETWORK PC**  
worth £17.99  
Disk only



**POWERDRIVE**  
worth £9.99  
Disk only



**OBSESSION**  
worth £19.99  
Disk only

Enjoy the Benefits...



### ...OF A SUBSCRIPTION

- Subscribe for as little as £35.94.
- SAVE £5 when you pay by Direct Debit.
- Get every issue delivered to your home.
- FREE Delivery in the UK.
- FULL PRICE PROTECTION for the duration of your subscription.
- EXCLUSIVE subscriber newsletter every month.

### HOW TO ORDER

**BY DIRECT DEBIT** Complete and return the form on the next page. Postage is free for UK residents. Please note that Direct Debit instructions cannot be accepted by email or fax.

**BY CHEQUE OR CREDIT CARD** Complete and return the form on the next page. (Remember postage is free in the UK.)

Call the **SUBSCRIBER HOTLINE** on 01225 822511\*  
 FAX the completed form on the next page to 01225 822523  
 EMAIL: [subs1@futurenet.co.uk](mailto:subs1@futurenet.co.uk)\*  
 WORLD WIDE WEB: <http://www.futurenet.co.uk/amigaformat.html>\*

**ORDER NOW ON: 01458 271102**

\*IMPORTANT: PLEASE QUOTE REFERENCE NO. AFP801 WHEN TELEPHONING OR EMAILING YOUR ORDER



# Back Issues

Missed AF? Don't miss out completely, order it now while stocks last...



DISK CODE:  
AMF106

## WORKBENCH PLUS

Revitalise the way your Workbench works with this great set of utilities and extras.


## AMIBEE

A top notch bee-based Anime shoot-em-up with the best gameplay we've seen for ages.

Full Cologne show report, how to build a Zorro expansion for under £5, and the best reviews of all the new hardware and software!

## AFCD22


PPaint 7.1 update, exclusive Foundation demo with snow features, HappyCD (also known as MasterISO v2), new YAM scripts, find out what your Amiga's up to with Scout, and a whopping 100Mb of reader contributions!



DISK CODE:  
AMF105

CD CODE:  
AFC021


**Coverdisks:**  
256-colour Workbench icons with NewIcons 4.1, classic gaming with Pacman and a Delarith demo.



DISK CODE:  
AMF104

CD CODE:  
AFC020


**Coverdisks:**  
Save the planet with Assimilation, plus Bubble, new database DB 3.5, and art package Amifig.



DISK CODE:  
AMF103

CD CODE:  
AFC019


**Coverdisks:**  
Make music with DigiBooster Pro, plus Aerial Racers and Croins, an up-to-date Asteroids clone.



DISK CODE:  
AMF102

CD CODE:  
AFC018

**Coverdisks:**  
A new fully featured spreadsheet program, StarAm Plan, plus Aquanaut a five-level shoot-em-up.



DISK CODE:  
AMF101

CD CODE:  
AFC017

**Coverdisks:**  
Movie making with Animated, money management with Ultra Accounts 4 and a Starboy demo.

## Subscription Order Form

### Personal Details

Title.....Initials ..... Surname.....

Address .....

Country ..... Postcode .....

Daytime tel no. ....

European subscribers quote your EC VAT reg no .....

Subscription to start? (Issue no).....

Subscriber Number (If applicable) .....

Please start my Subscription at the new discount rate ticked below.

	DD	CD
6 issues UK Direct Debit Price (CD version only)	<input type="checkbox"/>	<input type="checkbox"/> £35.94
12 Issues UK Direct Debit Price	<input type="checkbox"/> £49	<input type="checkbox"/> £66.88
12 Issues UK (Cheque/Credit Card)	<input type="checkbox"/> £54	<input type="checkbox"/> £71.88
12 Issues Europe	<input type="checkbox"/> £66	<input type="checkbox"/> £83.88
12 Issues Rest of World	<input type="checkbox"/> £80	<input type="checkbox"/> £97.88

(Offer ends 28 February 1998)

Direct Debit is only available to UK based readers with a UK bank account. Overseas prices quoted are for airmail only and include postage charged at cost.

### My choice of gift is

Gifts are subject to availability and limited to one per subscription

### Please choose your method of payment

1. ☐ **Direct Debit** The full amount of your subscription will be deducted in advance and in one lump sum. Please complete the mandate at the bottom of this form.

Please note: If you are paying for your subscription by Direct Debit, you must enclose a separate payment by credit card or cheque for any mail order purchases.

2. ☐ **Cheque** (payable to Future Publishing Ltd. Sterling cheques on a UK bank account only)

3. ☐ **Visa** ☐ **Mastercard** Expires.....

Card no .....

Signature ..... Date .....

Instruction to your Bank or Building Society to pay Direct Debits.



Originator's Identification Number

9 3 0 7 6 3

Future Publishing Ltd,  
Cary Court, Somerton,  
Somerset, TA11 6BR

Please send this form to address shown

1. Name and full postal address of your Bank or Building Society branch

To: The Manager

Bank/Building Society

Address

Postcode

2. Name(s) of account holder(s)

3. Branch sort code (from the top right hand corner of your cheque)

--	--	--	--	--	--

4. Bank or Building Society account number

--	--	--	--	--	--

5. Instruction to your Bank or Building Society

Please pay Future Publishing Direct Debits from the account detailed on this Instruction subject to the safeguards assured by the Direct Debit Guarantee. I understand that this instruction may remain with Future Publishing and if so, details will be passed electronically to my bank or building society.

Signature(s)

Date

Ref No (Office use only)

Banks and Building Societies may not accept Direct Debit Instructions for some types of account.

### The Direct Debit Guarantee (copy/retain for reference)

- This Guarantee is offered by all Banks and Building Societies that take part in the Direct Debit Scheme. The efficiency and security of the Scheme is monitored and protected by your own Bank or Building Society.
- We will debit your account with the full amount as soon as your instruction has been processed. Thereafter we will debit your account at the time of renewal.
- If the amounts to be paid or the payment dates change, Future Publishing will notify you of this in advance by at least 14 days in agreed.
- If an error is made by Future Publishing or your Bank/Building Society, you are guaranteed a full and immediate refund from your branch of the amount paid.
- You can cancel a Direct Debit at any time, by writing to your Bank or Building Society. Please also send a copy of your letter to us.

**FULL AMOUNT WILL BE DEDUCTED IN ADVANCE AND IN ONE LUMP SUM.**

☐ Please tick this box if you would prefer not to receive information on other offers

UK READERS SHOULD RETURN THIS COUPON BY FREEPOST TO:  
**AMIGA FORMAT SUBSCRIPTIONS, FUTURE PUBLISHING LTD, FREEPOST BS4900, SOMERTON, SOMERSET TA11 6BR**  
OVERSEAS READERS SHOULD RETURN THIS COUPON (POSTAGE PAYABLE) TO:  
**AMIGA FORMAT SUBSCRIPTIONS, FUTURE PUBLISHING LTD, CARY COURT, SOMERTON, SOMERSET, UK, TA11 6TB**

AFP801

\*IMPORTANT: PLEASE QUOTE REFERENCE NO. AFP801 WHEN TELEPHONING YOUR ORDER

Call our order hotline on  
**01458 271102**



# Win Every Epic title forever!

## Competition!

Boy, do we have a great competition for you! Epic are giving away:

### 1st Prize

Epic's latest release and every future Epic CD-ROM when released!

### 2nd Prize

Epic's latest release and the next 10 Epic CD-ROMs when released!

### 3rd Prize

Epic's latest release and the next five Epic CD-ROMs when released! There's even a runners-up prize for 10 people who each get a voucher to redeem against any current or future Epic CD-ROM!

Just send a postcard with your name and address on it to:

**Epic Giveaway**  
PO Box 637  
Swindon, Wilts

The usual rules apply: No Future employees can enter, our Nick's decision is final, no correspondence will be entered into and winners will be notified by post and in our magazine. The closing date for the competition is April 17th 1998 (which gives you overseas types plenty of time), and the results will be announced in our June issue which will be on sale May 15th 1998. If you don't want to receive details of other offers from Epic, please state so clearly on your postcard. Best of luck!





# CREATIVE

The indispensable guide to getting the most out of your software

## 82 DRAWSTUDIO

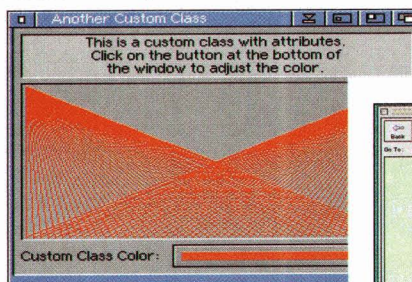
Larry Hickmott presents a guide to using *DrawStudio* images in other programs, even on other machines.

Discover the flexibility and great compatibility of *DrawStudio*.



## 84 MUI

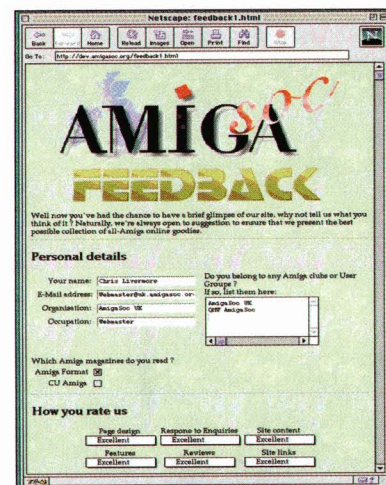

An introduction to mastering MUI custom classes in part five of our comprehensive series, with Dr Karl Bellve.



This custom class example shows you how to communicate between a custom class and other objects.

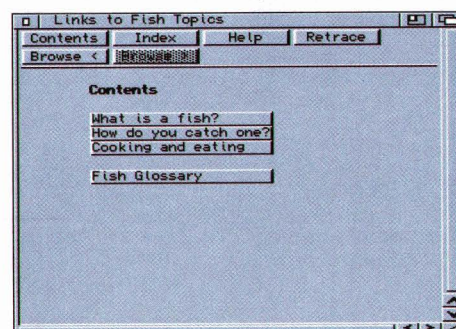
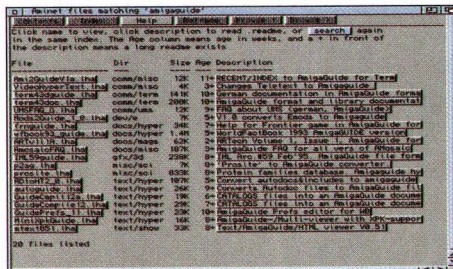
## 86 NETBSD

Get online with Chris Livermore, and a complete guide to net servers.



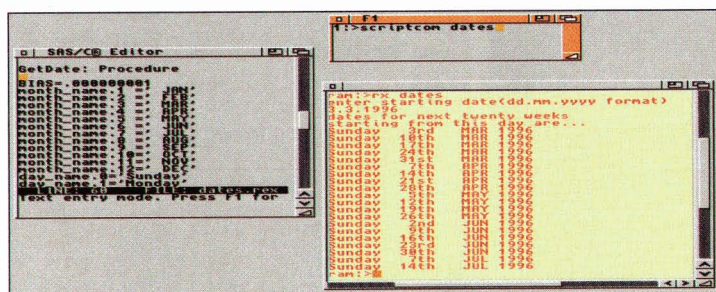
## 88 AMIGAGUIDE

Write your own stylish help guides in our one-off special AmigaGuide tutorial, with John Kennedy.



No need to skate around the subject with an AmigaGuide dedicated exclusively to fish.

## 90 ASSEMBLY



Find out how AREXX sends and receives the right messages with Paul Overaa's beginner's look at assembly coding.

A multi-module script that provides pop up console windows running separate tasks.

**Y**ou ask and we deliver. We had quite a few people contacting us asking how to create AmigaGuide files. Well, it isn't that difficult really, and in some ways it's related to HTML. However, if people are having difficulty with it then we're here to help, so this month we have a one-off AmigaGuide creation tutorial which should sort out any questions you might have.

I hope you have been paying attention to the MUI tutorial! Far too often people ask for various types of programming tutorials that we've already run. Even if you are not thinking of following it through at the moment, it may be worth your while keeping your back issues! This month Chris Livermore is up to some interesting things in his NetBSD tutorial. One of the advantages of a system like NetBSD is that you instantly have access to fairly industry standard applications, a point ably demonstrated by the focus on Internet software in this instalment. Hope you enjoy it!

Nick Veitch

## SEND IT IN!

### WE NEED YOUR INPUT.

Is there something that you would like to see covered in one of the current tutorial series? Why not send your suggestion to us at the magazine. Here are some things you might like to think about:

#### AREXX

Commodore's excellent decision to include AREXX with Workbench was only matched by their stupidity in not documenting it properly. If you are having trouble why not write to us with a description of what you are trying to do.

#### PAINT PACKAGES

Unsure of how to get a particular effect? Do you think there must be an easier way? Our experts could help.

#### DRAWSTUDIO

Is there something you desperately want to be able to draw? Drop us a line! Contact us at:

AF Creative • 30 Monmouth Street  
Bath • Somerset BA1 2BW  
Or email: amformat@futurenet.co.uk  
putting "Creative" in the subject line.



# DrawStudio

Larry Hickmott shares some advice on using images from *DrawStudio* with other applications.

AFCD23: In the Mag/Drawstudio

ON THIS

MONTH'S CD

The problem with images from applications like *ProDraw* was that sharing them with other Amiga applications was almost impossible. Thankfully, when Graham and Andy Dean created *DrawStudio* they realised that those using their program would want to use images from it in other Amiga applications and also in programs on other computer platforms.

The proof of how well this all works is that I regularly use images from *DrawStudio* in Amiga applications like *ProPage* and *PageStream 3* as well as *QuarkXPress* and *PageMaker* on the PC.

This guide to using *DrawStudio* with other applications is going to be divided up into two main sections, Importing and Exporting. Within these categories are some tips relevant to programs that fit in to that category. For example, take a look at Importing and you will see a few words on how *DrawStudio* works with *Metaview*.

## Contents

Chapter 1. Using text in *DrawStudio*

Chapter 2. Bitmap Fills

Chapter 3. Using Compound Objects for Cutouts

Chapter 4. Working with other applications

Chapter 5. Transparency and its uses

Chapter 6. Duplication made easy

## IMPORTING FILES


There are two main ways of importing images into *DrawStudio* – opening a file and placing a file. If you want to open a file, it has to be a *DrawStudio* project or a DR2D-IFF file. There aren't many *DrawStudio* format images in the public domain and even DR2D-IFF isn't very popular. WMF and CGM format images are more common.

There are gigabytes of these on various CDs or in cyberspace but to use them with *DrawStudio* you'll need a program called *Metaview* by Henk Jonus.


This lets you load a WMF file and save it out as a DR2D-IFF, which can then be opened by *DrawStudio*. *Metaview* supports CGM too, making it essential if you have *Wordworth*. Details of the *Drawstudio* file formats were sent to the

## CUTTING AND PASTING INTO DRAWSTUDIO


*DrawStudio* supports the cutting and pasting of pictures from a bitmap application to the clipboard and then onto the page in *DrawStudio*. This is how it's done.



Load an image into *ImageStudio*.




Now choose Copy from the Edit menu.



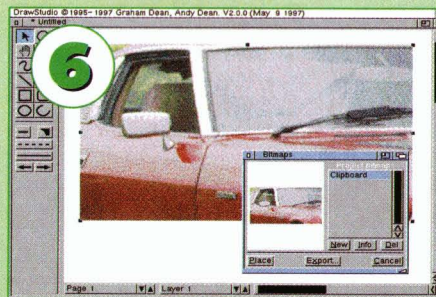
Place the pointer over the image, press and hold down the left mouse button and drag the mouse until you have an area selected. A series of dotted lines will denote the area marked for cropping.



Bring *DrawStudio* to the front and choose Paste from the Edit menu. Your pointer will change to indicate that the image is ready to paste. Click and hold down the left mouse button and drag out an area on the page where you want the image. Release the left mouse button to finish.



Choose Crop from the Process menu.




Don't forget your image is held in *DrawStudio*'s picture buffer even if you delete the picture from your page. This can be confirmed if you choose View Bitmaps from the View menu. Images from the clipboard have the name Clipboard and a preview of the picture can be seen in this requestor.



## CONVERTING PICS

The *Metaview* Graphic Conversion Utility by Henk Jonus is an extremely useful utility for converting pictures from one structured graphic format to another.



Run *Metaview* and open a file such as a WMF image. The image will be displayed on-screen. Then choose Save As and choose a file format such as DR2D-IFF which is compatible with *DrawStudio*. Change the extension to DR2D as a little reminder as to what format image it is.




The image can now be either opened or placed on the page in *DrawStudio*. If you use Open a new project will be created, while if you choose Place the picture can be imported into the current project.

author of *Metaview* so in the future you'll be able to load a *DrawStudio* file for conversion to another file format.

## USING THE CLIPBOARD

Bringing files into *DrawStudio* can also be done via the clipboard. Let's use *ImageStudio* as an example. You can load an image into *ImageStudio*, select an area, crop it, copy it to the clipboard, then paste that area into *DrawStudio*.

The image can then be used in a number of ways, like pasting it on the



You can also take pictures from *DrawStudio* and print them from *TurboPrint's Graphic Publisher* or *Studio II's* picture printing application.

there is a preview so you can easily find the one you need.

A little tip – after selecting crop and copy in *ImageStudio*, choose Undo and the full image will be restored so you can crop another area and copy and paste that for use in *DrawStudio*.

## SHARING IMAGES

*DrawStudio* allows you to take images and use them in any Amiga application that supports pictures. This is because it supports the Amiga standard of IFF-ILBM as well as many other formats.

It also supports EPS export, so you can take EPS images and use them in *Wordworth* and *Final Writer*. I don't recommend doing this as there are no

page or using it as a fill for structured objects. Select View/Bitmaps to see the images held in memory from the clipboard, and although every image pasted from the clipboard has the same name,

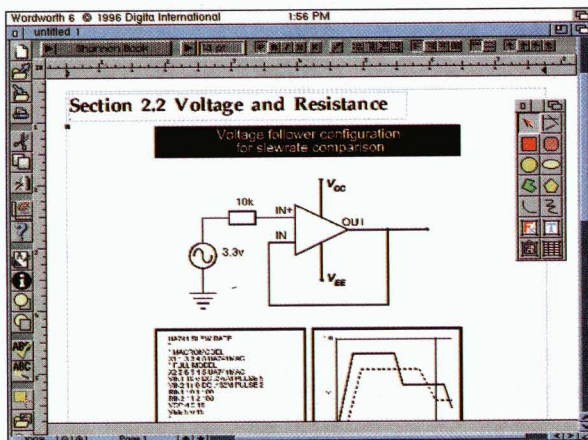
advantages in doing so. If you use EPS you're restricted by the type of elements you can have in your image and it will take much longer to print. Export as an IFF-ILBM bitmap and you can use whatever elements you want in your image and it will print much quicker.

The exported image is a bitmap so you can take it and process it even further in programs like *Personal Paint* and *ImageFX*. This was impossible with a file format like that used by *ProDraw*.


*DrawStudio* lets you take images back and forth between itself and other graphics applications. No one program can do everything you want so it's important that the ones you do use allow you to bring images back and forth until the desired effect is created.

An example of this is a blurred shadow for text and other objects. *DrawStudio* lets you create structured blurred shadows but I prefer to take a single structured object, convert it to a bitmap, export it and then blur the image in a bitmap image processing program. The picture can then be brought back into *DrawStudio* to be combined with the original text object. I've used programs like *ImageStudio*, *Personal Paint*, *ImageFX* and even *Paint Shop Pro* on the PC to do this.

Sharing files between *DrawStudio* and other Amiga applications is really to be encouraged. Structured file formats are a pain when it comes to using them with many Amiga applications, but with *DrawStudio* anything is possible in the name of creativity!



Just because the images exported from *DrawStudio* are bitmaps doesn't mean you can't print them from *Wordworth* or *Final Writer* and get super quality. This example diagram was exported at a size more than 1500 pixels wide (1-bit) and then printed from *Wordworth*. The quality was as good as you can get on a desktop printer. The secret lies in exporting at a high resolution and scaling (shrinking) the image down in your word processor or DTP package.



Pictures exported from *DrawStudio* can be further enhanced in programs like *Personal Paint* from Cloanto.

## WORKING WITH OTHER PROGRAMS




A clone of an object to be used as the shadow is created and then exported as a bitmap. Make sure to choose a resolution appropriate to how the image will be used when finished. If it's for a web page then it needs to be fairly small (say 400 pixels wide), but if you intend using the text across the top of an A4 page then the size will need to be much larger (about 1200 pixels wide).

There will be some tasks in *DrawStudio* that you may want to do in a different program, such as the creation of a blurred shadow for some text. Here is an example of just how easy it is to use *DrawStudio* with other applications, even on a different computer!



A place on disk is chosen to store the picture. In this example, the picture is being saved to my PC's hard disk because I want to show how easy it is to not only share images with other applications but with other computers as well.



The image that has been saved to disk can now be loaded into a bitmap program and blurred. I've chosen *Paint Shop Pro* on the PC, which is Siamesed to my Amiga, but I also use *ImageFX 2.6*, *Personal Paint* and *ImageStudio*. After blurring, the picture is saved to disk.



The bitmap is placed back onto the page in *DrawStudio*, arranged behind the text object, and now you have your blurred shadow.



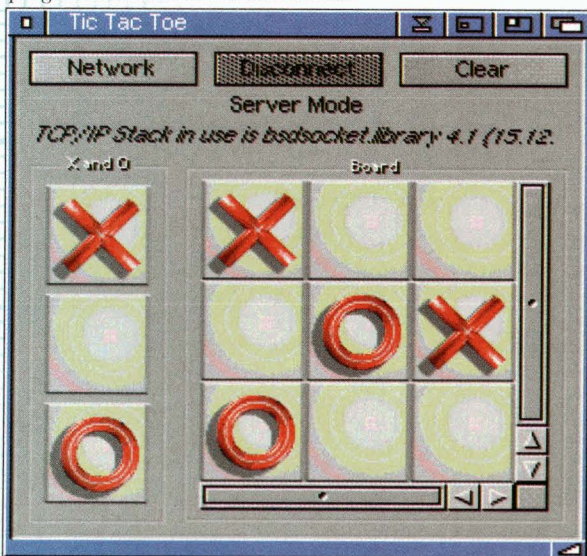
# Magic User Interface

**Dr. Karl Bellve**

discusses MUI custom classes in the first of two tutorials covering this subject, allowing you to extend your classes beyond the built-in ones.

MUI has a tremendous amount of power and flexibility built into it. This not only comes from the power it gives the user, but also the power it gives the programmers that use it. MUI allows the programmer to go beyond the built-in classes to design their own classes, extending the functionality of MUI.

This month's tutorial includes a custom class that I have been working on. It is called ImageMap.mcc and is designed to build an image from smaller images. For example, you could use it for 2D adventure games with a map based on tiles, or you could use it for a chess board. The demonstration program included in this archive that



This month's example code uses a MUI custom class called ImageMap.mcc. I use this MCC in a Tic-Tac-Toe program that allows you to play across a network.

uses the custom class is just a *tic-tac-toe* game. However, this *tic-tac-toe* is different because it allows network play.

I have included networking code in the archive but don't let it overwhelm you. Just look at the MUI code and the code for the custom class, ImageMap.c. The latest version of all the examples I have talked about, including this month's example, can be found on <ftp.us.vapor.com/pub/MCC/ImageMap/>. Use your web browser or your ftp client to retrieve it.

MUI custom classes (MCCs) really aren't that complicated when you look at the big picture. First, you need to

## Contents

- Chapter 1. An introduction to MUI
- Chapter 2. Simple MUI programming
- Chapter 3. Complex MUI programming
- Chapter 4. MUI and Hooks
- Chapter 5. Custom Classes Part 1
- Chapter 6. Custom Classes Part 2

define whether you want to make your custom class private or public. If you want it to be public then you need to follow the general guidelines for a MUI public class. You should retrieve the MCC\_Trone archive by Klaus Melchior from Aminet. It is a demo public class that you can use as a guideline in setting up your own public custom class.

Only choose to make your custom class public if you feel a need for it to be used by other programmers and you are willing to document and maintain it. In addition, the example program this month includes my registered public class with an example program that uses it.

There are two packages available to ease the development of a MCC. Klaus Melchior produced an example MCC called MCC\_Trone. This package is available on Aminet in `/dev/mui/`.

Review this archive carefully, especially `mcchheader.c`. You can use this file to produce a MCC quickly without

He also has an installation package for MCCs which I used for this month's tutorial. I use Klaus's `mcchheader.c` but I haven't looked at Kai's version yet. You only need either one of these packages if you plan to make your class public or external to your program.

If you intend to make the class internal to your program then you don't need them at all, because these packages are simply designed to make a library out of your class.

The next step in making your custom class is defining method and attribute IDs. All the built-in classes in MUI have methods and attributes defined in `mui.h`. Each method or attribute ID has to be unique since almost anything in MUI may see them. You do not want some unrelated class reacting on your attribute or method.

IDs are based on your serial number. My MUI serial number is 5015, which I use as a basis for all my MUI custom classes. IDs are also based upon the predefined value `TAG_USER`. Here is an example of a method that I have defined for my ImageMap.mcc in the file ImageMap\_mcc.h:

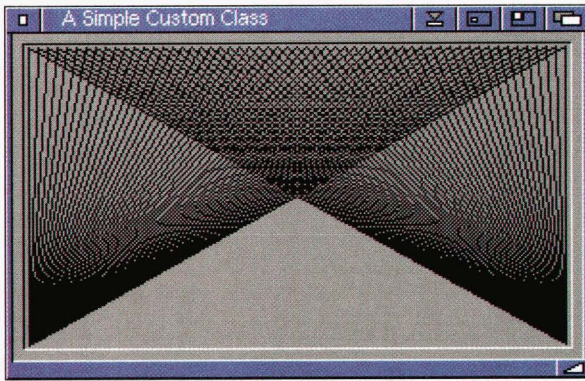
```
#define MUIM_ImageMap_CreateImage
(TAG_USER | (5015<<16) | 0x0201)
```

I used "MUIM\_" as a root value since it is a method, or I could have used `MUIA_` if it was an attribute. As you can see, `TAG_USER` is defined followed by my serial number. The last number is where you make the ID unique from your own IDs. This one has a value of 0x0201. I am allowed to use any from 0x0001 to 0xffff. Use each value only once. You should never reuse them, even in a different custom class.

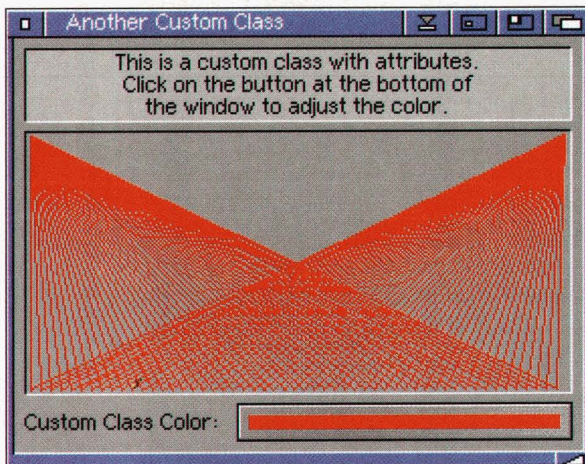
Only choose to make your custom class public if you feel a need for it to be used by other programmers...

re-inventing the wheel. Kai Hofmann also has a package to allow easy development, available on Aminet or at <http://www.informatik.uni-bremen.de/~i07m/amiga/mui/MCCLib.html>. More information about it can be obtained from Kai directly at [i07m@fn.uni-bremen.de](mailto:i07m@fn.uni-bremen.de).





MUI includes 3 examples of custom classes. Class1 uses a private custom class that demonstrates simple drawing.



This custom class example, Class2, shows how to communicate between a custom class and other objects. Here, you can change the line colour. This example includes all the basic methods and a dispatcher function.

My class can now react on the method MUIM\_ImageMap\_CreateImage. Any other class will ignore this method. If you do not have a serial number, or your serial is longer than 4 digits, then you need to get a serial number from SASG (<http://www.sasg.com/>). Email [mccreg@sasg.com](mailto:mccreg@sasg.com) for details.

Your class has to be a subclass of another class. Usually it is a subclass of the area class. It could also be a subclass of other classes, like a list class. The provided example mcp, ImageMap.mcc, is a subclass of the area class.

The area class holds information about your object's position, size, weight, fonts and backgrounds. Your class can just worry about doing what it needs to do and leave everything else to the area class. Mcheader.c requires you to define your superclass. In the case of ImageMap.mcc:

```
#define SUPERCLASS MUIC_Area
MUIC_Area has already been defined in mui.h. I also need to define the name of the new class:
```

```
#define CLASS MUIC_ImageMap
```

This is defined in my header file that people need to include in their programs in addition to mui.h. It is only a name of a file that MUI will try to load when a program requests your class. Your class will not be loaded if it isn't needed, which is a huge benefit of MUI.

The next step is to open your

SuperClass, MUIC\_Area. You need to check for failure. For example:

```
APTR SuperClass;
if
(! (SuperClass=MUI_GetClass(SUPERCLASS))) fail("Superclass for the new class not found.");
```

Once you have the pointer to your SuperClass, you then set up your private custom class with the function MUI\_CreateCustomClass.

```
MyClass =
MUI_CreateCustomClass (NULL, SUPERCLASS, NULL, sizeof(struct Data), _Dispatcher)
```

If this was a public class then you would not pass NULL as the first parameter, but I am just discussing private classes here. The fourth parameter is the size of the internal data of your class. This is private data that MUI will allocate and allow you to access when your class needs it by calling data = INST\_DATA(cl, obj). In the example program, you can see that I have defined a struct Data that holds all the important variables that I need. The last parameter is, perhaps, the most important. It is a pointer to your dispatcher function.

The dispatcher function is like a traffic light at an intersection. All messages get passed to your dispatcher function. It then acts upon these methods and passes them on to other functions to be acted upon.

In ImageMap.c I've defined many methods, including the one defined above, MUIM\_ImageMap\_CreateImage. Once the dispatcher sees this, it passes the message to the function called mMap\_NewImage().

```
case MUIM_ImageMap_CreateImage :
return (mMap_NewImage (cl, obj, (APTR)msg));
```

mMap\_NewImage then parses the message. That is basically how the dispatcher works. There are a few predefined methods that are sent to it. OM\_New is sent to your dispatcher first.

This is where your custom class should initialise any display independent variables. MUI then sends the method MUIM\_Setup, where you can question the display environment about things like fonts and screen information. The next method your

class will receive is MUIM\_AskMinMax.

MUI is asking what the minimum and the maximum size your class can be. If you don't want your class to be sizable, make your minimum size equal to your maximum size. The next important method is MUIM\_Draw. This is where your class should draw itself. This is a very important method that I will explain in the next tutorial. MUIM\_Draw is the only place where you are allowed to draw. That is all the methods that are sent to your class during setup.

There are methods sent to your class when the window is closed that your class resides in. MUIM\_Setup is sent to allow you to de-allocate anything that you allocated in MUIM\_Setup. OM\_Dispose is sent to allow you to free any data that you allocated during OM\_New, which should have been display independent data. The methods will be seen in the following order:

```
OM_New; { /* set up display independent variables */
MUIM_Setup; /* set up display dependent variables */
MUIM_AskMinMax; /* give MUI your max/min dimensions */
[Window is opened here] {
MUIM_Show; { MUIM_Draw; /* draw yourself */ }
MUIM_Hide; } [Window is closed here]
MUIM_Cleanup; /* free any display independent variables */
OM_Dispose; /* free any display independent variables */
```

There are two other important methods which haven't been mentioned, OM\_Set and OM\_Get. These methods allow programs to set or get any attributes of your custom class. These attributes should then be stored in your class's data area.

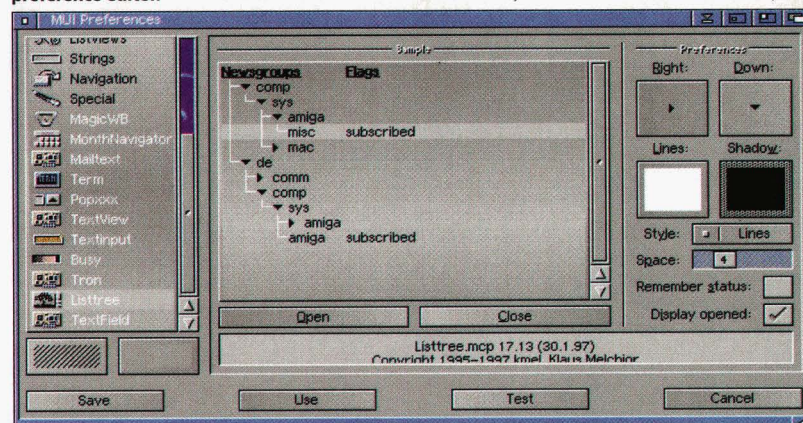
Once your class has been set up you can treat it just like any other MUI object and add it to your program. I usually create a macro to make adding it easier, like:

```
#define MUIC_ImageMap
"ImageMap.mcc"
#define ImageMapObject
MUI_NewObject (MUIC_ImageMap
```

I can now just add ImageMapObject as a child to any window or group. In

next month's tutorial I will discuss each of the above methods in more detail, using ImageMap.mcc as a template. You should also look at the code for the example program provided and read the MUIDev.guide, which actually does a decent job of explaining custom classes.

**MCPs are related to custom classes. They control the user preferences for MCCs. The Listtree.mcp shown here, authored by Klaus Melchior, is a fine example of a preference editor for Listtree.mcc. To see more MCPs, load the MUI preference editor.**









## Listing 1

```
#!/usr/local/sbin/perl

@images = split("\n", "/bin/ls -d
../backgrounds/*.gif");

srand(time ^ $$); $num =
rand(@images);

print "Location:
$images[$num]\n\n";
```

this case our script returns the path to an image file, so *Apache* loads that image onto the web page.

The script itself is quite simple. As with last month's Shell scripts, the first line tells NetBSD which interpreter to use to run the script, in this case the path you've installed the *Perl* binary in. The script then reads the contents of an image directory into an array called "@images" using a combination of the *Perl* "split" and Unix "ls" commands.

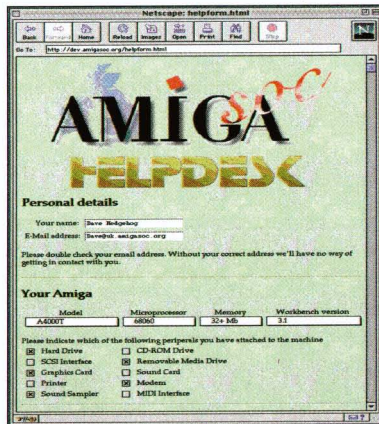
The next 2 lines in the script deal with choosing the image. The first line starts the random number generator using the current process id, contained in the \$\$ variable. If this line was omitted then the random number chosen by the rand function in the next line would always be the same.

Finally, the script has to tell the web server which image to use in the document. The *Perl* script cannot print the image name as the web server won't understand what this means, so it's necessary to print an HTTP header as the start of all output from a CGI script.

The HTTP header contains information required by the web server to deal with the rest of the script's output. With our random image script the HTTP header is "Location: ". If we were using CGI to generate entire web pages we'd use the HTTP header, "Content-type:text/html\n\n" instead.

## Listing 2

```
@rude = ("Ben", "Vost", "Nick", "Veitch"); $a = 0; while ($a < @rude) { if ($in{message} =~ /$rude[$a]/i) {
&no_message; } $a++; }
```



No matter what the contents of the form, they can all be processed by the same CGI script.

forms on our pages that require input, or on other constantly changing data.

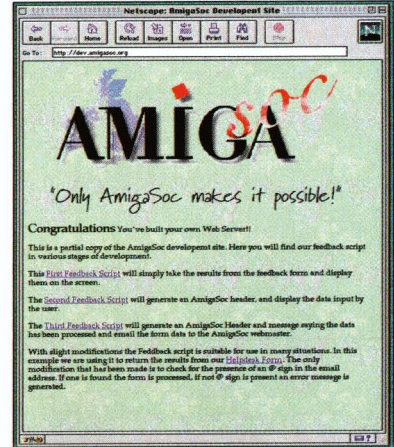
The next example takes the output from a form and performs various tasks on it. This script forms the basic engine for many AmigaSoc pages including the feedback and helpdesk forms. The most important job of any form processing script is to store the data somewhere for future reference. To do this, we must first extract the data from the form.

This job is made easy by a set of public domain *Perl* routines. They are all included in the cgi-lib file which must be in your cgi-bin directory for these scripts to work. Cgi-lib takes the data input into the form and presents it in an associative array, a list of data where each data element is referred to by a name instead of a number.

Cgi-lib ensures that the name needed to reference the data is the same name you gave that particular input field on your HTML form. This may sound complicated, but it actually makes programming very simple if you think about the layout of your HTML forms.

Looking at the AmigaSoc feedback form you can see the second input box is for the user's email address. In the HTML source code for the page this

Creating pages that have random elements, like images, may look nice, but it's not the most useful thing in the world to use CGI for. A better use of CGI is to produce web pages based upon some input from a user. Many of the pages on the AmigaSoc website are generated by the response to various



Congratulations, you've now built your very own web server!

input box is given the label "address". When cgi-lib processes the data in the form the value in this field is placed into the associative array element "address". To access the data you refer to the element "address" of the array. Cgi-lib calls the associative array "in". \$email\_address = \$in{address};

Now that cgi-lib has done the hard work all that is left for us to do with our *Perl* script is generate an http header and an appropriate HTML page.


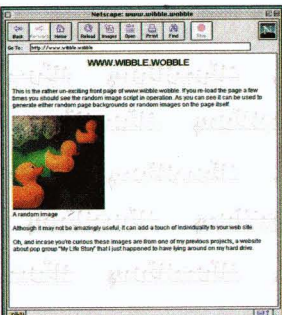
There are three different versions of the feedback script, feedback.pl, on the CD. The first prints the contents of the feedback form back to the user. The second also does this, but includes the AmigaSoc logo and background. The third emails the form data to the AmigaSoc webmaster and creates a confirmation HTML page addressed to the user who entered the data.

Sometimes it may be desirable to perform some kind of checks on the data before processing it any further. Listing 2 shows a pattern-matching function used within the AmigaSoc graffiti wall and classifieds scripts to stop people posting obscene messages. It checks the message for a set of banned words and will generate an error message if any are detected. If the words aren't present then the message is acceptable. These words are unprintable so I've replaced them with some nasty, but printable, "four letter words".

CGI uses environment variables to get information about people reading the page, normally by personalised greetings. As web browsers are getting more incompatible, use of the HTTP\_USER\_AGENT variable is becoming common, telling surfers to upgrade or change their browser.


Table 1 shows some of the more common environment variables that are supported by most web browsers.

Most of these pages are flat HTML. However, the images are randomly generated each time by a CGI script.



## TABLE 1

**SERVER\_NAME** = the server's hostname or I.P address  
**SERVER\_SOFTWARE** = name and version of the server software  
**REMOTE\_HOST** = the hostname of the client's machine  
**REMOTE\_ADDR** = the I.P address of the client's machine  
**REMOTE\_USER** = the authenticated name of the user  
**HTTP\_USER\_AGENT** = the browser the client is using  
**HTTP\_REFERER** = the URL of the last page visited



As you can see from the source of the helpdesk form, the name given to each form element in the HTML code is the name you must refer to it by in your CGI script, so choose wisely.



# AmigaGuide

John Kennedy provides a complete introduction to writing your very own AmigaGuides in this special one-off tutorial.

AFC23: In the Mag/AmigaGuide

ON THIS

MONTH'S CD

## WHAT IS IT?

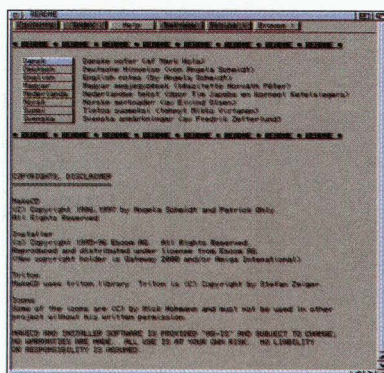
AmigaGuide is an incredibly powerful document system which has been part of the Workbench since version 2.04.

In many ways, AmigaGuide is like the World Wide Web language HTML, although less trendy.

Like HTML, an AmigaGuide document is a simple text file which needs to be viewed with a proper browser program. Also, like HTML, AmigaGuide files use links to produce what's called hypertext, a document containing links which you can click on to jump from page to page.

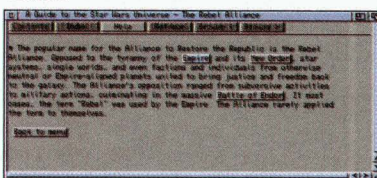
AmigaGuide was created to provide a standard format for Help files and documentation. There is nothing worse than trying to use a new program and being confronted with a jumble of words with no index or contents pages.

Likewise, from the programmer's



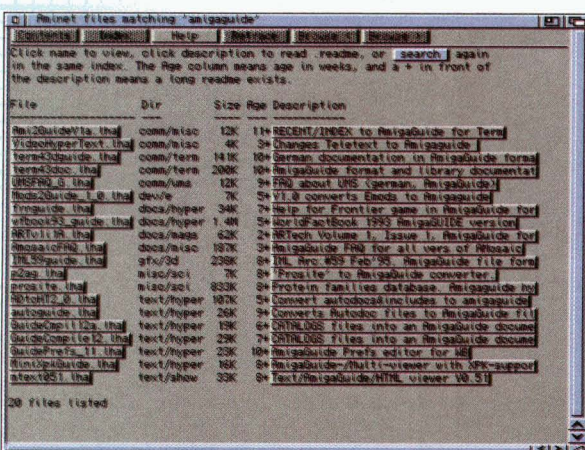
A genuine AmigaGuide file, yesterday.

There are two important ways of flicking through the pages which make up an AmigaGuide document. First of all, you can click on the key-words and phrases which have been picked out as buttons. Secondly, there is a bank of controls at the top of the guide's window. These allow the reader to move back the way they have come, and also quickly go to the main page and the index.



Some people have too much spare time. An AmigaGuide version of Star Wars?

There is nothing worse than trying to use a new program and being confronted with a jumble of words...



An AmigaGuide file generated "on the fly" by the Aminet search engine.

point of view, not having to re-invent the wheel with text display programs saves time and effort.

Since then, AmigaGuide has grown into many other things. You'll find disk and Internet-based magazines which use AmigaGuide for text display. You'll probably have seen AmigaGuide used to display an index to the files on a CD-ROM, or even as the interface in an Internet program such as Gopher.

## HOW TO CREATE IT?

As we've said, an AmigaGuide document is a plain text file, created with an ordinary text editor. It's not a program or application in its own right any more than the source code of a program is an executable file.

There are two things which make it special. First, it contains certain codes or tags which define various aspects of the hypertext facilities. Secondly, the file is viewed by an AmigaGuide browser such as Multiview. It's the browser which takes note of the tags and performs the necessary actions.

The easiest way to create an AmigaGuide file is to use a text editor and start typing. The text in the file – your help file or magazine copy – is interspersed with the AmigaGuide tags.

When you have finished, the file can be viewed with the Multiview program to test it. That's all there is to it. As long as you remember to save the file from your text editor as plain text (not as a word processing file with extra text formatting commands) you won't have any problems.

## CREATING AN AMIGAGUIDE DOCUMENT

An AmigaGuide document is based on "pages", and each page covers a specific topic. For example, an AmigaGuide document all about fishing might start with an index page. This would contain links to all the other pages so the reader could click on the topic of interest and jump straight to that page.

Continuing the fishy theme, the second page might be about different types of fish, the third about different baits, the fourth about cooking fish and so on. The fifth page could be a glossary, giving the reader an easy way to look up a particular word or phrase.

Each possible location the reader can jump to is called a "node", and you must define these locations inside the document so that the browsing program knows where to jump to. The most obvious way to use these "jump to node" commands is in the index, which is a list of topics.

Once defined as a jumping off point, the AmigaGuide browser draws a box around the text to make it look like a button. It should therefore be obvious to the reader to click on the button with the mouse to follow the link to the associated page.

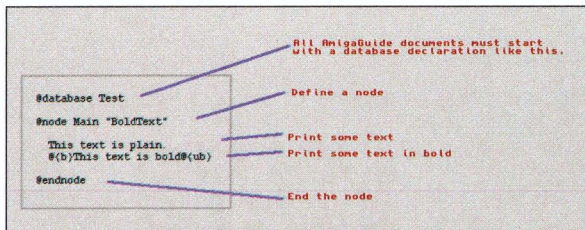
However, it's also common practice to add links to particular words as they appear in ordinary sentences. For example, when discussing the different ways to cook fish you might be describing different cooking techniques. In the description, the word "poaching" might be defined as a jumping off point. When the reader clicks on it, they are brought to another page which explains poaching.

If the reader already knew about poaching, they could choose not to follow the link and so avoid wasting their time. In essence, this is what hypertext is all about.

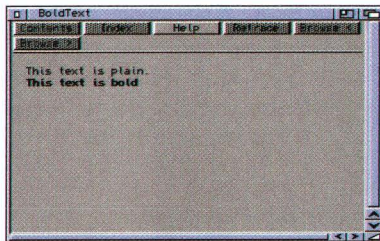
## TAG, YOU'RE IT!

We've already mentioned tags, the special codes which the browser uses to mark out special AmigaGuide functions. Here's an example of a tag which makes the text appear as a different colour for effect. It's the Bold tag, and it looks like this:





(Fig 1) Here is the plain text file for our simple document...



(Fig 2) ...and here is what it looks like when viewed from Multiview.

@{b} This text is bold!@{ub}

The tags are marked out by starting with the @-sign, and then using curly brackets to contain the settings. The tag for switching the bold on is the letter b, and the letters ub switch it off. Here's an example of a very simple AmigaGuide document, and how it looks when viewed using Multiview (see figs 1 and 2).

There are a few important points to notice. First of all, you must start the very first line of the AmigaGuide document with @database tag, so the viewing program knows what follows is an AmigaGuide document and not an ordinary text file.

**Each possible location the reader can jump to is called a "node", and you must define these locations...**

Secondly, everything you want to display must be contained in a Node, and so before we get to including the text to display, we must start off with a node. Then we can add the text (there are no special commands needed to

```
@database Fish of Fun
@Index index-list

@node Main "World of Fish"
    Welcome to the World of Fish
@endnode

@node index-list "Links to Fish Topics"
    @{b}Contents @{ub}

    @{"What is a fish?" " link what is fish}
    @{"How do you catch one?" link catching}
    @{"Cooking and eating " link cooking}

    @{"Fish Glossary " link glossary}
@endnode
```

(Fig 3) This is the plain text needed to define the Index page with links to other pages.

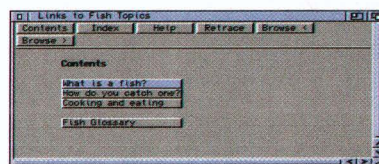
```
@database Fish of Fun
@Index index-list

@node Main "World of Fish"
    Welcome to the World of Fish
@endnode

@node index-list "Links to Fish Topics"
    @{b}Contents @{ub}

    @{"What is a fish?" " link what is fish}
    @{"How do you catch one?" link catching}
    @{"Cooking and eating " link cooking}
    @{"Fish Glossary " link glossary}
@endnode

@node what_is_fish
    What is a fish?
    It's a creature which lives under the sea.
@endnode
```



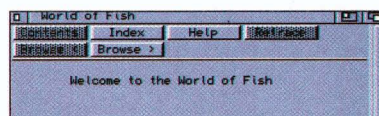
(Fig 9) The index page again. If you were to click on the Contents button, you are brought to the first page

display ordinary text) and finally end the node. When the browser is displaying the text, it finds the Bold tag and displays everything after it in bold. When it comes to the UnBold tag, it switches back to ordinary text.

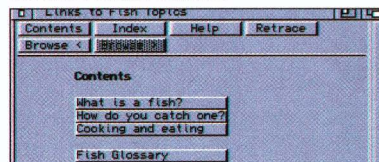
If you look at the top of the browser's window you'll see the special navigation buttons, and one of these, greyed out at the moment, will be the Index. Let's define an Index, including the tags necessary to jump to other pages. It won't appear by default, but we'll add a line to tell the AmigaGuide system that the page we define should appear whenever the main Index button at the top of the window is clicked (see Figs 3, 4 and 5).

Now we are well on our way to creating a finished AmigaGuide document. We can now provide pages which the links in the Index will jump to and this will be enough to construct a simple yet effective AmigaGuide document. Here's the text which makes up the document and some pages from the finished file (see figs 6, 7 and 8).

Adding a link embedded in a sentence is equally easy. Use the same construction of the @ sign and link word as when defining links which appear in the Index. Here's an example. Notice



(Fig 4) Now displayed with Multiview, notice the Index button is active.



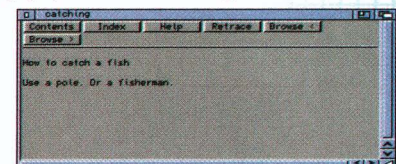
(Fig 5) When it's clicked on, the Index page will appear.

```
@node catching
    How to catch a fish
    Use a pole. Or a fisherman.
@endnode

@node cooking
    How to cook fish
    Ask your wife or your mother.
@endnode

@node glossary
    Fish
    Vet, silvery thing.
@endnode
```

(Fig 6) The entire Fish AmigaGuide document.

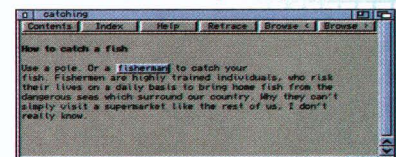


(Fig 8) One of the sub-pages, reached by using the Index.

how the word in the paragraph is highlighted – the text can still be read, but the reader can follow the link if they choose to do so (Figs 9 and 10).

```
@node catching
    @{b}How to catch a fish @{ub}
    Use a pole. Or a @{fisherman} link fisherman} to catch your
    fish. Fishermen are highly trained individuals, who risk
    their lives on a daily basis to bring home fish from the
    dangerous seas which surround our country. Why they can't
    simply visit a supermarket like the rest of us, I don't
    really know.
@endnode
```

(Fig 9) The text, including a link to another node for the reader to optionally click.



(Fig 10) The link appears like a button when the document is viewed in Multiview.

## MORE TAGS

**@help** Override the default Help page to a node of your own choosing. Use it in the same way we used the @Index node to define an index.

**@next / @prev** Define the next and the previous pages which the Browse buttons at the top of the window will move to. You can use these commands to re-order pages to suit the order in which you created them.

**@title** Define the title of the current node. The title will appear in the window, so use it to make it more obvious what the current page of help is about.

**@i** Switch on Italic text, works the same way as Bold with @{b} switching it off.

**@u** Switch on Underlining, works the same way as Bold and Italic.

There are other commands and features but these vary depending upon the version of the AmigaGuide browser used. For more AmigaGuide documentation, get the file called "amigaguidedocs.lha" from Aminet or see the information on our cover CD.



# Beginner's ARexx Coding

Paul Overaa makes sure you get the message, explaining how ARexx sends and receives the correct signals.

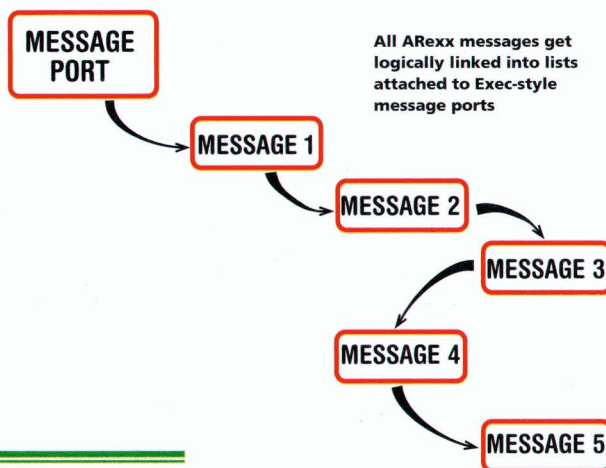
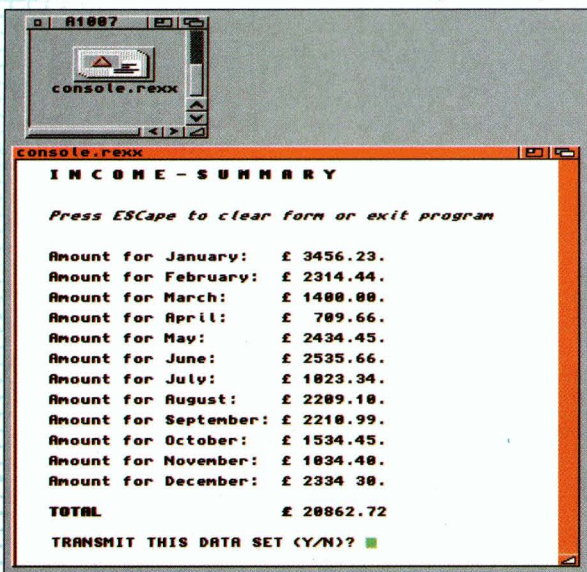
Ever wondered how ARexx makes sure that the right messages end up being sent to the right programs and so on? Or why this message stuff even works? Well, in this tutorial help is at hand as we offer you a beginner's eye view of how the magic is actually performed.

The first point worth making may come as a bit of a shock, as ARexx doesn't actually do much of the communications work itself. Instead it makes use of the general message passing facilities that Exec provides and this is where the story really starts.

Exec ignores the rest of the message contents so programs can add any data they want...

Exec is the Amiga's multi-tasking executive. In other words it is the part of the Amiga's operating system which controls sharing of the Amiga's processor time between all programs that are running. Exec also performs a host of other operating system 'housekeeping' jobs and many of its facilities are based on generalised routines present in the Exec library.

It's not just heavyweight applications that can be given ARexx interfaces. You can easily add them to any ARexx script.



One of the Exec's support arrangements is a message system based on the use of a data structure (a block of information held in memory) known as a message port. Any program that needs to communicate with another has to set up one of these message ports.

To transmit a message a program will allocate a block of memory, fill it with whatever details form the message and then send it to the message port belonging to the destination program.

Programs are always signalled by Exec whenever a message arrives at a message port and so, providing a program is bothering to look for these signals, it's relatively easy for it to tell when a new message has arrived.

Once a message has been collected or unlinked from the receiving program's message port and used, it gets 'replied' to. This involves the program which received the message linking it into the message port of the program that originally sent the message. The only difference on this return journey is that a 'finished with' marker is added, which tells the sender that the block of memory being used for the message is free for re-use.

Everyone talks in terms of these messages being sent and received because that, in a logical sense, is what's happening. Information is being passed from one task to another. In actual fact, nothing really gets 'sent', copied, or moved at all – the data that forms the message stays exactly where it is in

## Listing 1

```
/* send.rexx */
do while ~exit_flag
  call WaitPkt(PORT)
  msg=GetPkt(PORT)
  if msg~=NULL then do
    message=GetArg(msg,0)
    call Reply(msg,0)
    say message
  if message='BYE' then exit_flag=TRUE
end
end
Listing 1: An event handling loop
used for receiving ARexx messages.
```

memory. What happens is that whenever a message has to be sent to a new destination address, pointers in the message structure get adjusted in such a way that the message becomes logically attached to some new message port.

Programs that receive a message read the contents of the very same block of memory that the program sending the message allocated and this makes the arrangement extremely fast.

Another important point about Exec style messages is that the Exec arrangements only specify the layout of the initial part of the message (list pointer areas and so on). Exec ignores the rest of the message contents so programs can add any data they want onto the basic Exec message structure.

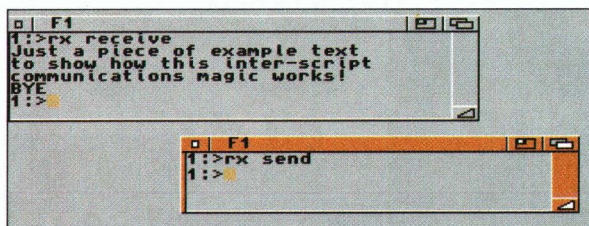
## THE AREXX CONNECTION

ARexx ports are just ordinary Exec message ports. Nothing more, nothing less. They are referred to as 'ARexx ports' because they are being used to collect ARexx-oriented messages.

Similarly, ARexx messages are just ordinary Exec style messages with the only distinctive feature being that they have ARexx-specific information tagged on. ARexx's real job, as far as its communications facilities are concerned, is to act as a sort of control centre. Programs send their messages to ARexx using Exec functions and ARexx sends them on to the required destination, again using Exec functions.

ARexx knows where the messages should be going because you tell it, by having your script set the current host





Here's the output that will appear when you run the two example scripts!

using the ADDRESS command. ARExx checks for and locates these ports by looking at a 'public ports' list which Exec maintains. Because of this, any port used for ARExx communications has to be made visible to the system by having its name added to this list.

This is taken care of automatically by any program which contains an ARExx interface. Luckily this complexity is invisible to the ARExx user because almost all of the communications magic gets handled automatically.

As far as ARExx ports are concerned there are only two things ARExx users need to remember. Firstly, a message port must be recognisable to ARExx when you try to communicate with it. In other words the program you wish to 'talk to' must be up and running before you try talk to it via ARExx.

Secondly, you need to be aware of the fact that the functions used to search the Exec public port names list are case sensitive. This, by the way, is the reason why when you get the case of a port name wrong in an ARExx script the port never gets found and ARExx issues an error message.

## A TWIST IN THE TAIL

Most ARExx users know that scripts can communicate with other programs by transmitting commands to the currently logged-in 'host' port. Alternatively, they are used in the 'macro' sense with the communications being handled, more or less automatically, by the program running the macro.

There is, however, another less frequently mentioned side to this communications magic and that's when scripts explicitly act as receiving stations for commands sent by other scripts.

These types of communication are fairly easy to implement because the rexxsupport.library provides a range of functions that handle the hard work. To understand how everything works some additional details of the message handling framework are needed.

For a script to act as a receiving station for messages it must have an ARExx port available. The normal approach is to make a call to the rexxsupport.library's OpenPort() function and, providing this is successful (as indicated by a non-NULL return value), the main communications scenario can begin.

Message collection starts with the use of a routine called WaitPkt(). This is a 'wait for message packet' function that puts the script to sleep until something

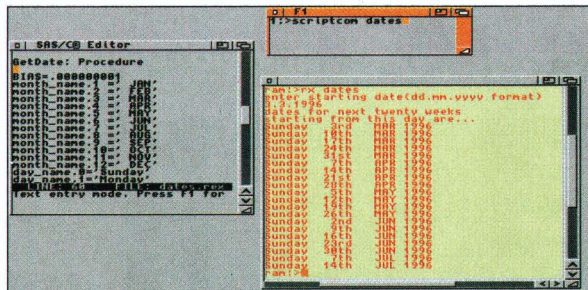
of interest happens, namely the arrival of a message. As soon as a message packet arrives at the port the WaitPkt() function returns and the address of the message can then be read using the support library's GetPkt() function.

In most cases this provides the address of a real message but, since there are odd occasions where the function can fail, it is safest to check that the returned address is non-NULL. If it is, then the text part of the message, the real data, can be extracted and used.

The function used for text extraction is called GetArg() and it requires the address of the message packet plus a parameter number (which, when dealing with simple commands, will always be zero). Once the text has been extracted the support



One use for script-script communications would be to remotely control the execution of a standalone script running in the background.



Another possibility would be the creation of multi-module scripts that provide pop-up console windows which run as completely separate tasks and collect information for display via messages sent from script to script.

library's Reply() function is then used to reply to the message. A common loop for carrying out these types of operations, plus a typical piece of event handling code, can be seen in listing 1.

I'm just printing the contents of each message as it arrives and exiting from the loop as soon as a 'BYE' string is detected. Notice, incidentally, how the ARExx ~ operator is used to invert the state of the exit\_flag variable. The idea is to produce a loop which is only

## Listing 2

```
/*send.rexx */
PORT='myport'
address value PORT 'Just a piece of
example text' to show how this
inter-script communications magic
works! 'BYE'
```

Listing 2: Transmitting messages to another script couldn't be easier!

performed as long as exit\_flag is not set.

The easiest way to appreciate these ideas is to see and run some code for yourself, so I've put a pair of examples on the coverdisk this month.

To run them, copy both the receive.rexx and the send.rexx scripts to the RAM disk and open two Shell windows setting the current directories of both of the windows to RAM. Once you have done that, type:

rx receive into one Shell.

Although nothing will seem to happen the script will have started running and will simply be sitting in the event handling loop waiting for a message to arrive. If you now switch to the other Shell window you can run the message sending script by typing:

rx send

You'll see this text appear at the first Shell window:

Just a piece of example text to show how this inter-script communications magic works! BYE

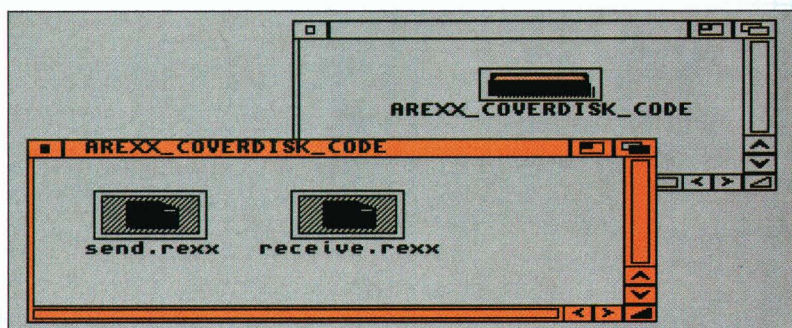
The receive.rexx script will then terminate and the normal Shell prompt will reappear. You'll see why this happens by looking at listing 2 which is the complete send.rexx script.

This program starts by using the Address command to set the current host to 'myport', which is the ARExx port opened by the receive.rexx script. The other lines in listing 2 are just text strings which, as they mean nothing to ARExx itself, get classified as being commands intended for an external program and are transmitted to the current host, the receive.rexx script.

Now play around with the examples, modify the text messages being sent and generally get a feel for what's going on.

Once you understand the overall framework of the event handling loop in the example you should be able to make similar loops in your own scripts.

You'll find runnable examples of script-script ARExx communications on this month's coverdisk.





# ISLONA!


## WORK, REST AND PLAY, PLAY, PLAY



DISK - £7.99

### Block Head

Fast thinking puzzle game comprising: Intuitive Controls, Challenging difficulty curve, Random Level mode, dozens of power-ups, Great music.



DISK - Now £4.99

### Marbleous


100 brain teasing levels each more difficult - you control a metallic ball using your mouse and have to find your way to the exit.



DISK - £9.99

### XP-8


XP-8 is a vertical scrolling shoot'em up, featuring 4 way - 50fps scrolling, wicked music, sound effects and amazing animated alien space-craft.



DISK - Now £9.99

### Kargon


Kargon is a completely new challenge! Up to 4 players can compete in order to find one thing out: Who the greatest magician among them is.



DISK - Now £14.99

### Testament


When it gets dark, the living dead begin their celebration on the graveyard. Make your way through swampy tracks and dark tomb monuments.



DISK - £14.99

### Cygnus-8


Construct a large scale trading empire in a rich galaxy of planets, or turn criminal and raid space pirate fleets? It's your choice in this sci-fi simulation.



DISK - £14.99

### Master AXE

From living legend Master Neil Axe, 3rd Degree Freestyle Kung Fu Black Sash, comes one of the most innovative martial arts simulations ever.



DISK - Special £9.99

### World Golf

1-4 players in practice and tournament modes. Five authentic courses from around the World. Five skill levels. Select 1, 2 or 4 full 18 hole rounds.




"Sixth sense investigations" is a new graphics adventure for the Amiga, based on the classic LucasArts style games. The base storyboard tells of a crazy young guy who has the ability to communicate with the spirit of a sarcastic man. A friend, who thinks of himself as a detective, profits from the psychic abilities of his friend (the crazy psychic guy), by using his skills to solve the most bizarre problems of the rich.

Req: AGA 2MB ram. Available on Amiga CD and Disk. £29.99

Fasten your seat belts and be prepared for an experience like you've never seen before on your Amiga. Flyin' High is here and it takes you to a new dimension of 3D-Racing Games. Step on the gas and race over fully textured and absolutely crazy tracks, on asphalt, mud, field paths and slippery ice. On a 68030 Amiga the game is great fun. Playing with 4 players on a 68060 is really impressive.

Req: AGA 6MB ram, Harddisk.

Available on Amiga CD and Disk. Only £19.99



If you see it cheaper, and they have it in stock, we'll match the price!



DISK - £6.99




DISK - £17.99



CD or DISK - £6.99



DISK - £6.99



CD - £2.99 : DISK - £15




CD-ROM - £19.99



DISK - £9.99



DISK - £24.99



CD or DISK - £9.99



DISK - £9.99




DISK - £14.99



## Kid's Games!



DISK - £3.75 (QS-12)



DISK - £10 (QS-19)



DISK - £3.75 (QS-18)




DISK - £10 (QS-20)



DISK - £3.75 (QS-05)



DISK - £4.50 (QS-13)




DISK - £3.75 (QS-06)



DISK - £3.75 (QS-02)




DISK - £3.75 (QS-17)



DISK - £9 (QS-15)



DISK - £10 (QS-10)



DISK - £10 (QS-01)


## Super SKIDMARKS+ CD

Super Skidmarks was possibly the most addictive and fun game ever. WAS, because now there's Super Skidmarks Plus, featuring around 50 vehicles, dozens of tracks, new music and sound effects. The fastest most playable 4 player racer ever! £14.99. (Amiga CD)



## Gloom3 Ultimate Gloom

Gloom3 "Ultimate Gloom" is the latest in the Gloom series. Featuring even faster 3D graphics, 50 Huge new levels new sound effects, 21 new combat levels, 10 new Zombie levels, Double the amount of colours that previous Gloom games. More blood than ever before! £14.99. (Amiga CD)



CD or DISK - £14.99



Available on CD-ROM or Floppy.



Build An Empire To Stand The Test Of Time.

You could be the one person in history that builds an empire that never falls.

- Discover New Technologies -
- Build Wonders Of The World -

CD Version includes AGA & EGS

## STREET RACER

An unrivalled racing and fighting experience! (Its time to make some more friends). Street racer is now available on the Amiga. The CD version includes enhanced music and the "original" PSX intro! £14.99. (Amiga CD & Disk)



# CALL: 01793 432176 TO ORDER

Islona Entertainment (Epic) - BSS House, Area50, Cheney Manor, Swindon, UK

Most items are held in-stock ensuring fast delivery. Please add a total of £1 per title for P&P within the UK and Overseas. Trade enquiries welcome, All prices listed include VAT. E&OE Free Games Catalogue Available, Send SAE.

Please make cheques payable to ISLONA - Islona is a part of the Epic Marketing Group of Companies.

We will beat or match any price for any Amiga game, so long as our competitor has stock of that title.







# MailBag

Send your letters to: **Letters To The Editor**

• **Amiga Format** • 30 Monmouth Street • Bath • Somerset BA1 2BW or email to: [amformat@futurenet.co.uk](mailto:amformat@futurenet.co.uk) – putting 'Mailbag' in the subject line.

## BASIC QUERY

In the last couple of months I have started to use a Basic programming language on my Amiga A1200 called *GFA BASIC 3.5*.

This came with the Amiga when I bought it four years ago from SILICA, but the package only included the interpreter, not the compiler.

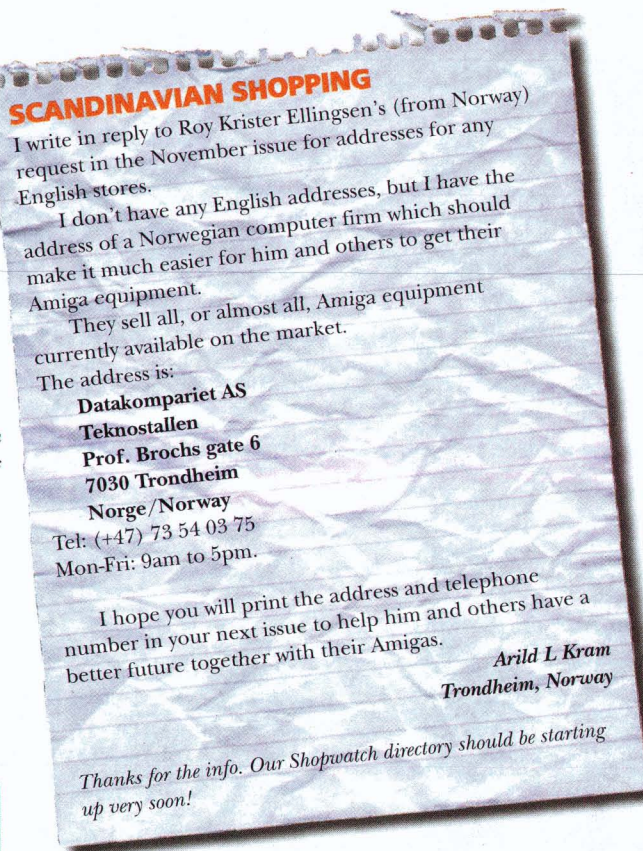
I have tried numerous public domain outlets but have had no success in tracking down a copy. I was hoping that you could tell me where I could purchase a copy, or failing that, maybe a fellow reader could help? Thanks in anticipation!

Alun Coleman  
Lincs

*GFA Basic hasn't been published for some time, so I fear the likelihood of you finding a new copy are even slimmer than Mark's chances of being served in a pub without ID.*

*You could try placing a Reader Ad, as that's exactly the sort of thing that section of the mag is for.*

*Alternatively, why not try to seek out a copy of HiSoft Basic from HiSoft, or Blitz Basic 2 from Guildhall.*



### SCANDINAVIAN SHOPPING

I write in reply to Roy Krister Ellingsen's (from Norway) request in the November issue for addresses for any English stores.

I don't have any English addresses, but I have the address of a Norwegian computer firm which should make it much easier for him and others to get their Amiga equipment.

They sell all, or almost all, Amiga equipment currently available on the market. The address is:

**Datakompariet AS  
Teknostallen  
Prof. Brochs gate 6  
7030 Trondheim  
Norge/Norway**

Tel: (+47) 73 54 03 75  
Mon-Fri: 9am to 5pm.

I hope you will print the address and telephone number in your next issue to help him and others have a better future together with their Amigas.

Arild L. Kram  
Trondheim, Norway

*Thanks for the info. Our Shopwatch directory should be starting up very soon!*

## PPC

Before I start, this is not a rant from a Luddite. I'm a total Amiga fan and support any idea to keep it alive, but I've been very disappointed to learn that the PPC boards are not going to be the dream I believed they would be.

**Our Reader Ads section is ideal place for finding old programs such as GFA Basic.**

I remember when the A1200 first came out, as people were upset because not all their software would run. However, at least 70% of it worked. Now we've been told these new super boards won't run any software not written specially for it (only to Fall Back Mode).

So why would anyone buy this board? I've got a 50MHz 68030 Viper-V and considered upgrading, but why should I when my software would only function in Fall Back Mode at 50MHz? This is not much of an upgrade!

Buying this board for snazzy games isn't worth it as I want to use graphics and 3D Packages like *Real 3D*. However, as *Real 3D 3* costs over £300 I certainly couldn't afford to buy both board and software, even if the companies could be bothered to rewrite the software. Some of the companies don't even exist now.

Just think what it would leave you with in Fall Back Mode – not much better than what we've got, so it's not a step forward, more like a step sideways.

My original impression of this board was as a kind of super co-processor with no stopping of the main processor. This would make 3D renders on my original software amazing. I'm not saying I want all my software to run but at least the system's legal stuff should. If this was the case then my ill-gotten gains would go onto the board as soon as possible.

But just buying it for games? No thanks, I've already got great software, so why waste the money? I've no reason to think that this is going to improve the

**Continued overleaf →**



## GAME DROUGHT?

I have recently acquired an Amiga CD32 but am having great difficulty getting any games for it. I wondered if you could help. Maybe you could send me a list of suppliers? I really would appreciate it as I'm getting a bit bored with the two games I've got.

Karen Marsay  
Cleveland

*There are only a few new CD32 titles being produced, but there are still quite a lot which are available. Try Epic and Special Reserve who, amongst others, advertise in Amiga Format.*

*Just some of the range of CD32 games which are still available.*





← Amiga's chances. I've got great hope but until a proper solution comes up I'll stick to my 68030 Viper. One day maybe... I still live in hope.

Dave Hutchinson  
Dursley

First some facts. There would actually be a speed up for you, simply because the Power UP cards require at least an '040 as the support chip.

Secondly, you seem to imply that you believe your original software will no longer work if you install a PPC board, which just isn't the case at all.


At Amiga

Format we never suggested that the PPC would instantaneously make everything run faster; though I understand other magazines may have muddled the waters with some rather vague and misleading reports about the PPC's capabilities and how it functions with regard to the Amiga. The PowerPC is not a replacement part for the 68060. It is a completely different processor. You can no more expect to plug a PPC chip into an Amiga and get everything to go ten times as fast than you could with a PC, or indeed with any other computer.

The PowerPC is piggy-backed onto a processor card with a 68k processor; either a 68040 or '060. The "native" processor passes instructions specifically written for the PPC to the new processor and lets it execute them, giving a terrific speed increase to some applications which make use of it. Your analogy to a co-processor in this sense is very accurate. Rather like an FPU, the PPC chip needs to have code written for it, or it is of absolutely no use.

Software must be written to take advantage of the PPC, so none of your existing software will actually run any faster on a PPC card. Unless the actual Amiga OS is re-written to take advantage of the PPC, only software which has been programmed to

The Power PC board in all its glory. We still think it's absolutely brilliant.



take advantage of it will show any speed increase. At the moment, the range of this software is quite small, but it is growing.

3D rendering software, such as the forthcoming Tornado, will be able to render scenes much faster than you can in Real 3D. I must point out that exactly the same limitations will occur with any non-68k processor which may be used with the Amiga. This is not the "fault" of phase 5 or of any other manufacturer.

Nobody is going to force you to buy one, so if you don't want to have any extra speed, then don't bother!

## IDEAS DOWN UNDER

From a loyal Aussie Amiga fan, greetings to all fellow Amigans around the world. I would like to say a big thank you to *Amiga Format* for being one of the continuing sources of important information concerning the future of the Amiga.

In Australia we have no commercial magazines left that provide Amiga coverage so the news we get from

England, although a month or two late, is very welcome. Yes, I know that the Internet exists but my present machine, which is a slightly boosted A2000, is not really up to getting it.

It is encouraging to see that Gateway 2000 have now got the rights to our beloved machine. I would ask all Amiga enthusiasts, and I guess that if you are still using an Amiga and reading *AF* you must be an enthusiast, to write to your local Gateway 2000 stores and make enquiries about their plans for the Amiga. None of this slugging off PCs though, as that would only be counter-productive. Ask some serious questions about plans for new models, processor types, Amiga DOS and Workbench upgrades, etc. instead.

Let Gateway 2000 know that there are intelligent people out there using a remarkable computer called the Amiga. These computers still blow me away! When I see an ancient A500 scrolling text as smoothly as butter and compare it to my recently acquired Cyrix 200-

## SORCERY

I have the game *Simon the Sorcerer* and I saw that last January's *Amiga Format* included the whole story of the game and how to play it. With this guide I thought I might have a go at it.

The game instructions were perfectly clear until I came across the part in the story where you had just picked up the watermelon and had to head up to the blacksmith's cottage and go up behind it. You're then supposed to find the boxes which contained the rat's bone. When I came around the corner there were no boxes, just the pub and a flower-bed.

Since you have written a guide to the whole

story I wondered if you could come up with a solution to help me finish this great computer game. I would really like to hear from you about this if you can help.

Gemma Penny  
Totton

Hmm. This is really a question for *Helping Hands* isn't it? Oh well, let's see now. Did you remember to give the gold to the wizards? Did you go and visit the talking tree (with the white spirit)?

The boxes should appear outside the shop if you have followed these steps.



Wizardly frolics, watermelons and rat's bones in *Simon the Sorcerer*. Shouldn't this be in *Gamebusters*?

## Sabrina Online by Eric W. Schwartz ©1997

"The title doesn't mean Sabrina's in every strip"






based PC, which can finally scroll text without jerking it around, I know we have something special in our little machines. It's hard for me to imagine a future without my Amiga and I know which machine I still prefer to use, don't you?

So come on all of you, get in touch with Gateway and let them know exactly what you want.

**Peter Campbell**  
Melbourne, Australia

If any of you do want to write to Amiga Inc. directly, you can do so at either of the following addresses: Amiga Inc, 600 North Derby Lane, PO Box 1842, North Sioux City, South Dakota, 5704D, USA. Amiga International Inc, Robert-Bosch-Str. 11B, 63225, Langen, Germany.



Gateway 2000 - let them know what sort of new Amigas you want to see!

### STUCK ON STICKERS

I am writing to tell you that I think Anthony's idea (issue 104) about the stickers is great. Use all the new logos like "Powered by Amiga", because I think towers look like PCs if you don't see the Amiga logo.

Also, can you make a sticker for the monitors and the mice because they look rather dull. I think your magazine is great. Keep up the good work!

**Jay Gibbs**  
Bristol

Lots of support for Amiga stickers - something like the logo below?



### SHOP CONFUSION

When asking if there was a list of games and utilities available for the Amiga while buying an Amiga game at one of Guildhall's outlets I was surprised to hear one of the staff say: "The Amiga! We are running out of what we have and won't be restocking. The Amiga is finished."

I said that I understood it had been bought up by Gateway and was running now. He replied that it did for a while but not anymore and they had heard no word from them for some time. If this is not true it would be advisable for staff at Amiga outlets to be given the facts to pass on to potential Amiga customers.

I do not wish to give the particular outlet address. It is not the fault of the staff but rather the lack of information.

**John Hart**  
Surrey

Guildhall don't actually own the shops, they distribute their titles through many different outlets. I imagine you were actually in one of a chain of stores that stock these products.

Unfortunately, keeping staff up to date doesn't seem to be a high priority for some of these shops. The only way this sort of situation will change is if the shops themselves take responsibility for giving people the correct information.

I'm sure the likes of Guildhall and their other suppliers have never told them that the Amiga is dead.

I am writing in complete agreement with the letter from Anthony in Preston printed in issue 104 as I think the idea of printing some sticker logos is great and long overdue. I can imagine that all Amiga users, apart from the strange or ignorant ones, would appreciate this.

**Jack Strand**  
Glasgow

### EPSON SALTS

I noticed the news article in issue 104 of your magazine which stated that Epson had agreed with Gateway 2000 to put printer and scanner drivers in their product boxes, mentioning the Amiga in their manuals.

I don't think this is enough and I believe that Epson could do a whole lot more for the Amiga community.

It was good of Epson to do this in

the first place and it definitely makes good business sense, but what about a mention in their advertising as well?

I saw one of their advertisements in *The Guardian* about their Epson Photo Studio range, which comprised of the PhotoPC 600 digital camera, the GT scanner for the scanning of photographic negatives and the Photo Studio manipulation software. It mentioned the PC and the Mac, but there was no mention at all about the Amiga.

Now I know that Epson's photo manipulation software may not appear on the Amiga (what's wrong with using Photogenics?), but what about drivers for the GT scanner and the digital camera? I saw the agreement between Gateway 2000 and Epson as a feeble, if not laughable, attempt to get Amiga owners to buy Epson products, but not a way to restore the public's faith in the Amiga, which is what they should be doing.

I have read a lot of letters in your magazine and other rival magazines from readers who want Gateway 2000 to advertise, but I think that manufacturers like Epson should advertise instead.

Some computer companies may think that if a company like Epson supports the Amiga in their advertising as well as in their manuals, then they may also join in and show their support.

If Gateway 2000 want the Amiga to have, as they said, "a strong role in our multimedia computing world", then I think they'd better start talking to Epson again. Don't let the Amiga die!

**Christopher N Hindley**  
Flintshire

*I can certainly see that acknowledging the fact they supported the Amiga would be in Epson's advantage. I don't think we can rely on them to spread the word for us, though. If other readers have any marketing ideas, we'd be pleased to hear them.*

Continued overleaf →

### Sabrina Online by Eric W. Schwartz ©1997

"Sexier than we've ever seen her before"





## STOP START

← I purchased a Viper 1230V at the World of Amiga Show and I'm thoroughly satisfied with the product. I even found out a very useful hack last night as well!


I was told by Power Computing's staff that the 1200 would take about 3/4 to 1 minute to boot. After a while I got really tired of the long boots, but thought I just had to live with it.

Yesterday when using my Amiga (I use it every day!), I clicked the left mouse button after the hard drive clicked for the last time until it started to boot. The Amiga started to boot! The SCSI functions as normal and the 68030 RAM was as normal!

Now every time I boot I press the left mouse button and my delay has completely gone!

Do all other accelerators cause long boots? I know the 1220/4 doesn't, but maybe the 1260 or 1230 do. Maybe my Amiga 1200 is unique.

Nick Lamburn  
Devon



You could try accelerating your accelerator's boot times with this useful cheat, if you can get it to work.

*I have never heard of this shortcut before. Well done. The boot delay depends on a whole lot of things, one of which is the drive itself. It would be interesting to hear from other readers who can get this trick to work.*

## RTG

I am writing about Simon Goodwin's RTG article in AF100. I have a PicassoIV with the Picasso96 s/w running perfectly in an A4000 with WB v3.0.

Since v1.17, Picasso96 supports WB v3.0 (the v1.20 is available on your AFCD17). That version was released in the above site at the start of April and by the time you wrote the article, v1.21 was available from June 1st 1997 (and probably a new one will be in the Picasso96 site: <http://www.cip.rus.uni-stuttgart.de/~etk10317/etc/Picasso96.html> by now).

In order for your article to be more accurate and updated you should have reviewed the latest versions of both CGX and P96 s/w. There have been no drawbacks to using WB v3.0 on a P96 for several months now, nor is there any need to spend £80-£90 to get v3.1 ROMs to have Picasso96 running in

## AD MAD

I have just graduated from a BA (Hons) Media Production course at Bournemouth University, and I am now working at a post production facilities house in London's West End.

I am training to edit TV and Video on Avid Media composer, which we can master onto DigiBeta. I have masses of broadcast quality equipment at my fingertips whenever the edit suites are not being used.

I keep hearing that Gateway do not have the budgets to produce and screen commercials for the Amiga. I know that the material is already out there to produce a very influential commercial, and I want to harness all that talent and produce a commercial that I can hand over to Gateway. They can either accept of refuse it as a part of the Amiga's rebirth.

I want to produce the ad in the style of the demo scene, but I want to include all aspects of what the Amiga is about. I ask anyone that would possibly want to have any of their work included to send it to me, including music, sounds, animation, artwork, demos and any other ideas that you might want to put forward.

I can accept almost any form of media including Zip, Jaz, Syquest EZ, CD-ROM, HD, DD and even videotape. I can also take 24-bit picture sequences. I might consider input via email but please inform me first.

The reason I am asking for input rather than just taking everything off the Internet is so that everyone who sends in stuff wants it to be included and consents to its use.

Anyone who sends me something should include an SAE for the return of their media.

Paul Ingvarsson  
Paul@Icemat.demon.co.uk  
18a Queens Avenue  
Muswell Hill  
London  
N10 3NR

*We wish you luck, and I'm sure you will get a huge response. When your work is finished, we'd very much like to take a look at it. We could even include it on our CD in the form of a CDXL animation.*

your system if you have WB v3.0. Also, P96 is Freeware and not Shareware like CGX, which means there are extra expenses to register.

Also, CGXv3 is now not the only choice for CV64/3D users as from v1.29, P96 supports that gfx card. I hope that in the new AF you will note the latest changes in this area and restore the balance.


Theodoropoulos Kostas

*I do have to say that all the information in Simon's article was correct at the time of writing. You do have to bear in mind that the magazine is not all written and produced on the last day of the schedule, and things like features are often done weeks before the magazine is printed, and therefore often more than a month before the magazine actually goes on sale.*

*I can't promise that all information is 100% up to date in the magazine by the time you read it, as the computer industry is one which often changes very rapidly.*

*For example, take how quickly a WB3 version of P96 came out after VillageTronic were no longer allowed to sell WB3.1. Thanks for the update though.*

**It's not our fault! All of the information we print is accurate at the time of writing – unfortunately, this may be over a month before the magazine is actually printed...**





# AMIGA REPAIRS

**FIXED PRICE ONLY £38.99 Incl.** (A500/+ , A600 and CD32 only)

- \* Price includes PARTS, LABOUR & VAT
- \* 90 Day Parts and Labour Warranty
- \* 24 Hour turn-around on most repairs
- \* Includes FULL DIAGNOSTIC, SERVICE & SOAK
- \* Upgrades fitted free with repair
- \* If drive/keyboard needs replacing add £10.00 (add £6.00 for return carriage)

Established  
**16**  
Years

**AMIGA A1200 Repairs only £48.99 Fully inclusive**

♦♦♦♦♦ Repairs while-you-wait add £10.00 ♦♦♦♦♦

## COMPONENT SPARES

We are the largest distributor and retailer of Amiga spares in the UK, with an inventory of some **150,000+** parts. Large quantity discounts and catalogue available to trade.

### LOW PRICE SPECIAL OFFERS

A500 Internal Drive	£28.99	A500/600/1200 PSU	£25.99
A600/1200 Int Drive	£28.99	A1200 Keyboard	£34.00
KickStart 2.05	£19.90	A600 Keyboard	£19.00
Super-Buster IC	£15.00	A500 M/Board v6	£58.00
A520 Modulator Xchg	£18.00	CD-32 PSU	£25.00
8520 CIA	£12.00	CD-32 CDROM Drive	£35.00

**CHIPS KEYBOARDS CASES PSUs DRIVES PCBs**

**AMIGA PC KEYBOARD ADAPTOR (All Amigas) £25.00 PC Keyboard £16.00**

**DART Computer Services**  
105 London Road  
LEICESTER  
LE2 0PF

**SALES**  
(0116) 2470059  
FAX (0116) 2558643

Postage & Packing add £3.00



**DART**  
Computer Services

**Official Government & Educational orders welcome**



**Tel: 01543 250377**



or send cheques to:

**Owl Associates Ltd**

Dept 568, Owl House, 5 The Brambles, Lichfield, Staffs WS14 9SE

**Normal UK Delivery £2.00, Next Day £7.50**

**All Prices INCLUDE VAT (@17½%) E & OE**

#### Printer Ribbons

BLACK	1 off	2+	5+	10+
Amstrad DMP2000/3000	2.80	2.65	2.45	2.25
Amstrad PCW8256/LQ3500	2.85	2.70	2.50	2.30
Citizen 120D/LSP10/Swift 24/9	2.85	2.70	2.50	2.30
Epson LQ100	4.10	3.95	3.75	3.55
Epson FX/MX/RX80/FX/LX800	2.90	2.75	2.55	2.35
Panasonic KXP1123/124/140	3.46	3.31	3.11	2.91
Panasonic KXP1080/1180/90	2.89	2.74	2.54	2.34
Panasonic KXP2123/2124/2180	4.95	4.80	4.60	4.40
Star LC10/20/100	2.29	2.14	1.94	1.84
Star LC200	3.00	2.85	2.65	2.45
Star LC24 - 10/20/200	2.86	2.71	2.51	2.31
COLOUR	1 off	2+	5+	10+
Citizen 224, 240, Swift 24/9	11.95	11.80	11.60	11.20
Panasonic KXP2123/2124/2180	10.63	10.48	10.28	9.88
Star LC10/20/100	6.00	5.85	5.65	5.25
Star LC200	9.78	9.63	9.43	9.03
Star LC24 - 10/20/200	9.63	9.48	9.28	8.88

**This is just a small selection of our Ribbons**

- Ring for those not listed

**Ring us and WE WILL BEAT all other Ribbon prices**

#### Laser Toners

HP Laserjet II/III	40.00 each
HP Laserjet III/III	45.00 each
HP Laserjet 4L, 4LM	50.00 each
HP Laserjet 4, 4M	71.00 each
Panasonic KXP-4410/4430	26.00 each
Panasonic KXP-4400/5400	17.00 each

**Ring for Toners not listed**

#### Miscellaneous Items

100 3 1/2" Disk Labels	1.99	Mouse House	2.99
1000 3 1/2" Disk Labels	8.99	Glass Screen Filter 17"	29.99
1000 White Tractor Feed	14"/15"	16.99	
3 1/2" Disk Labels	10.99	Python 5 Joystick	10.99
3 1/2" Disk Cleaning Kit	2.99	Warrior 5 Joystick	10.99
Parallel Printer Cable	3.99	Super Warrior Joystick	15.99
Mouse Mat	2.99	Skymaster Joystick	29.99

**Dust Covers - Ring for prices**

#### Branded CD-R

All supplied with cases	1-9	10-19	20-49	50-99	100+
	2.70 each	2.55 each	2.45 each	2.30 each	2.15 each

#### 3 1/2" Disks

Bulk	DD	HD	HD
10 disks \$5	\$6	\$8	
25 disks \$10	\$11		
50 disks \$16	\$18	\$24	
100 disks \$29	\$33	\$46	

#### Disk & CD Boxes

3 1/2" 100 Capacity Box	5.99
3 1/2" 10 Capacity Box	1.50
2 Capacity CD Cases	0.75

**All disks Certified 100% ERROR FREE & Include FREE Labels**

#### Inkjet, Bubblejet Cartridges

	1 off	2+
Apple Stylewriter	16.30	16.10
Canon BJ 10, 10ex, 10sx, 20	16.30	16.10
Canon BJ 30, 70 Blk (Pk 3) BCI-10BK	10.00	9.80
Canon BJ 70 Blk (Pk 3) BCI-11BK	10.00	9.80
Canon BJ 70 Col (Pk 2) BCI-11C	11.00	10.80
Canon BJ 200/10/30/40 Black	16.30	16.10
Canon BJ 210/40 Colour	24.30	24.10
Canon BJ 300/30	7.00	6.80
Canon BJ 600/10/20 Bk, Cy, Mag or Yel	3.00	2.90
Canon BJ 4000/100/200 Large Black	27.00	26.80
Canon BJ 4000/100/200 Hd-Bk-Col	41.00	39.80
Canon BJ 4000/100/200 Small Black	7.00	6.80
Canon BJ 4000/100/200 Small Colour	11.00	10.80
Commodore MPS1270	10.80	10.60
Commodore IP3300 Blk Head - Refill	39.00	38.80
Commodore IP3300 Blk Clip-In Refill	15.00	14.80
Commodore IP3300 Colour	33.00	32.80
Epson Stylus 400, 800, 800+, 1000 Black	7.00	6.80
Epson Stylus Colour, Pro XL Black	10.00	9.80
Epson Stylus Colour, Pro XL Colour	14.00	13.80
Epson Stylus 820, Colour II/IS Black	11.00	10.80
Epson Stylus 820, Colour II/IS Colour	14.00	13.80
Epson Stylus Colour 200 Black	11.00	10.80
Epson Stylus Colour 200 Colour	14.00	13.80
Epson Stylus Colour 400, 600 Black	10.00	9.80
Epson Stylus Colour 400, 600 Colour	22.00	21.80
Epson Stylus Colour 500 Black	10.00	9.80
Epson Stylus Colour 500 Colour	14.00	13.80
HP Deskjet 400, 500/10/20/40/50/60 Black	21.00	20.80
HP Deskjet 400, 500/40/50/60 Tri-Colour	22.50	22.30
HP Deskjet Portable, 310/20/40 (High Cap.)	19.50	19.30
HP Deskjet 600/60/90/93/94 Black	23.00	22.80
HP Deskjet 600/60/90/93/94 Tri-Colour	24.00	23.80
HP Deskjet 600/60/90/93/94 Photo Tri-Colour	31.80	31.60
HP Deskjet 820/50/55/70 Black	24.00	23.80
HP Deskjet 820/50/55/70 Tri-Colour	25.50	25.30
HP Thinkjet/Quickjet	10.80	10.60
Star SJ48	16.30	16.10

**We also stock other cartridges & refill kits suitable for most inkjet / bubblejet printers. Ring for details & prices for those not listed**

#### Inkjet/Bubblejet Refill Kits

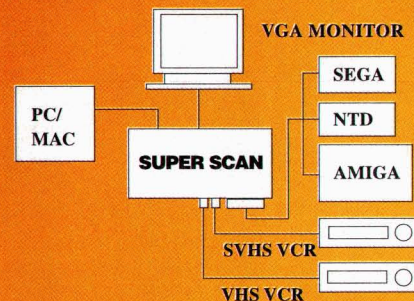
Apple Stylewriter	8.50 for 2 x 20ml Refills
Canon BJ 10/10ex/20/200/230	8.50 for 2 x 20ml Refills
Epson Stylus 400/800/1000	8.50 for 2 x 20ml Refills
Epson Stylus Colour Black	8.00 for 2 x 12ml Refills
Epson Stylus Colour Colour	10.50 for 9ml of each Col
HP Deskjet 500 Series Black	11.00 for 2 x 40ml Refills
HP Deskjet 500 Series Tri-Col	12.00 for 12ml of each Col
Star SJ48	8.50 for 2 x 20ml Refills

★ Do you want to display your AMIGA/video on a VGA monitor?

★ Do you want to get a flicker-free display from video and AMIGA in PAL/NTSC mode?



## Super Scan™

- External AMIGA/RGB/CVBS (Video)/SVHS (Y/C)/PC to VGA double scan converter.
- For all AMIGA users and PC users using a VGA monitor display AMIGA, PC, VCR, TV programmes and TV games.
- Special design suitable for AMIGA 500, 600, 1200, 2000, 3000, 4000 computers. Connects to the AMIGA 23pin RGB port.
- Adapts all the inputs to standard 31.5KHz VGA signal. Gives better and clearer display on your small-pitch, high resolution VGA monitor.
- Supports switchable AMIGA (RGB), SVHS (Y/C), CVBS (Video), PC-input.
- Specially designed flicker-free daughterboard - optional. When this board is installed it will eliminate the flicker phenomenon from all AMIGA 15k modes.



## Video Magician™

- Internal Amiga to VGA double scan rate converter for AMIGA 2000, 3000, 4000 computers.
- Double scans all AMIGA 15k video signals into VGA 31.5k signals. No AMIGA specification monitor needed.
- Supports all AMIGA display modes and FLICKER FREE with your AMIGA in 15K mode.
- 24bit full colour resolution.
- With RGB encoded signal in CVBS, SVHS (Y/C) output.
- 100% plug and play, no jumper or switch to be adjusted. Automatically detects the NTSC/PAL system and all modes of AMIGA display for output in VGA, CVBS, SVHS.
- Strong expansion ability: a. Video decoder daughterboard - optional; b. SVHS (Y/C) Genlock daughterboard - optional.
- Flicker switch equipped - if you want to have a look at the original flicker image of the AMIGA (Normally records the AMIGA video signal into VCR so you can see the quality of display on the VGA monitor as a preview), the flicker switch is very useful!



## BC-1208MA™

- 8Mb true zero wait state ram card for AMIGA A1200.
- With clock and TWO FPU SOCKETS: PGA and PLCC.
- Uses the standard 72pin Simm module: 1Mb, 2Mb, 4Mb or 8Mb.
- Battery backed up RTC included.
- Fully compatible with PCMCIA card, and specially designed re-location of memory into CO-D7 to get more memory when using the 8Mb SIMM.
- Very good performance (2.33 times than the A1200, tested by Sysinfo V3.22)
- Memlink™ software included.

- Other services:**
1. PCB production; Low price, best quality, speedy delivery
  2. 150 pin 1.27mm connector (A1200) available
  3. Other components, OEM/ODM production

**Bio-Con Taiwan Corp.**  
1st Floor, No.2, Alley 8,  
Lane 223, Sec 4,  
Cheng-Kung Road, Nei-Hu,  
Taipei, Taiwan, R.O.C.

**Tel: +886-2-27902783 or 27927590**

**Fax: +886-2-27902730**

**E-Mail: biocon@ms1.hinet.net**

**See us at www.biocon.com.tw**

All brand names and trade-marks are the property of their respective owners.



# The Gallery




AFC23:-ReaderStuff-/-Gallery-

There's a definite sci-fi feel to this month's Gallery.  
**Ben Vost** looks on from a galaxy far, far away...

**Jeff Ranasinghe**  
**CityDev pics**  
Hopefully Jeff will honour us with his completed animation as soon as it's finished so we can put it on our coverdisc.

**£50**  
**Winner!**








**Bogi Hansen – Image01**

This image is supposed to look like this alright? It's one of them there stereograms. Remember them? You might not be able to see the image at this resolution so look at the one on the CD.



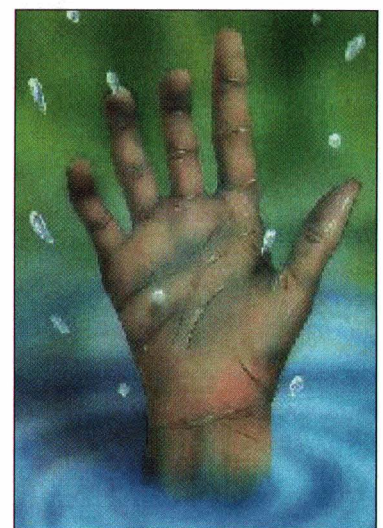
**Chris Boyle – Tiga**

Although the modelling on Chris's spaceship is rudimentary at best, it's the texturing that really grabs the attention with the glorious tiger stripes really lifting what would otherwise have been a fairly standard picture.




**Darren Bentley – Mecha**

OK, so it's a rendered Anime style robot in front of a Vista Pro landscape, but we know you can do better Darren.



**Peter Webb – Coming up for Air**

Beautifully hand-drawn in *Photogenics*, Peter Webb's hand is gorgeously detailed.



**Scott Brimley – The Woman**

Hah! Looks a bit like one of my old girlfriends back when I was a bit of a Goth! I liked the other version you sent us too, Scott.



**Simon Dimmock – Really Ugly**

Simon has sent us this picture on more than one occasion and we know he has others lurking up his sleeve.



# Readers

Choose modems. Choose CDs. Choose towers. Choose A1200s with big printers. Bargainspotting, with **Amiga Format**.

# Ads

Choose modems. Choose CDs. Choose towers. Choose A1200s with big printers. Bargainspotting, with **Amiga Format**.

# For Sale

● **Surf Squirrel, new, £70.** 25-50 SCSI changer £5. SCSI 25-50 cable £5. 5x 100Mb zip carts £40. AB3DII £10. Money Matters v4 £10. ☎ David 01904 624637.

● **Tower for A1200** with PSU, IDE interface, with or without eight-speed CD-ROM from Hi-Q, £70 or £160.  
☎ 0171 4873998 (day), 01707 645636 (evenings), or email  
chas@chirop.demon.co.uk

● **Amiga 1200 2Mb RAM**, games, art and music software £120. Philips colour monitor £45, 4Mb RAM board £32, 850Mb HD £69, A500 2Mb £39, high density floppy £15. ☎ 01372 470654.

● **Amiga games for sale**, all boxed originals. ☎ 01246 472104 after 10.30am.


● **GVP SCSI controller card** for the A2000, 3000 or 4000. Complete with manual, as new. £80 ono. ☎ 01282 862363.

● **A1200, 2Mb, HD**, four speed CD-ROM, Star 24-pin dot matrix colour printer, over 30 CDs and loads of software. Bargain, £300. ☎ Sam Edwards 0121 553 5125. West Midlands.

● **Apollo 1220 accelerator, 4Mb**  
RAM, and FPU, £55 ono. Colour printer,  
Citizen Swift 200, complete with extra  
ribbons and software, £65 ono. ☎ Stuart  
0181 9305753 or 0181 9300532.

● **Rise of the Dragon** £10,  
Abandoned Places £8, Leisure Suit Larry  
£7, Dungeon Master 2 £10, Might and  
Magic 3 £12, TransAntarctica £7. AFCD  
98 and 99. ☎ Mike 01784 885914.

● **A1200/A600 hand scanner** black and white with software and interface.

Upgrade forces sale. £40. May swap.  
Brand new Surfer data fax voice  
modem 33.6bps, boxed, unwanted  
prize. Software, etc. £80. May swap.  01744 733984.

● **Panasonic KX-P1123**, 24-pin dot matrix printer, vgc. Includes manual, dust cover, printer lead and legs, £45.  
 ☎ Ronald Keislair 0161 9804793 (evenings, weekends).

● **Pools of Darkness, Kampgruppe.** Legend/Kyrandia, £10 each. Over 100 more, all boxed originals £2-£8 each. A1200 as new, complete, £100. A600 £50. External drives £20 each. ☎ 01322 663624.

● **A500 motherboard** with chips and outer plastic case, £15. ☎ 01904 797700.

● **A1200, blizzard board 1230-11**  
turbo 50MHz GMB RAM, external disk  
drive. Final Writer. Mini Office. CAD

Designer, Real 3D, Amiga 2000, games,  
joystick. £600 ono. ☎ 01702 309449.

● **Alfapower A500 or A500+ HD**  
mounting unit, full WB2.1 disks and  
installer, boxed, manual, £45. Also 2Mb  
A500, KS2.05, disks, joysticks, etc, £45.  
Together. £80. ☎ Bill 01762 344641.

● **A1200 16Mb RAM, Blizzard 1230**  
1.3Gb HD, Colour Monitor, CD-ROM,  
external floppy drive, 1000+ discs, many  
CDs, 24-pin dot matrix printer b/w, plus  
extras. £700 ono. ☎ 01223 426420.

● **3000+ spectrum games on CD,**  
with emulators, £10. Send Cheque to  
Ian Otter, 5 Vaughan Avenue, Grimsby,  
DN32 8OB.

● **Dreamweb, Coala, Historyline**  
1914, 1918, Civ, Frontier, AFCD14 and 15  
£5 each. Other games £7 each. A2000  
disk drive £16. A2000 1Mb RAM board  
£20. ☎ Mike 01784 885914.

## BUY AND SELL HARDWARE & SOFTWARE... FOR FREE

**The editor reserves the right to refuse or amend ads.  
We accept no responsibility for typographical errors or losses  
arising from the use of this service.  
Trade ads, including PD advertising will not be accepted.**

Name: .....

**Address: (Not for publication)** .....

Postcode .....

Telephone: ..... Date: .....

Please tick to show required heading

☐ For Sale ☐ Wanted ☐ Personal ☐ User Groups

**Return to:**  
**Reader Ads • Amiga Format • 30 Monmouth Street**  
**Bath • BA1 2BW**

Unfortunately we cannot guarantee insertion in a particular issue.  
I have read and understood the conditions for the inclusion of my ad

Signature: .....

Use one space for each word. Only the words in this section will be printed

[illegible]



● **Apollo 1200 accelerator 2Mb**, £50. Colonisation £10, Uridium 2 £5, Epic £2.50, Worms £5, Fears £7, Dungeon Master 2 £10, Blitz Basic 2.1 £15, Kings Quest V, £2.50, Universe £5, Soccer Kid £3. ☎ 01768 865260 after 5pm.

● **CD<sup>32</sup> as standard**, one controller, PSU, all leads and 46 games, few games have not got, perfect condition. £250. ☎ 0181 893 4104.

● **A4000/040 1.2Gb HD**, 16Mb RAM, FPU and MMU, Lightwave and tutorials, 6 videos, XCAD 3000, AD Pro, Studio, Dir Works, Shapeshifter, Final Copy, Texture Studio, Quarterback Tools, PPaint. Manuals, books, mags, dongles and keyboard. All for £1250 ono. ☎ Chris 01222 213798.

● **2Gb SCSI disk drive £150**, 1Gb SCSI disk drive £80, Vidi 12 RT £30, Philips CM8833 Hi-Res monitor £80, Alfa Data trackball £15. All pwo. ☎ Brian 01384 860358.

● **A2088 bridgeboard** with 5.25" floppy, software, manual. 2.05 ROM with software (unused). C64 software including NATO commander, Railboss. Amiga software including European Champions, AMOS Professional. All originals. ☎ 01453 882912.

● **Will swap PC games** including Quake, Daggerfall and Playstation games for Amiga software and hardware. Anything considered. Swap Amiga games as well. ☎ Mike 01784 885914.

● **A4000/40** plus 1942 VDU, SCSI II 250Mb HD 16Mb RAM GVP Genlock software, manuals, etc. Offers. ☎ Brett 01480 455391 evenings.

● **Back issues of AF, CU and others.** No disks. Send SAE for full list. Tim, 49 Ash Road, Dogthorpe, Peterborough, PE1 4PF.

● **A1200 GVP 1230 II** 50MHz full '030 4Mb SIMM FPU socket £80. Tascam 4-track mixer recorder, PSU, manuals, excellent condition £150. ☎ Martin 0171 4952657.

● **Hardware clearout** – A500+ £50, A600HD £85, A1200 £110, A2000HD £150, A4000HD £365, Emplant and PC module £150, VLab-Par £100, ProGrab £70, 2.5HDs, SCSI-CD, A1200 RAM card £25. All ono, inc p&p. ☎ Tim 01983 200383.

● **A600 2Mb, manuals, Workbench**, joystick, mouse, games, coverdisks £75 ono. Andrew Jackson, 7 Nut Tree Close, East Huntspill, Somerset, TA9 3PN or ☎ 01278 787095.

● **A1200, 120Mb HD, 1084S monitor** plus top brand business software (Digital, Softwood, etc) and games. All in very good condition with manuals. £180 ono. ☎ Michael 0117 9656557 (evenings or answerphone).

● **A2000HD 1+4Mb RAM** 40Mb HD, twin floppies, WB2.04. Commodore 1084 monitor, Star LC24-200C printer. All in original packing and including all manuals and system disks. £350 ono. ☎ Mike 01308 863765.

● **A1200 hard disk drive install kit.** Includes video, full instructions and hard disk prep floppy. £15. ☎ Peter 01502 589376.

● **RocTec external floppy drive £25.** RocGen genlock for Amiga £20. Cannon BJ10SX printer with 50 sheet feeder and rechargeable battery light. Home use only. £125, all pwo. ☎ Brian 01384 860358.

● **A1500+, WB2.05**, 1084S Video monitor, GVP 120Mb HD with 8Mb RAM, GVP 68040 accelerator with 4Mb RAM, Star XB-24-10 dot matrix printer, external speakers, software, books. £800. Buyer collects. ☎ 01923 235629.

● **GVP G-force Amiga 1500/2000** accelerator, '030 25MHz FPU £100 ono. Amiga 500+ and A500HD+8 HD, 2Mb RAM £140. A500 and memory upgrade £60. Will exchange for other Amiga parts if of any interest. ☎ S. Young 01189 455009 or email scy@scysoft.demon.co.uk

● **Magic Boy £5, Desert Strike £5**, Enchanter £2, Planetfall £2, Hook £5, European Champions £5, Mr Blobby £3, War in the Gulf £5. ☎ Richard 01834 813800 after 4pm.

● **Amiga 4000/030** 26Mb, 1Gb IDE HD, 120Mb SCSI HD, multiface card, 25MHz FPU, CD-ROM, high density floppy drive, keyboard, mouse, colour monitor. £650 ono. ☎ 01226 234736.

● **Trapdoor memory expansion** with 68882 FPU £45, 4Mb SIMM £10, Wing Commander £5, Monkey Island 1 and 2 £5 each, 2x CD-ROM drive (SCSI) £50, Classic Squirrel £40. ☎ 01663 742228.

● **A1200, 10Mb, 80Mb HD** and A600, over 15 boxed games, over 20 mags with disks. A1200 £200. A600 £60. Games £50. Mags £20. All ono. ☎ Adam 0191 4277465.

● **Selection of simulation games** not compatible with my new 68060. Original disks, manuals and mostly original boxes. Priced to sell, £3 to £8

plus postage. email gwa@kelso.u-net.com.

● **Amiga 1200 80Mb HD 2.5"**. Includes monitor, manuals, disks, mouse, leads, power pack and games. Good condition. £145. ☎ Joe 0181 7511549 or 08362 61139.

● **Small hard drive and RAM card.** 60Mb HD, £25. 4MB RAM card with 33MHz 68882 PLCC FPU, £45. Both for £60. Will format/partition HD. ☎ 01530 838291. Weekday calls after 5.30pm.

## User Groups

● **Got a modem for Christmas?** Then why not call one of the coolest BBS's. ☎ Zowe 01635 820590 (6pm - 1am). 33.6k, over 2,500 files online and 100s more added weekly.

● **Got an Amiga?** Want to know more about it? Come to the Huddersfield Amiga User Group. Meetings on first and third Wednesday of the month, beginners to experts welcome. ☎ Geoff 01484 543534 or email geoff@geemil.demon.co.uk

## Personal

● **Anyone with knowledge of Grac2** Blitz2, or just wants a pen pal for amiga talk, write to: Robert Hutchinson, 23 Weybridge, Woodside, Telford, Shropshire, TF7 5PZ, England.

## Wanted

● **TransAntarctica.** Does anyone know where I can get a copy? ☎ Kevin 01691 661480.

● **IDE buffered interface** plus cables for adding HD, CD-ROM, other IDE device. Will swap for Surf Squirrel. email dbateman@globalnet.co.uk or ☎ 01904 624637 after 3.30pm, or anytime on weekends.

● **Christmas Dizzy and B17** flying fortress. Will pay £5 each. ☎ Alexi 0161 3049471.

● **Game wanted – Aladdin** for A1200. ☎ Tony 01773 749078.

● **Urgent! Zak McKracken** and the Alien Mind Benders. Doesn't need to have all papers, just code sheet. Fair price paid. ☎ 0181 4061544.

● **Help with Legend** or walk-through. ☎ 01246 472104 after 10.30am.

● **Real 3D contacts wanted.**

Animations, textures, objects renderings, information, Imagine hater! D Hutchison, 65 St. Georges Road, Kings Hill, Dursley, Glos, GL11 4DT. Sci-fi objects especially wanted.

● **Hard drive for A1200**, also CD<sup>32</sup>. Will pay reasonable price plus postage. ☎ Billy 01642 890582 (after 6pm).

● **Cyberstorm 68060/50.** Why not sell yours and upgrade? Also Easy Ledgers 2 accounts software wanted and Photogenics 2. Contact Neil Tufano, 6 Myrtle Close, Robinswood, Gloucester, GL4 GYP.

● **Cheap CDs**, especially magazine coverdisks, early Aminet disks – anything at all. Full details to Paul Pinch, 32 Honeyborough Green, Neyland, Milford Haven, Pembrokeshire, SA73 1RG.

● **Genlock for A1200**, prefer Lola 2000 or Vinegen. Must have 'S' (high band) input/output. Also Karafont disks or any fancy fonts. Fair prices paid. Ralph Gibbs. ☎ 01202 427863.

● **My Final Copy II Speller disk** has gone down. I need to replace it. Can anyone help? ☎ Bob 01757 709763.

● **GB Route Plus and Plus Edit** with manual. ☎ Bill 0191 3781728.

● **Amiga Format CDs 1-8** needed to complete collection. ☎ 01371 811383.

● **Ghostbusters 2 by Activision.** Good price paid. Write to Eric Park, 4 Springbank Terrace, Paisley, Scotland, PA3 2ML.

● **TransAntarctica and Pirates** for the A1200. If you have a copy to sell, I won't waste your time. ☎ Luke 01723 582498.

● **Legends of Valour, Bloodwych.** ☎ 01294 833838.

● **Rocky Horror game.** Email Jeff McKee – 104357.1370@compuserve.com or jmckee@wnybbbs.net.

● **V-lab video card for A4000.** Amiga 4000/2000 keyboard. Good price paid. ☎ S. Young 01189 455009 or email scy@scysoft.demon.co.uk

● **4Mb RAM upgrade card** for Amiga 1500. Would consider 2Mb. ☎ 01453 882912.

● **Worms, the original**, and/or the Director's cut. Price must be reasonable and game(s) should be boxed and in reasonable condition. ☎ Gary 01329 312392 after 4pm.



28,325 people read  
Amiga Format  
every month  
Wouldn't you like to reach that many people?

**KEW=II Software**  
TOP QUALITY AMIGA PD & SHAREWARE  
Est. 1989  
CATALOGUE WITH INDEX & UTILS ONLY £1  
1-3 DISKS £1.50  
4 PLUS DISKS £1.25!  
PICK YOUR OWN PROGRAMS BY NAME, NUMBER & SIZE! IT'S EASY!  
THE LEADER - OTHERS CAN ONLY FOLLOW!

FREE FRIENDLY HELP, POST OR PHONE ANYTIME!  
FREE P&P  
PO BOX 672  
SOUTH CROYDON  
SURREY CR2 9YS  
TEL: 0181 657 1617

**FREE 24 Page CATALOGUE**  
All Epson / HP / Canon / Olivetti - Lexmark etc.  
Ink Jet Refills from £2.95 - Cartridges from £4.95  
BULK INKS - Internet Phones - 1500 Clip Art CD  
Print Your Own Business Cards  
INK JET T-SHIRT TRANSFER PAPER  
MOUSE MATS - BASEBALL CAPS etc.

Quill Marketing Ltd  
FREEPOST 1H3933  
UNIT 2 Roundwell Works  
Norwich NR5 0BR  
FREEPHONE: 0800 0740587 Fax: 01603 748003  
e-mail jetprint1@aol.com

**CLASSIC AMIGA PD Software**  
FULL RANGE OF PD AND COMMERCIAL SOFTWARE, HARD DRIVES, CD ROM DRIVES, ACCELERATORS, GAMES AND CD32  
PHONE FOR FREE CATALOGUE DISK  
**0161 723-1638**  
11 DEANS GATE, RADCLIFFE, M/CR  
OPEN 12-9PM 7 DAYS

**GOMA MARKETING PUBLIC DOMAIN**  
GAMES FONTS CLIPART  
UTILITIES ADULT MODS  
MAGIC WB DEMOS  
AND LOTS MORE  
FOR OUR LATEST CAT DISK + FREE GAMES + COPIER  
SEND 2x 1st CLASS STAMPS TO:  
53 LONGDON CLOSE  
WOODROW SOUTH  
REDDITCH B98 7UZ  
DISKS from 50p

**PRIORY SOFTWARE**  
Databases and Logs for  
Shortwave Radio & Scanner Users  
Plane & Train Spotters, Golf and Lottery Players.  
No luck on the lottery? Try our number statistics to increase your chances.  
Send SAE for list & info.  
7 The Priory, 137 Priory Road  
Hungerford, Berks. RG17 0AP

**CHROMA**  
Creative Home Computing  
Amiga & PC Systems / Accessories  
A1200 Towers from £79.99  
Genlocks / Monitors / Speaker Systems  
Digital Still Cameras  
Photoscan & File Conversion Services  
**01328 862693**  
chromanet@aol.com  
http://members.aol.com/chromanet

**FUTURE PD**  
**01709 530569**  
High quality DD disks •  
Next day despatch •  
16,000 titles Inc. Aminet •  
For branded disks add 10p •  
1-9=50p 10-39=40p 40+=35p  
10 FREE DISKS voucher with 3 disk catalogue  
(free with any order, or send 3 x 1st class stamps)  
12 Ranworth Road, Bramley, Rotherham S66 2SN

**FORE-MATT Home Computing**  
Dept AF, PO Box 835, Wootton Bassett, Wilts SN4 8RX  
Tel 01793 853802  
PD • Commercial • CD-ROM  
FREE CATALOGUE DISK  
PD/Shareware from only 50p per disk

**WINTER SALE**


CD ROM	DISK	WINTER SALE
Big Red Adventure	Burnout	£16.99
Pinball Illusions	Blade	£14.99
Assassins Games 1	Sens Soccer 96/97	£19.99
Assassins Games 2	Flashback	£9.99
Assassins Games 3	Cannon Fodder 2	£8.99
Gloom	Jet Pilot	£15.99
Gulp	Xtreme Racing	£8.99
Akira	Capital Punishment	£24.99
Simon The Sorcerer	Legends	£6.99
Epic Encyclopedia	Gloom AGA	£4.99
Octamed Soundstudio	Info Nexus/2	£2.99
Scene Storm	Gunship 2000	£14.99
Insight Dinosaurs	Theme Park	£14.99
Urope 2	BBC Playdays	£9.99
The Strangers	Multimedia Experience	£6.99
Oh yes more worms	Blitz Basic 2.1	£19.99

Many more titles in stock  
Please add 50p P&P per title

**SECOND HAND AMIGA CENTRE**  
TEL: 01983 290003 / 0410 067 525  
A1200s ONLY £99.99  
UNTIL END OF FEBRUARY 98  
10% OFF ALL GAMES SOFTWARE  
5% OFF ALL OTHER HARDWARE  
ONLY WITH THIS AD  
SEND S.A.E. FOR LATEST LIST TO:  
SHAC,  
DEPT AF, 69 KINGS ROAD,  
EAST COWES, ISLE OF WIGHT, PO32 6SE  
MAIL ORDER ONLY  
HARDWARE PERIPHERALS PURCHASED POA

**PD POWER**  
WE STOCK OVER 10,000 DISKS  
1 free disk with every 10  
**60p per disk**  
1 free disk with every 10  
**NO MINIMUM ORDER**  
FOR FREE CATALOGUE DISK  
+ FREE GAME + FREE COPIER  
AND MORE  
Please send SAE to:  
PD POWER (DEPT AF)  
PO BOX 1219  
ASTON SHEFFIELD S26 2ZX  
Or Phone 0374 150972  
Or Email us at PDPOW@aol.com  
We now stock over 50  
commercial titles from £4.99 plus P&P

**ONLINE PD**  
PHONE FOR YOUR FREE 3 DISK CATALOGUE  
LISTING HARDWARE, PERIPHERALS &  
17,000+ PD TITLES @ 75p PER DISK  
TEL: (01704) 834335 or 834583  
OR SEND 39p SAE  
Fax / BBS: (01704) 834583  
AMIGA CD-ROM, CD\*, CDV & DISK SOFTWARE  
ALSO IN STOCK  
Only £11.99 plus £7.50 P&S  
75p p&p per PD order  
We also accept cheques, PO's & cash  
K50  
1 year warranty  
Inc. FREE £38+ starter pack  
Every 10 disks ordered choose 1 FREE  
Online PD, Dept. AF2,  
Unit 5, Embassy Building,  
51A Piercefield Road,  
Formby, Liverpool L37 7DG



**THE WORLD'S BIGGEST SELLING AMIGA MAGAZINE**  
To advertise in this magazine  
Call **Marie Brewer** on  
**01225 442244**  
WE OFFER A FREE TYPESETTING AND DESIGN SERVICE

**F1 Software**  
Amiga Licenceware Specialists Enquiries Tel/Fax 01709 888127

Aminet CD-Rom subscription service (Preorder price) - £9.99  
100MB Iomega Zip Cartridges (IBM) - £12.75  
F1 CD vol one 1 to 100 superb value full titles - £14.99  
Edward Pro v6.0 The best Amiga text editor (KS2+) - £15.00  
TrainDriver 3 Simulator Full Version (KS2+) - £15.00

Morton Strikes Back AGA (Superb Platformer) - £6.99  
NEW BattleScape AGA (3D War Strategy) - £4.99  
Hermans Adventure A1200 Hard Drive Only (Educational) - £6.99  
GRAC v2.0 A600/A1200 (Create Adventure Games) - £6.99  
Prototype A1200 Hard Drive (Shoot 'em Up) - £7.99  
BurtonBird A600/A1200 (Arcade Puzzle) Format G0TM - £3.95  
GRAC v2.0 Tutorial A600/A1200 - £4.99  
StarBoy Any Amiga (Platformer) - £3.99  
NEW Fish Head Budda A600/A1200 (Arcade Puzzle) - £3.99

CD ROM users can see a special version of our catalogue every month on the Amiga Format cover-mounted CD. They will also be able to play loads of exclusive new demos and enter our Game of the Month competition. Look for us in - Seriously Amiga Commercial F1 Software

**EXCLUSIVE NEW RELEASES**  
**THE WORLD OF MAGIC AGA - £4.99**  
A brilliant new graphic adventure, with loads of puzzles and humorous gameplay. Hard drive installable.  
**AMOSPRO COMPILER £14.99**  
Supercharge your Amos code and create stand alone Amos programs. Works with all versions of \*Amos and will update AmosPro to v2.0  
\*Excludes Amiga Format cover disk version.

Please add the following amount to your order total for postage & packing  
UK = 75p Euro = £1.00 ROW = £1.50  
1 Lower Mill Close, Goldthorpe, Rotherham, South Yorkshire, S63 9BY  
**Credit Card Order Line 01709 888465**  
Website <http://www.ware5d.demon.co.uk>

**BABYLON-X**

- ❖ 100% Genuine Rare Pix
- ❖ Madonna Hardcore Shot!
- ❖ Pamela Anderson's Wedding Video
- ❖ Agent Scully Revealed

& more collectors' treasures...

plus 1000's of hot shots  
Live couples from Amsterdam

**www.babylon-x.com**



## ADVERTISERS' INDEX

Active Software	pg 56	01325 460116
Alive Mediasoft Ltd	pg 31	01992 718990
Analogic	pg 70	0181 546 9575
Bio-Con	pg 97	00 886 279 02761
Dart	pg 97	0116 247 0059
Epic Marketing	pgs 44-45 pg 92	01793 490988
Eyeteck	pgs 12-13	01642 713185
Gasteiner	pg 62	0181 345 6000
Golden Image	pg 75	0181 900 9291
Harewoods	pgs 50-51	01773 836781
HiSoft	pg 21	01525 718181
Owl Associates	pg 97	01543 250377
Power Computing	pgs 112-115	01234 851500
Siren	pg 4	0161 796 5279
Special Reserve	pg 31	01279 600990
Weird Science	pgs 2-3	0116 234 0682
Wizard Developments	pg 25	0181 303 1800
X-Zone	pg 34	0171 235 4851

### NORWICH PD

Dept (AF) 43 Motum Rd, Norwich,  
Norfolk, NR5 8EH. Tel: 01603 504655  
E-Mail norwichpd@albatross.co.uk

#### F1 Software & 5D Licenceware

Starboy (ShoolEmUp) £3.99 Any Amiga  
Euro Manager (Football Manager) £3.95 A600/A1200  
Hit II (Good RPG) £4.95 Any Amiga  
Sorelist (BeatEmUp) £3.99 A600/A1200  
EdWord Pro V4.1 (Word Processor) £3.99 Any Amiga

#### AMIGA CD ROMS

AMINET 10, 12 or 13 £7.99 each  
OCTAMED SOUND STUDIO CD £6.00  
SCENE STORM £5.00

AKIRA £5.00  
PERSONAL SUITE CD-ROM £9.99  
INSIGHT TECHNOLOGY £3.99

All the CD-Roms below are £2.99 each  
INSIGHT DINOSAURS, FIREFORCE, GUARDIAN,  
PANDORAS CD, GOLDEN GAMES, DEMOS ARE  
FOREVER, GLOBAL EXPERIENCE, GULP.

Please add 80p P&P per order.  
Ring Now for FREE Catalogue.

### ADULT SOFTWARE

A1200



#### CD-ROM TITLES

Send for your FREE CATALOGUE today!

MICRONINE 11 Chapel Street,  
Rhydyfelin, Pontypridd,  
SOFTWARE Mid Glamorgan, CF37 5RG

Convert your Amstrad

### COLOUR MONITOR £10

Our custom made leads will convert your old Amstrad Monitor to work with your Amiga giving a crisp R.G.B. colour picture & optional quality amplified stereo sound.

	DIY	MADE
464/6128 (CTM644/0) Picture Only	£6	£10
464/6128 (CTM644/0) Inc Stereo Speakers	£31	£40
464/6128 PLUS (CTM14) Inc Sound	£9	£15
464/6128 Green (GT-65) Picture Only	£6	£10

Dept AF, Hagars Electronics,  
127 High St, Sheerness, Kent ME12 1UD

Tel/Fax 01795 663336 Money back approval P&P inc  
CQ/PO VISA DELIVERY 2 DAYS

### T S Computers

NEW & USED AMIGA HARDWARE/SOFTWARE

#### ☆A1200's £125 ONLY☆

We also sell Peripherals, Hard Drives, Zip,  
CD's, Commercial Titles, PD - 50p a disk  
PHONE OR SEND SAE TO:

Tel: 0956 843695  
140 Gilbert Rd, Camberley  
Surrey GU15 2RE  
MAIL ORDER ONLY



### The Film & Video Institute

24C West Street, Epsom, Surrey,  
KT18 7RJ ☎ 01372 739672

#### Membership Includes:

- Bi-monthly magazine
- Film & Video Library
- Copyright Clearance
- Mood Music
- Training / User Groups (computerised video)
- Competitions / Festivals
- Junior & Youth members welcomed

We will design your advertisement for you or  
we will design to your specifications.  
This is a FREE service.  
Call Marie Brewer on 01225 442244

# computer arts

The art, design and technology magazine for PC and Mac

## How to make world-beating graphics...



### Packed CD

Every month the Computer Arts Mac-&-PC CD features the very latest software, images and movies

### 3D rendering

Causing a scene with Art•lantis demo and tutorial

### Morphing tutorial

Learn the secrets of morphing 3D graphics with Cinema 4D

### Photoshop skills

Update your image-enhancing techniques every month

### Movie special FX

Meet Europe's largest independent effects company at its Shepperton Studios HQ




# Issue 15

## now on sale



# Serious disk



## AMIGA FORMAT



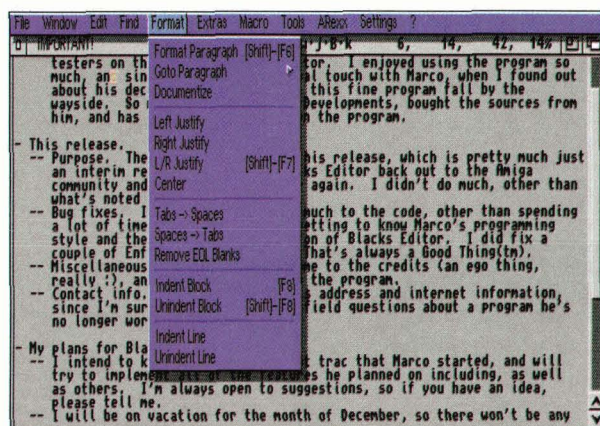
David Taylor introduces four very different utilities that can become invaluable to any serious Amiga user.

# Blacks Editor

This text editor is one of the best available on the Amiga. Like all the standard ones, it features the ability to cut, paste and delete blocks. However, it also has an ARExx port so you can use external programs like *Aspell*, allowing you to add spell-checking capabilities.

*Blacks Editor* can have multiple projects open at once and has the ability to do things like insert version strings, dates, times, encrypt/de-encrypt text and turn words from upper to lower case and vice versa without re-typing. The latter is very useful if you get documents where the author has gone overboard trying to make it look interesting BY USING ALL CAPITAL LETTERS LIKE THIS!

Perhaps the most interesting section is the Tools menu which allows you to use the built-in calculator. It also lets you run external programs, the internal Shell, and an external CLI.



The Format menu offers a range of features for changing the way individual paragraphs look, although defaults can also be set in the Settings.

The ARExx commands perform a number of tasks, like word counts or the removal of blank lines. *Blacks Editor* offers a very configurable environment. For example, by default you have to select to mark a block for cutting or copying, but you can choose to be able to select text simply by dragging the cursor across it. The preferences are all

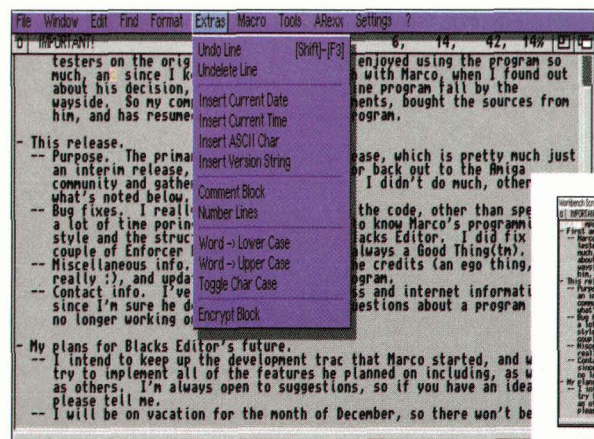
dealt with by the Setting menu, where you can set Auto-Save so that your files are automatically backed up at a specified interval. You can change the requestor types, the default screen that the editor opens on, the fonts used, paragraph indents, formatting options, etc. In truth, what *Blacks Editor* delivers is not a high level word processor, but instead a tool that is very useful as an editor of documentation, readmes, etc.

You can quickly re-format documents, removing extraneous data or adding in dates for reference. It can turn the usual incoherent jottings into a well formatted document quickly and

that is very laudable.

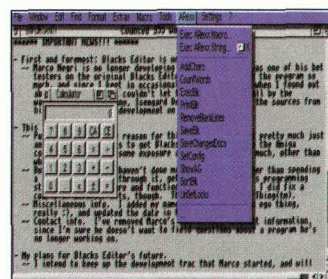
You can also make use of the macro recording function to automate routine tasks which makes it all even more impressive.

If you haven't updated your text editor recently, then the only real choice is between this and the other accomplished editor, *EdWord Pro*.



The Extras menu can change cases, number lines and insert a variety of data, as well as recovering your last deletion.

Within the settings for *Blacks Editor* you can change the fonts and styles of requestors.



It includes tools like the calculator and has ARExx capabilities to perform word counts and the removal of blank lines from documents.

## INSTALLATION

Only *Lzx* and *CLIMaster* can be installed to a floppy disk. The other two programs are only suitable for hard drive users and so can only be installed if you have a hard drive. *Lzx* and *CLIMaster* can also be installed directly to a hard drive.

If you have a drive and want to install everything in one go, load *Workbench* and open the coverdisk. There is an install icon there for you.

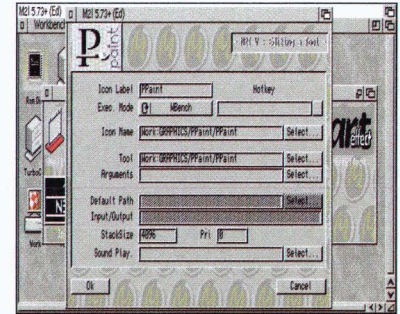
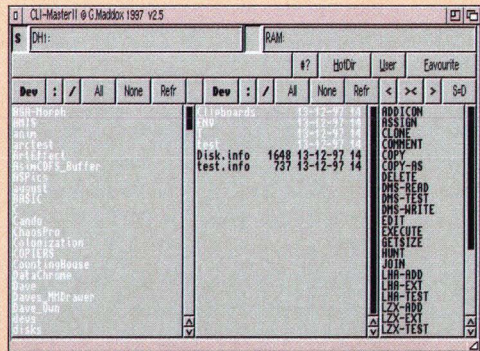


## CLI MASTER

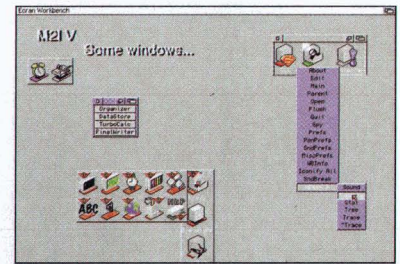
About six months ago we included version 2.1 of this small, but feature packed, file manager. The program is now in version 2.5 with many enhancements, so this new version has been included. The program can handle not only files, but also archiving and de-archiving, so it fits in perfectly with the registered version of Lzx which has been included on this month's Coverdisk.

If you can't get to grips with the CLI command, then this program is already configured to do the work for you. It's even small enough to be installed onto a floppy disk.

CLIMater has been updated and is the perfect accompaniment to Lzx for those who don't want to try to learn the CLI.



Each icon can be edited to change the preferences for the program. Autoscan is a new function used for including drawers in the interface.



There are many different ways that the interface can be displayed and the choice is yours, so you can work the way you want to.

M2I also includes a special AutoScan function which lets you have drawers included in the Window of the launcher so you can compartmentalise your tools. When you use this tool, you must use the Installer provided or you may find that the program cannot find the files it needs. If you do move the binary files from wherever you install it to, you must also move the Prefs folder. Also, be aware that whenever you save any changes to the launcher (which you must do any time you add or edit any icons), you will also need to change the default tool in the project icon.

More details can be found in the documentation. Note that although this isn't crippled, it is still Shareware.

# M2I

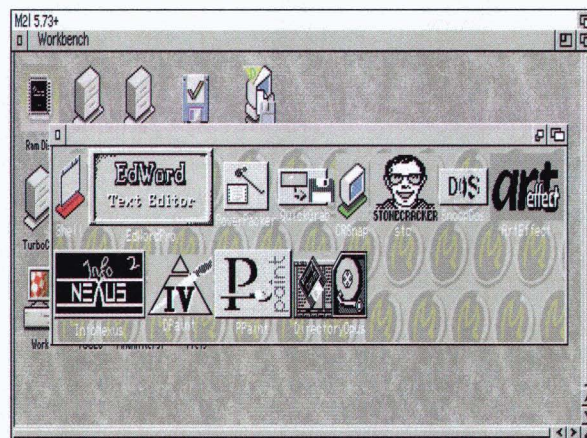
Keeping your Workbench tidy can be an almost impossible task. This is where M2I comes in. This utility is designed for hard drive users and opens up a window on Workbench. You can then drop in icons of programs that you use regularly so they are stored in this task handler, rather than on your Workbench.

If you place the file into your WBStartup drawer, the program will be launched every time you start up your Amiga. There are two modes to M2I. The first is Edition, for editing, where you can drop files on, and then select, the icon and choose edit from the menu where each program has information stored about it. You can change the icon that is displayed from the program's own icon and change the properties used to launch the program, so that it isn't launched from Workbench but

You can quickly set up your own project with your favourite programs in one window. This can be minimised at a click to free up space.

through a Shell if necessary.

You can add a hotkey to launch the program and startup sound. The Stack size for the program can be changed as can any arguments to be fed to it. If you want to change the actual M2I preferences for the number of lines used for the programs, etc, select the Edit Icon menu item but without a program selected. To switch between this Edition mode and the user mode, press the Help key.



## LZX - REGISTERED VERSION

If you have ever wondered how on earth AF manages to fit all the data it does onto the two coverdisks, then here is your chance to find out. Most archives on the Amiga are Lha files, but there is a compression method that is superior.

Lzx was developed by Jonathan Forbes and has been used by Amiga Format for years because it can pack files down as small as possible. Like Lha, it consists of a CLI command that archives files (there is a different command compiled for different processor speeds) and a smaller Unlzx command to de-archive the files. The main Lzx command can also de-archive, but Unlzx is a smaller file. Lzx is better than Lha for a variety of reasons. Firstly, the algorithm developed to compress the archive is more efficient. Secondly, Lzx searches 64k ahead in order to find duplicate data, while Lha only searches 8k. This extended buffer means that there is much more likelihood that Lzx will find duplicates that it can compress and the more identical data it finds, the more it can compress the file.

Lzx also does something that Lha cannot. It merges files, so rather than compressing one file and then the next, it actually gathers the data together from the read ahead, even if that means from multiple files, and packs them together. It makes intelligent choices too, such as packing text files together if it can, which is very efficient. This means that the archives, particularly if they include a lot of small, compressible files, can be anything up to 30% smaller than Lhas.

In practice, a good average is about half that, so 10-15% better. There are more reasons for using Lzx though. It is faster than Lha, particularly at

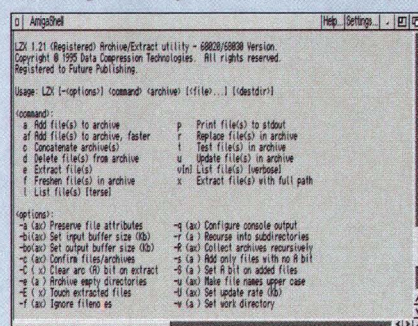
de-archiving. Since Jonathan stopped development, he has agreed to release the keyfile which allows you to use the registered features for non-commercial uses. The registered version includes a third compression level which, although slower, is even more efficient than the standard version. It can also de-archive Lha files faster than Lha itself can.

To use the command, you need to copy the lzx.keyfile to I:. Then copy the relevant version of Lzx to C: and rename the file Lzx. You can get a summary of the Lzx options by typing Lzx into a Shell. You will be given a synopsis of features, but these are the very basics (the -9 option on archiving is setting it to use the best compression method). To archive a

file: Lzx -9 a

destination:test.lzx  
source:testfile <return> To de-archive a file: Lzx x source:test.lzx destination:  
To view an archive's contents and compression: Lzx v source:test.lzx


The Lzx registered version offers two distinct advantages over the evaluation version, namely the additional compression method and the faster de-archiving of Lhas.





# Games disk

## AMIGA FORMAT



From a classic arcade clone to a preview of a forthcoming shooter, this month's joystick fest has **David Taylor** in a blasting frenzy.

## Age of Rock

**I**magine a sort of inverse *Tetris* with guns and you have *Age of Rock*. The game is playable by one to three players simultaneously. The aim is to stop the falling blocks from hitting the ground by completing the rectangle in the air. You control a spaceship that can fire blocks up. The shapes that fall down come in different sizes, and all you have

**66** The first level is quite easy once you get used to the idea because you just have to fill in the shapes. **99**

to do is complete each shape into a rectangle. That shape will then disappear. Be careful though, because some of the shapes that fall are actually two shapes fitted together. In this case you must complete the first rectangle and then fill up the second shape.

The first level is quite easy once you get used to the idea because you just have to fill in the shapes. On subsequent levels you will have to fill the shapes using the correct colour blocks. The

*Age of Rock* block-shooting shock – you have to fill the grey shapes with the right coloured blocks.




complete grey shapes can be completed using any colour, but the ones that have colours in the grey will only accept the same colour. If you fire a different colour at them, it will be ignored.

To change the colour of the blocks you fire you press up and the colour of your ship will change to signify the colour you are now firing.

If you want to bring the blocks down faster, you can pull down and they will accelerate. This, of course, gives you less time to complete the rectangles. The game defaults to a single player using the keyboard.

The keyboard keys are: *Left arrow* – left, *Right arrow* – right, *Up arrow* – change block colour, *Down arrow* – accelerate blocks' descent, *Right Shift* – fire block.

If you want to change to multiplayer mode, you can cycle through the game modes using the left



*Tetris* puzzles with guns in our full version of *Age of Rock*!

### INSTALLATION

All of the games on this coverdisk have been packed so that they can be played directly from the booting coverdisk. Alternatively, you can play them from the coverdisk through *Workbench*. If you want to install a game to your hard drive to play from there, then you just need to drag the game's drawer from the coverdisk onto your hard drive so that all the files within the drawer are copied.

To play *GroundWars* from *Workbench* you need to first double click on the *Assign Fonts* icon to temporarily assign the fonts needed into the fonts path.



Multi-player shooty, puzzly-type action in our completely full game on this month's CD!

and right keys. Three players will require two joysticks.

In multi-player mode there are two types of game. The first is Team play where you all play together on the same wide-screen to try and stop the blocks. The other is Challenge mode where the screen is split into two or three and the idea is to stop your own set of blocks and the first to miss loses the game.

If you want to play in single player mode using a joystick, you can change the options by pressing F8 at the title screen. The only other keys you need to know are P for pause during the game. Esc will quit the current game and, pressed again at the title screen, will quit the program.

You can turn the music off by pressing F2 and re-start it by pressing F1. This is the full game which has been released as Freeware by its author. **AF**



# WBsteroids

If, like us, you remember the golden days of the coin-op, you'll be one of two types of people. One, the type who loves *Asteroids* and every incarnation of it that appears, or two, the type who was always crap at it and therefore loathes it.

This game is obviously for the former type. This Workbench version multitasks, but requires an A1200 or higher, because it gets quite complex.

Essentially, the game is the same as the original. Your ship appears in the centre of the screen and you can rotate and fire. Each time you hit an asteroid it will split into two and the two will fly off in opposite directions. You need to then split each segment again until the small pieces are blown up. Of course, you can't just stay in one place because eventually an asteroid will hit you.

To move you can press forward, but remember that this will give your ship inertia and you won't stop as soon as you release the button. It takes time to get used to steering the ship, especially because the longer you hold down the

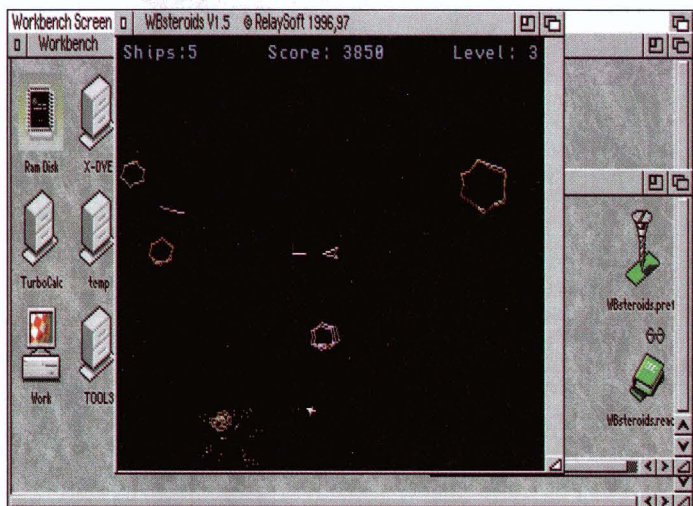
forward button the more you accelerate. It's best to just use short bursts. If you need to slow down, turn to face the opposite direction and push forward. You can also use hyperspace to jump to another random point on the screen. This can get you out of tight spots, but is something of a double edged sword as it can also land you in trouble.

The game has plenty of extras added on since the original concept. Firstly, there are sets of bombs that appear on the screen. These only appear for a limited time and you have to fly over them to collect them. They will either fire out a 360 degree spread of bullets that will split any asteroid they hit or simply cause every asteroid left to split.

There are also extras like power-ups that will give you double shot. The double shot makes the game much easier, but you will lose it if you lose a life. However, if you complete a level, you will take it to the next one. By default the keys are: *Left arrow* – turn left, *Right arrow* – turn right, *Up arrow* – forward (accelerate), *Down arrow* – hyperspace, *Space* – fire.

If you want to change the keys, press the Help key at the title screen and you can define the keys. P pauses the game and Esc will quit the game, and pressed again will quit the program. This game is Shareware. Registration is 10DM (about £4) to the author, whose address is in the documentation.

Thankfully, in this version of *Asteroids* you can't be teleported under an asteroid, so it's much fairer. There are also extra features like power-ups.



## GROUNDWARS PREVIEW

This is the first beta of a new shoot-em-up for AGA Amigas where the author is looking for feedback on what gamers think of the game so far. Although there are no bosses, you do get a feel for the game. When you play, you try to shoot down each of the waves of enemies, some of whom will take more hits than a single shot. There are weapon power-ups that you can collect. The waves of enemies will shoot at you, and if you lose a life your firepower will be decreased. In this preview you have infinite lives as the idea is for you to try out the game and see whether you think it is coming together properly.

The game is played using the joystick, although you need to press the left mouse button if you want to quit the program. From what we've seen, it looks like *GroundWars* could become a very slick and accomplished game, but the author needs to know what people think.

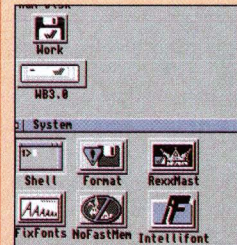
If you read the documentation, you'll see that the author isn't sure whether to continue to develop the game or not, so here is your chance to ensure the Amiga gets a new shoot-em-up. Send him your thoughts by emailing him at [marjoh@algonet.se](mailto:marjoh@algonet.se).



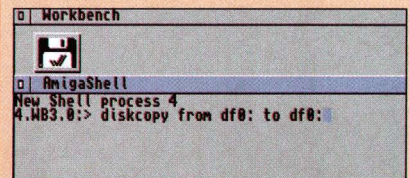
The promising beta version of *GroundWars*. Play it, then tell the author if you think the Amiga needs another top shoot-em-up.

## BACKING UP YOUR COVERDISK

Copying your Coverdisk is really very simple. Just follow the stages below...

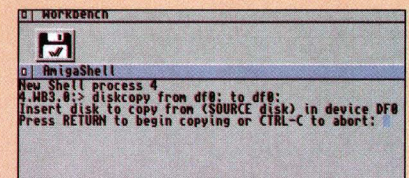


**1** Boot up with your Workbench disk and find the Shell icon, in your system drawer. Double-click on this to go into the Shell.

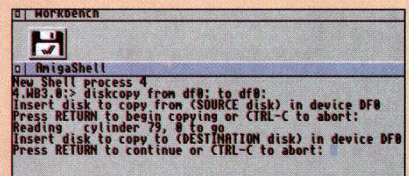


**2** Type in the following line (with a zero, not the letter O), taking care to put the spaces in the correct places:

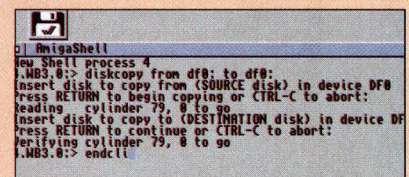
DISKCOPY FROM DF0: TO DF0:



**3** When asked for the Source disk, insert your write-protected Coverdisk and press Return. All of the info on this disk will then be copied from the disk into memory.



**4** Once your Amiga has read the info, it will ask for the Destination disk. Insert it and press Return. All information on this disk will be destroyed.



**5** On an unexpanded machine, the Amiga may ask for the source disk again, because it copies in chunks. Finally, type endcli to close down the Shell.

## DISK NOT WORKING?

We take every care to test the Coverdisk software, but Future Publishing cannot accept any responsibility for any damage occurring during its use. If your disk is faulty, send it back, with 2x26p stamps and an SAE to:

Amiga Format (insert name of disk)

TIB PLC • TIB House


11 Edward Street

Bradford • BD4 7BH

If there is a manufacturing error then the stamps will be returned with a replacement disk.



# Cover disk



**AMIGA  
FORMAT**

Welcome to **AFCD23**. If you're new around here, you wanna ask the boss about what's on the CD. He'll tell ya. What? You don't know who the CD boss is? Why, it's that there **Ben Vost...**

**S**o, twenty three under our belts and lots more to come, eh? Actually, I'm not too impressed at the amount of stuff we got from you lot this month. Less than 10Mb? It's the lowest yet. Now stop sulking and get on with it and send some more stuff in. It doesn't matter too much, however, since we have loads of other really great things for you anyway this month.

## HD INSTALLERS

**AFCD23:ScreenPlay-  
/Utilities/HD\_Installers**

Got a game that's lingering in your disk drawer because you can never be

# Cologne Devcon report

**AFCD23:-In the Mag-/Cologne**

Okay, you asked for it. I got emails and telephone calls galore asking what went on in the DevCon, and people didn't seem to really believe me when I said that not a lot happened. So you asked for it. It's a shame we didn't manage to get this on our last CD to go with all the pretty pictures, but you have all 76 minutes of Petro, Jeff et al. talking to us, and answering questions from the audience. The quality's a bit ropey because I didn't imagine people would want to listen to all this - it was only going to be for my notes - but the mpeg audio stream should play on pretty much anyone's Amiga. If you have trouble with it or it sounds very staccato, then try examining the iconx script that runs the whole thing and experiment with some of the other players we've provided.

Hear exactly what Petro had to say about the Amiga at DevCon.



## READER WARRANT

When you're sending in your submissions make sure you give us an address where you can be contacted.

The address to send your stuff to is:  
**CD Submissions • Amiga Format  
30 Monmouth St. • Bath • BA1 2BW**

Everything included on the AFCD must have a reader warrant with it. Just cut it out off this page, sign it and send it in to us with your submission. A final reminder: if you don't include this warrant we simply won't be able to put your stuff on the CD - and that means you won't be able to have it used by other readers.

In respect of all material which forms my CD Submission to Future Publishing's *Amiga Format*, I hereby warrant that:-

1. The material is original and does not infringe any other material or rights;
2. The material does not contain any material which is defamatory, obscene or indecent and is exempt from classification under the Video Recordings Act 1984;
3. That there are no legal claims against the material provided;
4. That I have full power and authority to provide this material to Future Publishing.

Signature: \_\_\_\_\_



bothered to reboot your machine and wait for the floppy to load? Those old games can be a right pain, especially since they won't install to hard drive.

The solution is right here on AFCD23 with over 200 hard drive installers for your games.

In fact, there's so many that we've had to separate them into two different drawers, together with a third drawer for all the installers from JST. To give you some idea of the sheer number of

different installers we have on this CD I'll give you just a few of the names: *Desert Strike*, *Lotus 3*, *Silkworm*, *Xenon2*, *Rick Dangerous*, *Space Crusade*, *Skeleton Krew*, *Road Rash*, *Space Hulk*, *Speedball 2* and many, many more.

Not only do these bits of software allow you to install these games to your hard drive, many also give you the ability to alter things like the number of lives the player has and how many credits or cash is available.



# ReaderStuff


Not a huge selection this month, but what we did get was pretty good. The backlash against TV's latest stars has begun in earnest with Simon Hitchen's *Armchair Assassin* game in which you get to shoot "TV Chubbies", four different small creatures with TV aerials on their heads and tellies in their stomachs. You even get the choice of a shotgun, a mini-gun or... a photon torpedo launcher?

This fun little game has meant that Simon has done something that no other *Amiga Format* reader has ever done and won two prizes in the space of three issues! Well done Simon, your fifty quid will be on its way to you soon.


On a different note, ex-army man John Dixon has a helpful suggestion. He's offering to help translate German documentation into English and he'll do it the other way round too. Viel Glück, John!

Out of the rest of the stuff we received from our readers, we mainly had new versions of things we'd previously published. There's a new version of the award-winning *GUI4CLI* from Dimitris Keletsekis and Neil Crawford's *MagicTV* program, but David Vivash's two games are quite fun (why not submit them to Reader Games too, David?) and Paul Naylor's *XTR* tracks will, I'm sure, be popular.

**£50 Winner!**



Great stress relief with *Armchair Assassin*. Shoot! Kill! Destroy! Ahem. Sorry.



## GAME PATCHES

**AFCD23:-ScreenPlay-  
/Utilities/AmigaPatchList2.9Aminet**

Not only have we given you a whole bunch of installers this month, but you can also learn how to remove the copy protection on old games with this handy *AmigaGuide* document. *Amiga Format*, Future Publishing and the author of the guide, Mark Knibbs, do not condone software piracy, but this guide should come in very handy for all those old games for which you've lost the colour wheel or manual.

Most of the games are very old, including Infocom titles (I'm not sure why you'd need to de-protect those, I thought they weren't copy protected anyway) and others of a similar age.

## READER REQUESTS

This month we have been asked for the current Aminet index again, which we downloaded as late as possible in our schedule so it is as up-to-date as is humanly possible. We also had requests for the *Multi-user File System* and the very latest revision of *Apache*. We struck lucky with this one as the 1.3b3 release came out the day before the CD was due, meaning that it's as up-to-date as

possible too. Other requests included a repeat run of the *Alien Breed 3D2* source code and a voice activated Shell.

Remember, if you want a program to go on our CD, just ask. Details can be found in the AFDocs file in the Reader Requests directory.

## POVRAY3 & RAYSTORM

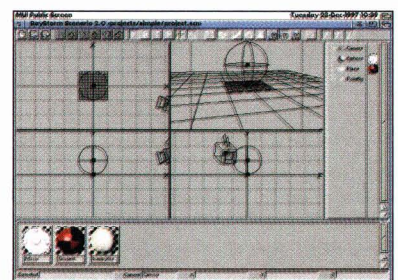
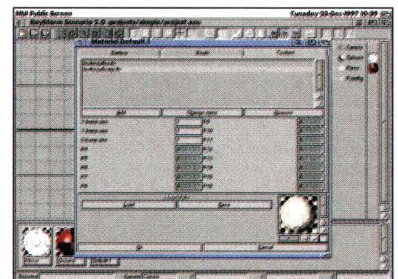
**AFCD23:-Seriously\_Amiga-  
/Shareware/Graphics/Raystorm  
AFCD23:-Seriously\_Amiga-  
/Shareware/Graphics/POVRay3**

Want to get into raytracing but can't afford the best commercial packages? We have the perfect solution right here...



If you fancy getting into raytracing but you can't afford one of the big boys like *Cinema*, *Imagine* or *Lightwave*, why not try out *RayStorm* or the venerable *POVRay*?

The POV in *POVRay* stands for



*RayStorm* (above) and *POVRay*, the alternatives to the more expensive titles which are available.

Continued ➔



## At your fingertips

### NEW SUPERVIEW

**AFCD23: Seriously Amiga/Shareware/Graphics/SViewNG**  
It's time for another version of Andreas Kleinert's labour-of-love, *Superview*. The new version has added support for all manner of Amiga icons, the newly proposed IFF-RGFX standard and fixes several bugs from previous releases. Herr Kleinert offers PowerUp support for various file formats that require it and is always busy adding to the 48 different graphic file formats, 32 operators and 22 display devices.

*Superview* is a great piece of software which we highly recommend. If you haven't tried it before, perhaps it's time you added it to your machine.

### NEW WEBSITES

**AFCD23: Look here 1st!/AF on the web**

A bit of a double whammy this month. In addition to our usual eclectic mix of Amiga websites (if you want others, just let us know), we have both the Village Tronic site and Tobias Abt's pages. Tobias is one half of the team that produces Picasso96 and these pages should tell you everything you need to know about both the Picasso96 and the Picasso graphics cards.

### SCION

**AFCD23: Seriously Amiga/Shareware/Misc/Scion506**

Following our having put an older version of *Scion* on our CD as a reader request, it seems like the author chose an appropriate time to release a new version of his genealogical database to a waiting public. This is quite a major update with a full reworking of the user interface and the addition of many new features, so it's definitely worth your while taking a fresh look.

### FRAME GRABBER PROJECT

**AFCD23: Seriously Amiga/Shareware/Hardware/FGrab**

Although other mags may have given you the tools to make your own infrared thingie, how about being able to digitise full overscan TV signals in 24-bit?

This project comes with all the schematics you may need, in German and English, and a variety of formats including text, ILBM, postscript and dvi to ensure that you'll be able to follow all of the instructions to make your own frame grabber which will plug into your parallel port.

### COOKIE MONSTER!

**AFCD23: Seriously Amiga/Shareware/Comms/Other/fortunes 98,506.** That's how many fortune cookies are included in this file. From quotes by William Shakespeare to humorous definitions of acronyms, this cookie file has it all and should be completely compatible with any tag-line picker that uses "%" signs as separators.

Worms levels to beat your mates up in, courtesy of our readers (see the ReaderStuff drawer).



## DISCLAIMER

This *AFCD* has been thoroughly scanned and tested at all stages of production. We recommend that you always run a virus checker on ANY software before running it. Future Publishing Limited cannot accept any responsibility for disruption, damage and/or loss to your data or your computer system which may occur while using this disc, the programs or the data on it. Ensure that you have up-to-date backups of data contained on your hard drives before running any new software. If you do not accept these conditions, do not use this disc.

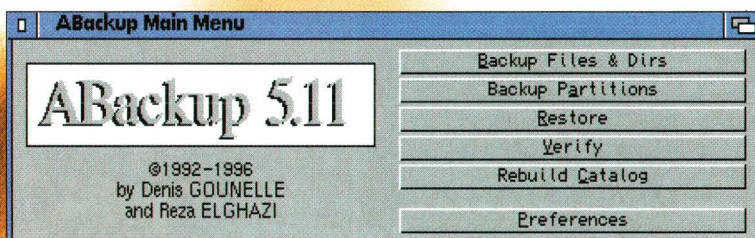
## SPOTLIGHT ON A HANDY TOOL!

### AFCD23: Look here 1st!/Handy\_Tools/ABackup514

Denis Gounelle's *ABackup* has been a bit of a lifesaver in a market that no longer has a commercial backup program still in development. The best thing about it is the fact that we can give it to you on our CD-ROM every

month so you can use it if you need to send us big multi-disk submissions.

*ABackup* is very easy to use and works with floppies and other media for making backups, so it's flexible, solid and Shareware! Make sure you install it the next time you want to send us any files bigger than a floppy.



This rather nifty backup program is on our CD every month, so use it to send us any of your files that are bigger than a floppy.

← Persistence of Vision and persistence is what you'll need to get to grips with this CLI-based modeller and renderer, but the results can be outstanding. Fortunately, you are provided with a large number of example scenes and objects which you can pick your way through, and because *POVRay* is available on many platforms, there's a wealth of additional information available on the net.

*RayStorm* is a little different. It's a dedicated Amiga raytracing program that has a MUI interface and a lot of features that other commercial offerings should take note of. Give 'em both a go. We'd love to see what you can do with them on our Gallery pages...

### PLOTTER3D

**AFCD23: Seriously Amiga/Shareware/Graphics/Plotter3D**

More 3D magic, this time a three dimensional function plotter. Again, this is MUI-based and provides some serious functions. You can use it for all your hyperboloid needs and *Plotter3D* will

even render them for you with heightsteps or XYZ colourspace rendering. Although the average Joe might not get much out of this other than pretty pictures, serious users should find it is very handy indeed.

### NEW MAGICMENU

**AFCD23: Seriously Amiga/Shareware/Workbench/MagicMenu**

If you're still using the old Martin Korndorfer *Magic Menu* then you may not be convinced of its stability or usability with programs like *Photogenics* or *Final Writer*. The one we have on our CD in this drawer, however, is much updated from the 1993 original and has a whole new team working on it.

Even better, should you suspect that your favourite program still isn't going to like it, you don't need to uninstall *Magic Menu* – just hit the Alt key and voila, you'll be straight back to the plain old *Intuition* menus.

### MUI BLITZ LIBS

**AFCD23: Seriously Amiga/Shareware/Programming/MUI/EFMU ILib**

Always wanted to code MUI programs, but didn't want to have to learn C or E?

If you speak Blitz's dialect of BASIC, you can now code your MUI apps very easily (according to the authors) using the *EFMULib* for Blitz Basic.

There now, that should make things a bit easier for you.

## DISC NOT WORKING?

If your *AFCD* is defective, please return it to the address below. Please make sure that you have followed our installation procedures correctly to ensure that there is no physical problem. Please send us the *AFCD* along with a description of the fault (not forgetting your name and address). A new working version should be returned to you within 28 days. The return address for faulty discs is:

CD Systems • VDC House  
House Way • Wembley  
Middlesex • HA9 0EH

Your *AFCD* should only need replacing if the

CD itself cannot be read. If, instead, you are experiencing problems with an individual demo or application, phone our technical support line. This is open between the hours of 2pm and 5pm every Tuesday.

Tel: 01225 442244

Fax: 01225 732341

email: amformat@futurenet.co.uk ("Coverdisc" in the subject line).

Please note that the helpline staff provide assistance with technical problems directly related to the CD and cannot provide training on the software or hardware in general.



## FEBRUARY 1998

**Editor** – Nick Veitch  
**Deputy Editor** – Ben Vost  
**Production Editor** – Mark Wheatley  
**Games Editor** – Andy Smith  
**Art Editor** – Colin Nightingale  
**CD Compilers** – EMComputergraphic  
 Tel: 01255 431389  
**Additional Photography** – Rob Smith

**Contributors**

John Kennedy, Simon Goodwin, Chris Livermore,  
 Paul Overaa, Darren Irvine, Larry Hickmott, Dave  
 Cusick, Karl Belve, Dave Taylor

**Publisher** – Alison Morton  
**Publishing Director** – Jane Ingham  
**Public Relations** – Liz Lowe and Jennifer Press  
 Tel: 0171 331 3920

**Overseas Licensing enquiries** – Chris Power

Tel: +44 (0) 1225 442244  
 Fax: +44 (0) 1225 446019  
 cpower@futurenet.co.uk

**Group ad manager** – Simon Moss

**Ad manager** – Helen Watkins  
 hwatkins@futurenet.co.uk

**Classified Executive** – Jenny Thompson

**Senior Sales Executive** – Ian Jones  
 ijones@futurenet.co.uk

**Marketing** – Simon Howarth

showarth@futurenet.co.uk

**Production Manager** – Richard Gingell

**Production Coordinator** – Jason Frith

**Print Services** – Jeremy Fisher

**Ad Design Supervisor** – Cherry Coad

**Group Production Assistant** – Lorraine Ford

**Colour scanning & Imagesetting**

Jon Moore, Chris Stocker, Mark Gover, Brett

Caines, Matthew Rogers, Jason Hudson

**Colour Originators** – Phoenix Repro

Printed in the UK by GSM and Southern Print

**AMIGA FORMAT**

30 Monmouth St, Bath, Somerset BA1 2BW

Telephone 01225 442244

Fax 01225 732341

Email: amformat@futurenet.co.uk

(INCLUDE DEPARTMENT IN SUBJECT TEXT OR YOUR

MAIL WILL NOT BE READ)

**Subscriptions & Back Issues**

Future Publishing, Somerton,

Somerset, FREEPOST, TA11 6BR

Telephone 01225 822511, 9am-6pm

Facsimile 01225 822523

E-mail: subs1@futurenet.co.uk

**Customer Services**

Telephone 01225 822510



Member of the  
 Audit Bureau of Circulations.  
 Registered Circulation

28,325 January – June 1997

**YOUR GUARANTEE OF VALUE**

This magazine comes from Future Publishing, a company founded just ten years ago but now selling more computer magazines than any other in Britain. We offer:

**BETTER ADVICE.** Our titles are packed with tips, suggestions and explanatory features, written by the very best in the business.

**STRONGER REVIEWS.** We have a cast-iron policy of editorial independence and our reviews give clear buying recommendations.

**CLEARER DESIGN.** You need solid information fast. So our designers highlight key elements by using charts, diagrams, summary boxes, and so on...

**GREATER RELEVANCE.** At Future, Editors operate under two golden rules:

- Understand your readers' needs.
- Then satisfy them.

**MORE READER INTERACTION.** We draw on readers' contributions, resulting in the liveliest letters pages and the best reader tips. Buying one of our magazines is like joining a nationwide user group.

**BETTER VALUE FOR MONEY.** More pages, better quality – magazines you can trust.



Printed in the UK.

All contributions submitted to *Amiga Format* are accepted on the basis of a non-exclusive worldwide license to publish or license others to do so unless otherwise agreed in advance in writing.  
 © Future Publishing Limited 1998.

# Next Month

The long wait is over. Next month we will bring you a review of the game everyone has been waiting for!

## PLUS:

But that's not all. We will also be bringing you reviews of *TurboPrint 6*, a variety of modems, the new NetConnect bundle, a new tutorial series and a feature on how to use your Amiga to program PIC chips! Plus: reviews of all the other games, hardware and software released, and all of your regular favourites.

**March Issue on sale Friday, 20th February.**

**RESERVE YOUR COPY OF AMIGA FORMAT**

MAG+SAVE

**TROUBLE LOCATING AMIGA FORMAT?**

It is possible to reserve a copy of *Amiga Format* at almost all newsagents, including branches of John Menzies or WH Smiths. Simply fill in the form here and hand it to your newsagent – it's easy and there's no obligation. If you still have trouble, phone 01225 442244 and ask for the Circulation Dept., who should be able to inform you of a stockist in your area.

Please reserve me a copy of  
**AMIGA  
 FORMAT** every month

Name: .....

Address: .....

.....

.....




# Storage Devices

All prices include VAT

## FLOPPY DISK DRIVES

- All drives come with Floppy Expander
- A500 INTERNAL DRIVE .....£24.95
- A600/A1200 INTERNAL DRIVE .....£24.95
- A2000 INTERNAL DRIVE .....£34.95
- PC880E EXTERNAL DRIVE .....£39.95
- XL 1.76MB EXTERNAL DRIVE .....£65.95
- XL 1.76MB INT. DRIVE A4000 .....£60.95



## iOMEGA ZIP DRIVE


- Inc. cable and Zip tools cartridge
  - ZIP DRIVE 100MB SCSI\* .....£135.95
  - ZIP DRIVE INCLUDING SQUIRREL .....£169.95
  - 100MB ZIP CARTRIDGE .....£15.95
- \*REQUIRES SQUIRREL SCSI INTERFACE



# Modem Bundles

## MODEM ONE BUNDLE

- 33.6BPS Modem and cables
- Net and Web software
- IBrowse software
- One month free with Demon internet
- MODEM BUNDLE ONE .....£89.95



## MODEM TWO BUNDLE

- 33.6BPS Modem and cables
- Net and Web software
- IBrowse software
- One month free with Demon internet
- Whippet fast serial interface A600/1200
- MODEM BUNDLE TWO .....£109.95



## MODEM THREE BUNDLE

- 33.6BPS Modem and cables
- Net and Web software
- IBrowse software
- One month free with Demon internet
- Surf squirrel SCSI-2 serial interface for A1200 PCMCIA connection
- MODEM BUNDLE THREE .....£159.95



## GVP PRODUCTS

- GVP HC-8 SCSI INTERFACE .....£99.95
- GVP GURU ROM V6 NEW REVISION .....£49.95
- GVP DSS-8 SOUND SAMPLER .....£59.95
- GVP 4MB RAM MODULE .....£59.95
- GVP 16MB RAM MODULE .....£99.95
- GVP A1200 SCSI INTERFACE .....£59.95
- FOR ALL A1200 ACCELERATOR CARDS



NEW LOW PRICES

## MISCELLANEOUS

- POWERTAB - GRAPHIC TABLET .....£159.95
- ZIP RAM STATIC COLUMN PER MB .....£16.95
- BREATHLESS 3D GAME .....£15.95
- BIG RED ADVENTURE CD-ROM .....£19.95
- HEAVY DUTY PSU 200 WATT .....£69.95
- OFFICIAL AMIGA MOUSE MAT .....£9.95



BEWARE OF NONE  
CE PSU'S  
"The Rolls Royce  
of PSU's"  
AMIGA FORMAT



## JOYPAD OFFER

- Joypad, for use with many games
- GAMES JOYPAD .....£14.95

## HARD DRIVES

- All hard drives inc. cable and software
- QUANTUM FIREBALL 3.5" 1.6GB .....£159.95
- QUANTUM FIREBALL 3.5" 2.1GB .....£179.95
- QUANTUM FIREBALL 3.5" 3.2GB .....£199.95
- 1.3GB A1200 INTERNAL .....£129.95
- 2GB A1200 INTERNAL .....£159.95
- STACK CABLE FOR THE ABOVE .....£12.95

## VIDEO BACKUP DEVICE

- Backup 520MB onto a 4HR VHS tape
- VIDEO BACKUP - PHONO .....£20.00
- VIDEO BACKUP - SCART .....£20.00
- AWARD WINNING BACKUP DEVICE

## CYBERVISION 64-3D CARD

- Hi-res 64-bit graphic card
- 4MB of display memory
- For the A2000/3000(T)/4000(T)
- CYBERVISION 64-3D CARD .....£159.95
- SCANDOUBLER CYBERVISION .....£69.95



# Amiga Scanners

## FLATBED SCANNERS

- Epson A4 Flatbed Scanner
- 24-bit colour scanning
- Greyscale and line art modes
- OCR software available at £20
- EPSON GT-5000 SCANNER .....£219.95
- EPSON GT-5000 + SOFTWARE .....£249.95



## HAND SCANNERS

- Includes interface and OCR software
- Colour scanner is AGA 24-bit/400DPI
- POWERSCAN BLACK & WHITE .....£59.95
- POWERSCAN COLOUR .....£99.95



# Epson Printers

## EPSON STYLUS PRINTERS

- Includes Turbo Print LE and cable
- EPSON 600 A4 1440DPI COLOUR .....£239.95
- EPSON 800 A4 1440DPI COLOUR .....£259.95
- TURBO PRINT 5 FULL VERSION .....£45.95



## POWER DIGITAL CAMERA

- Digital camera, ideal for web page photos
- POWER DIGITAL CAMERA .....£99.95



## CATWEASEL MK2

- A4000/1200 high density drive controller
- Allows you to connect any PC Drive



## ORIGINAL A4000 KEYBOARD/INTERFACE £40



01234 851500

FAX 01234 855400

UNIT 82A SINGER WAY  
KEMPSTON MK42 7PU

Visit our web site www.powerc.com



POWER

COMPUTING LTD



# The New A1200 Power Tower

## A1200 POWER TOWER

- Includes 200 watt PSU
- PC Keyboard
- PC Keyboard Interface
- Floppy drive facia - floppy cable
- All screws, port labels and mains lead

## A1200 POWER TOWER 1

- Power Tower and Keyboard
- A1200 Main board
- Floppy disk drive
- 3.1 Workbench
- 3.1 Manuals
- Wordworth 4.5SE
- Turbocalc 3.5 Spreadsheet
- Datastore 1.1 Database
- Photogenic 1.2se
- Personal Paint 6.4 & Organiser 1.1
- Pinball Mainia game & Wizz game


**A1200 POWER TOWER**  
**£149.95**

**A1200 POWER TOWER 1**  
**£359.95**

**A1200 POWER TOWER 2**  
**£729.95**

## A1200 POWER TOWER 2

- Power Tower
- Keyboard
- A1200 Main board
- 24x Speed IDE CD-ROM
- 1.7GB Hard drive
- 1230 Blizzard card inc. 16MB
- 4 way IDE interface/IDEfix97 software
- Floppy disk drive
- 3.1 Workbench
- 3.1 Manuals
- Wordworth 4.5SE
- Turbocalc 3.5 Spreadsheet
- Datastore 1.1 Database
- Photogenic 1.2se
- Personal Paint 6.4 & Organiser 1.1
- Pinball Mainia game & Wizz game



# The Power Tower



From  
**£149.95**



All Power Towers are assembled by Power Computing  
All prices include VAT. See DPS ad for terms and conditions

## A1200 POWER TOWER ACCESSORIES

- Zorro (5PCI, 2 ISA, 2 Video Slots option) ..... **£149.95**
- Zorro III (5 PCI, 2 ISA, Video (option), A4000 CPU Slot) ..... **£319.95**
- PCMCIA V Adaptor - allows squirrel to be fitted internally ..... **£29.95**
- External Audio Port for internal CD-ROM  
(needed for listening to Music CD's and games that use CD audio) ..... **£15.95**
- SCSI-I Adaptor - Internal 50 way pin header, external 25 way connector ..... **£19.95**
- SCSI-II Micro high density connector. Internal 50 way pin header,  
external micro HD connector ..... **£25.95**
- SCSI-III Ultra Wide internal connector, external micro HD connector ..... **£29.95**
- 4 Way IDE Interface (buffered) & IDEfix software ..... **£30.95**

- 3 Way IDE ribbon cable (suitable for HD's, CD-ROM) ..... **£9.95**
- 3 Way SCSI 50 pin header (suitable for HD's, SCSI CD-ROM) ..... **£15.95**
- Iomega ZIP drive - Internal inc. cable IDEfix software, Power Zip Tools,  
100MB Cartridge and IDE 4 way buffered interface ..... **£149.95**
- Panasonic LS120 - 120MB floppy drive. Also recognises 1.44MB discs. Inc. cable,  
IDEfix software, 120MB disc and IDE 4 way buffered interface (AF Gold 92%) ... **£149.95**
- 25 Watt (PMPO) Typhoon speakers inc. adaptor cable ..... **£19.95**
- 260 Watt (PMPO) Typhoon speakers inc. adaptor cable ..... **£49.95**
- 200 Watt (PMPO) Typhoon subwoofer and control box ..... **£55.95**
- PC Keyboard Interface ..... **£29.95**



## AMIGA 1200 MAGIC PACK

- 2MB RAM 68020 14.3MHZ
- AGA CHIPSET
- WORDWORTH 4.5SE (WORDPROCESSOR)
- TURBOCALC 3.5 (SPREADSHEET)
- DATASTORE 1.1 (DATABASE)
- PHOTOGENIC 1.2SE/PERSONAL PAINT 6.4
- ORGANISER 1.1 (PERSONAL ORGANISER)
- PINBALL MAINIA (GAME)



## AMIGA BUNDLE ONE

- AMIGA BUNDLE ONE INCLUDES:
- AMIGA 1200 MAGIC PACK
  - TURBO 68030 LC ACCELERATOR
  - 4MB RAM INCLUDED

**AMIGA**

**POWER ARE OFFICIAL SUPPLIERS OF THE AMIGA 1200**



### AMIGA 3.1 OPERATING SYSTEM INC.

- ROM CHIP, SOFTWARE AND MANUAL
- A1200/3000 3.1 OS ..... **£45.95**
- A500/600/2000 3.1 OS ..... **£39.95**
- A4000 3.1 OS ..... **£45.95**
- A500/600/2000 3.1 CHIP ONLY ..... **£25.95**
- A1200/4000 3.1 CHIP ONLY ..... **£29.95**



### AMIGA A4000 TOWER IDE/SCSI INCLUDES

- 32MB RAM ON-BOARD
  - 1.7GB HARD DRIVE, 3.01 OS
  - 68040 25MHZ PROCESSOR
- A4000 TOWER ..... **£1099**



**01234 851500**

**FAX 01234 855400**

**UNIT 82A SINGER WAY  
KEMPSTON MK42 7PU**

Visit our web site [www.powerc.com](http://www.powerc.com)



**POWER**

**COMPUTING LTD**




# A1200 Accelerators Cards




## VIPER MKII 40MHZ 030

- 68030 EC 40MHZ (NOT MMU)
  - Optional 2nd SIMM socket upto 64MB
  - PCMCIA Friendly, Inc. Clock. Optional FPU
- |                       |         |
|-----------------------|---------|
| VIPER MKII 40MHZ 0MB  | £89.95  |
| VIPER MKII 40MHZ 4MB  | £99.95  |
| VIPER MKII 40MHZ 8MB  | £119.95 |
| VIPER MKII 40MHZ 16MB | £159.95 |
| VIPER MKII 40MHZ 32MB | £234.95 |
| VIPER MKII 40MHZ 64MB | £309.95 |
| OPTIONAL SIMM SOCKET  | £15.00  |




## BLIZZARD 1230 MKIV

- |                  |         |
|------------------|---------|
| 68030 BARE 50MHZ | £95.95  |
| 68030 8MB RAM    | £114.95 |
| 68030 16MB RAM   | £134.95 |
| 68030 32MB RAM   | £169.95 |



## APOLLO 68040 BOARD

- |                   |         |
|-------------------|---------|
| APOLLO 1240 25MHZ | £129.95 |
| APOLLO 1240 33MHZ | £149.95 |
| APOLLO 1240 40MHZ | £189.95 |



## APOLLO 68060 BOARD

- |                   |         |
|-------------------|---------|
| APOLLO 1260 50MHZ | £269.95 |
| APOLLO 1260 66MHZ | £319.95 |




66MHZ IS CLOCKED UP

www.powerc.com

## VIPER MKV BOARD

- 68030 50MHZ Accelerator
  - SCSI-II Interface on-board
  - Support upto 256MB of RAM
  - Optional FPU
- |                    |         |
|--------------------|---------|
| VIPER MKV 1230 0MB | £139.95 |
| VIPER MKV 1230 8MB | £158.95 |



INCLUDES SCSI INTERFACE

## BLIZZARD 603 PPC

- 603e PowerPC without 68K CPU.
- |                            |         |
|----------------------------|---------|
| 160MHZ PPC NO CPU          | £279.95 |
| 200MHZ PPC NO CPU          | £369.95 |
| 250MHZ PPC NO CPU          | £430.95 |
| 160MHZ PPC 68030-50MHZ CPU | £309.95 |
| 200MHZ PPC 68030-50MHZ CPU | £399.95 |
| 250MHZ PPC 68030-50MHZ CPU | £469.95 |



## BLIZZARD 603+ PPC

- 603e+ PowerPC without 68K CPU.
- |                            |         |
|----------------------------|---------|
| 160MHZ PPC NO CPU          | £279.95 |
| 200MHZ PPC NO CPU          | £369.95 |
| 250MHZ PPC NO CPU          | £430.95 |
| 160MHZ PPC 68040-25MHZ CPU | £319.95 |
| 160MHZ PPC 68060-50MHZ CPU | £499.95 |
| 200MHZ PPC 68040-25MHZ CPU | £405.95 |
| 200MHZ PPC 68060-50MHZ CPU | £589.95 |
| 250MHZ PPC 68040-25MHZ CPU | £479.95 |
| 250MHZ PPC 68060-50MHZ CPU | £659.95 |

## BLIZZARD 1260 MKV


- |                  |         |
|------------------|---------|
| 68060 BARE 50MHZ | £319.95 |
| 68060 8MB RAM    | £338.95 |
| 68060 16MB RAM   | £358.95 |
| 68060 32MB RAM   | £458.95 |
- INCLUDING SCSI INTERFACE

**50MHZ FPU WHEN PURCHASED WITH THE BLIZZARD ONLY £29  
40MHZ FPU ONLY £20**

# A500 Accelerator Card


## NEW VIPER 520CD

- 68020EC 33MHZ Without MMU
  - PGA FPU Socket 33MHZ Only
  - Space for IDE 2.5" Hard Drive
  - 2 x 40-Pin CD-ROM/HD Socket
  - 8MB RAM On-board
  - 3.0 ROM Including software
  - Fat Agnus slot free to fit mini mega chip
- |             |        |
|-------------|--------|
| VIPER 520CD | £99.95 |
|-------------|--------|



## NEW VIPER 630

- A600 Accelerator Card
  - 68030 33MHZ Processor
  - Up to 32MB RAM (1 x SIMM)
  - FPU Included, PCMCIA Compatible
- |                 |         |
|-----------------|---------|
| A600 0MB 33MHZ  | £75.95  |
| A600 4MB 33MHZ  | £85.95  |
| A600 8MB 33MHZ  | £95.95  |
| A600 16MB 33MHZ | £115.95 |
| A600 32MB 33MHZ | £150.95 |



# A3000/4000(T) Accelerator

## CYBERSTORM POWERPC


- 604e PowerBoard without 68K CPU.
  - Ultra Wide SCSI-3, Includes MMU/FPU
- |                            |         |
|----------------------------|---------|
| 180MHZ PPC NO CPU          | £519.95 |
| 200MHZ PPC NO CPU          | £615.95 |
| 180MHZ PPC 68040-25MHZ CPU | £559.95 |
| 180MHZ PPC 68060-50MHZ CPU | £745.95 |
| 200MHZ PPC 68040-25MHZ CPU | £649.95 |
| 200MHZ PPC 68060-50MHZ CPU | £849.95 |



## NEW! PPC ACCELERATOR

## MEMORY SIMMS

- High quality memory SIMMS
- |                  |        |
|------------------|--------|
| 4MB 72-PIN SIMM  | £9.95  |
| 8MB 72-PIN SIMM  | £19.95 |
| 16MB 72-PIN SIMM | £39.95 |
| 32MB 72-PIN SIMM | £74.95 |



# A1500/2000 Accelerator

## BLIZZARD 2604 PPC

- 604e PowerPC without 68K CPU.
- |                            |         |
|----------------------------|---------|
| 180MHZ PPC NO CPU          | £549.95 |
| 200MHZ PPC NO CPU          | £639.95 |
| 180MHZ PPC 68040-25MHZ CPU | £579.95 |
| 180MHZ PPC 68060-50MHZ CPU | £769.95 |
| 200MHZ PPC 68040-25MHZ CPU | £679.95 |
| 200MHZ PPC 68060-50MHZ CPU | £869.95 |



## Power Special Offer

**SPECIAL FPU PRICES WHEN PURCHASED WITH ANY ACCELERATOR CARD**

20MHZ £10 (PLCC) 33MHZ £15 (PLCC) 40MHZ (PGA) £20 50MHZ £29 (PGA)



# Amiga CD-ROM External Drives

## ACCELERATOR/CD BUNDLE

- External CD-ROM Drive
- Oscars and Diggers CD-ROM
- Chaos Engine CD-ROM
- WordWorth CD-ROM
- SCSI Interface
- Viper MKV or Blizzard Card OMB



## NEW CD-ROM BUNDLE

- External CD-ROM Drive
- Squirrel Interface
- Oscars and Diggers CD-ROM
- Chaos Engine CD-ROM



## Special Offer

### 2x Speed CD-ROM SLIMLINE DRIVE

CD-ROM Drive includes:  
Squirrel Interface  
External PSU  
Chaos Engine CD-ROM  
Oscar/Diggers CD-ROM

**£79.95**

6X CD-ROM .....£139.95  
8X CD-ROM .....£155.95  
12X CD-ROM .....£169.95

## VIPER BUNDLE

- Spec as above
- 2X CD-ROM .....£189.95  
6X CD-ROM .....£249.95  
8X CD-ROM .....£269.95  
12X CD-ROM .....£319.95


## BLIZZARD BUNDLE

- Spec as above
- 2X CD-ROM .....£219.95  
6X CD-ROM .....£269.95  
8X CD-ROM .....£289.95  
12X CD-ROM .....£339.95

# Amiga Memory Cards


## CDTV 2MB RAM CARD

- Inc. 2MB Zero Wait State Fast-RAM
  - Auto-Recharge Battery Real-time clock
  - Fits easily into the CPU 68000 socket
  - Fully auto-configuring Fast-RAM
  - Increases the speed of your Amiga CDTV
- CDTV 2MB RAM .....£49.95




## A600 1MB CHIP RAM

- Inc. 1MByte Chip RAM
  - Auto-Recharge Battery Real-time clock
  - Fits into the trapdoor on your Amiga 600
  - Fully auto-configuring Chip-RAM
  - Works with all A600 and A600HD
- 1MB CHIP RAM .....£24.95




## A500 2MB RAM CARD

- Factory installed 2MByte RAM
  - Auto-Recharge Battery Real-time clock
  - Fully auto-configuring RAM
  - Works with all A500's WB1.3 and above
- A500 2MB RAM .....£49.95




## A1200 0 - 8MB RAM

- MByte 32-bit Zero Wait State Fast-RAM
  - Auto-Recharge Battery Real-time clock
  - Socket for PGA FPU 68882 up to 50Mhz
  - Fully auto-configuring Fast-RAM
  - Fits easily into the A1200 trapdoor
  - 4MB PCMCIA compatible only (Not 8MB)
- 4MB RAM .....£45.95  
8MB RAM .....£55.95  
ADD £15 FOR 40MHZ FPU. ONLY WITH RAM




## A500+ 1MB CHIP RAM

- Inc. 1MByte Chip RAM
  - Fits into the trapdoor on your Amiga 500+
  - Fully auto-configuring Chip-RAM
  - Works with all A500+ computers
- 1MB CHIP RAM .....£19.95




## A1200 4MB RAM CARD

- 4MB Only, not upgradable
- 4MB RAM .....£39.95  
ADD £15 FOR 40MHZ FPU. ONLY WITH RAM



## MINI-MEGA CHIP

- 1MB CHIP RAM
- 1MB CHIP RAM .....£99.95



**01234 851500**

**FAX 01234 855400**

**UNIT 82A SINGER WAY KEMPSTON MK42 7PU**

2-3 DAYS £5.00 ☐ NEXT DAY £8 ☐ SAT £15 ☐ SUBJECT TO PRODUCT AVAILABILITY


**POWER**

**COMPUTING LTD**

# ScanDoubler

## SCANDOUBLER

- Scandoubler, external for all Amigas
  - AGA Mode full 16-million colours
  - Scandoubler mode 15MHZ 16-bit 64K col.
  - Supports interlace and non-interlace
  - Works on any VGA monitor
- SCANDOUBLER .....£79.95  
VGA ADAPTOR .....£15



**PHONE ORDERS** We accept most major credit cards and are happy to help you with any queries.  
**CHEQUES/POSTAL ORDERS** Ordering by cheque/PO please make payable to **POWER COMPUTING LTD** and specify which delivery is required. **WARRANTY** All Power products come with a 12 month warranty unless otherwise specified. **TECHNICAL SUPPORT** Help is on hand with a full Technical Backup service which is provided for Power customers. **MAIL ORDER PRICES** All prices listed are for the month of publication only, call to confirm prices before ordering. **EXPORT ORDERS** Most items are available at Tax Free Prices to non-EC residents. Call to confirm prices. **BFPO orders welcome.** **MAIL ORDER TERMS** All prices include VAT. Specifications and prices are subject to change without notice. All trademarks are acknowledged. All orders in writing or by telephone will be accepted only subject to our terms and conditions of trade, copies of which are available on request. Please allow up to 7 days for cheques to clear before despatching of the goods.

NAME	ADDRESS
POSTCODE	TEL NO.
ITEMS	
TOTAL (INC. DELIVERY) £	CREDIT CARD NO.
EXPIRY ISSUE NO.	SIGNATURE



## HARD DISKS

For the Amiga 1200

OUR PACKS COME WITH EVERYTHING YOU NEED TO INSTALL THE 2.5" DRIVE INTO YOUR A1200. CABLE, SCREWS, INSTRUCTIONS & 7 DISKS FULL OF HOT SOFTWARE LIKE DIRECTORY OPUS 4.12 (WORTH £50), MUI 3, MCP, GALAGA AGA, VIRUS CHECKER, MOOS, REORG, ABACUP AND MUCH MORE. ALL SOFTWARE CAN BE INSTALLED WITH OUR CLICK 'N' GO SYSTEM. DRIVES ARE PRE-INSTALLED WITH THE SYSTEM SOFTWARE & ABOVE DISKS - UNLIKE OTHERS WE PROVIDE THE DISKS JUST IN CASE!

**1.4GB £169.99**  
**2.1GB £219.99**  
**3.2GB £349.99**

WANT US TO FIT YOUR HARD DISK FOR YOU? CALL FOR MORE DETAILS.

## MONITORS & SPEAKERS

SCANDOUBLER MkII IS OUR NEW EXTERNAL AMIGA TO SVGA HARDWARE BOX. IT AUTOMATICALLY INCREASES ANY AMIGA 15KHz SIGNAL UP TO 31.5KHz TO BE COMPATIBLE WITH AN SVGA MONITOR. AUTO PASS-THRU FOR AMIGA 31.5KHz GENERATED SIGNALS. FULL 24-BIT SUPPORT - OTHER PRODUCTS ONLY OFFER 16-BIT! IDEAL SOLUTION TO PLAY GAMES AND RUN APPLICATIONS ON AN SVGA MONITOR.

**SCANDOUBLER MkII**  
**14" MONITOR & SCANDOUBLER MkII £179.99**  
**15" MONITOR & SCANDOUBLER MkII £219.99**  
**17" MONITOR & SCANDOUBLER MkII £269.99**

**SPECIAL OFFER**  
**17" EX-DEMO NEC MONITOR & SCANDOUBLER MkII £329.99**  
 50W STEREO SHIELDED SPEAKERS £24.99  
 160W STEREO SHIELDED SPEAKERS £34.99



# AMIGA INTERNATIONAL, Inc.

**FROM £199.99**

NEW MACHINES FROM AMIGA INTERNATIONAL INC. ALL MACHINES ARE FULL UK SPECIFICATION AND COME BUNDLED WITH WORDWORTH V4SE (WORD PROCESSOR), TURBOCALC V3.5 (SPREADSHEET), DATASTORE V1.1 (DATABASE), PHOTOGENICS V1.2SE & PERSONAL PAINT V6.4, ORGANISER V1.1, PINBALL MANIA, WHIZZ AND NOW .... DIRECTORY OPUS 4.12!

ALL HARD DISK MODELS ALSO INCLUDE THE ABOVE SOFTWARE & SCALA MM300 PRE-LOADED, THE OFFICIAL AMIGA HARD DISK MANUAL & HD INSTALL DISK.

**FREE UK DELIVERY**

## MAGNUM

A1200 Expansion Cards

	0MB	4MB	8MB	16MB	32MB
<b>RAM8</b>	£39.99	£54.99	£64.99	-	-
<b>RAM8/40MHZ FPU</b>	£54.99	£69.99	£79.99	-	-
<b>680EC30/40</b>	£79.99	£94.99	£104.99	£119.99	£154.99
<b>680EC30/40 &amp; FPU</b>	£94.99	£109.99	£119.99	£134.99	£169.99
<b>68040/25 &amp; FPU</b>	£149.99	£164.99	£174.99	£189.99	£224.99
<b>68040/33 &amp; FPU</b>	£169.99	£184.99	£194.99	£209.99	£244.99
<b>68040/40 &amp; FPU</b>	£199.99	£214.99	£224.99	£239.99	£274.99
<b>68060/50 &amp; FPU</b>	£289.99	£304.99	£314.99	£329.99	£364.99
<b>68060/66 &amp; FPU</b>	£319.99	£334.99	£344.99	£359.99	£394.99

**FREE OPUS 4.12**

## REPAIRS

by Qualified Technicians

- ♦ ALL AMIGA COMPUTERS COVERED
- ♦ PRICES FROM AS LITTLE AS £29.99
- ♦ MANY REPAIRS BY WIZARD REQUIRE NO PARTS
- ♦ PRICES INCLUDE INSURED COURIER COLLECTION & DELIVERY, LABOUR, FULL DIAGNOSTICS, SERVICE, SOAK TEST & VAT.
- ♦ FAST TURNAROUND
- ♦ ALL TECHNICIANS ARE FULLY TRAINED & QUALIFIED
- ♦ UPGRADES BOUGHT AT SAME TIME FITTED FREE!
- ♦ 90 DAYS WARRANTY ON ALL REPAIRS

ALL FOR JUST **£29.99** + PARTS

**PARTS**  
 WE HAVE A LARGE RANGE OF PARTS FOR ALL AMIGA'S - DRIVES, KEYBOARDS, MOUSE PORTS, CHIPS AND MORE. PLEASE CALL FOR PRICING DETAILS.

**RAM8**  
 PROVIDES A SPEED INCREASE OF 2.3 TIMES - 2.88MIPS ♦ AVAILABLE WITH 0, 4 OR 8MB OF 32-BIT RAM INSTALLED  
 ♦ USES A STANDARD 72-PIN SIMM  
 ♦ OPTIONAL PLCC TYPE FPU (FLOATING POINT UNIT) ♦ BATTERY BACKED CLOCK/CALENDAR ♦ TRAPDOOR FITTING - DOESN'T VOID WARRANTY  
 ♦ 0-4MB - PCMCIA COMPATIBLE (FOR USE WITH SQUIRREL ETC.) ♦ ZERO WAITE STATE DESIGN.

**MAGNUM ACCELERATORS**  
 PROVIDE A SPEED INCREASE OF UP TO 44 TIMES  
 ♦ 68030/EC, 68040 OR 68060 PROCESSOR RUNNING AT UP TO 66MHZ ♦ MMU IN ALL PROCESSORS (EXCEPT 68030EC TYPE) ♦ '040 FITS STANDARD A1200 - NO PROBLEM & IS SUPPLIED WITH A HEATSINK & FAN ♦ UP TO 32MB OF RAM CAN BE ADDED ♦ KICKSTART REMAPPING (EXCEPT 68030EC VERSION) ♦ OPTIONAL SCSI-II INTERFACE ♦ CAN ACCOMMODATE A 72-PIN SIMM ♦ 68040/60 HAVE BUILT-IN FPU ♦ BATTERY BACKED CLOCK/CALENDAR ♦ PCMCIA COMPATIBLE SO THAT YOU CAN STILL USE PRODUCTS SUCH AS SQUIRREL ♦ ZERO WAITE STATE DESIGN.

SCSI-II INTERFACE FOR THE MAGNUM MKII CARDS - **£79.99**

## OPUS MAGELLAN

Amiga Operating System Upgrade

**THE ULTIMATE WORKBENCH REPLACEMENT & FILE MANAGEMENT SYSTEM**

COMBINES THE EASY TO USE WORKBENCH ENVIRONMENT AND THE POWER OF OPUS IN ONE ♦ REPLACE AND ENHANCE WORKBENCH ♦ OPUSFTP TO OPEN AN FTP SITE AS A FILE LISTER ♦ INTERNAL MULTI-TASKING SO YOU CAN PERFORM MULTIPLE FILE OPERATIONS SIMULTANEOUSLY (WORKBENCH CAN'T!) ♦ FILE-TYPE SPECIFIC PULLDOWN MENUS ♦ HOTKEYS ♦ SCRIPTING ♦ EXTENSIVE DRAG 'N' DROP THROUGHOUT ♦ ADVANCED AREX SUPPORT  
 ♦ PICTURE, SOUND & FONT VIEWER ♦ MUI & NEWICONS SUPPORT ♦ SORT FILE LISTS & DISPLAY VERSIONS AND FILETYPES

♦ FULL CYBERGFX SUPPORT

Workbench 2+ & Hard Disk Required  
**£49.99**

## AMIGA 1200 MAGIC PACKS

**68020/14.3MHZ**  
**2MB RAM**  
**No HD**  
**£199.99**

**68020/14.3MHZ**  
**10MB RAM**  
**170MB HD**  
**SCALA MM300**  
**£299.99**

**68030/40MHZ**  
**18MB RAM**  
**170MB HD**  
**SCALA MM300**  
**£349.99**

**68040/40MHZ**  
**34MB RAM**  
**1.4GB HD**  
**SCALA MM300**  
**250w PSU**  
**£579.99**

**68060/66MHZ**  
**34MB RAM**  
**2.1GB HD**  
**SCALA MM300**  
**250w PSU**  
**£749.99**

## TURBOPRINT 6

Printer Enhancement Software

IF YOU HAVE A PRINTER - YOU MUST GET TURBOPRINT. IT RADICALLY ENHANCES THE PRINTOUTS YOU NORMALLY GET BY REPLACING THE AMIGA PRINTER SYSTEM WITH THE FASTER AND VISIBLY BETTER TURBOPRINT SYSTEM. OPTIONS INCLUDE POSTER PRINTING, COLOUR CORRECTION, DITHERING, COLOUR BALANCING, ON-SCREEN PREVIEW AND MUCH MORE... MOST PRINTERS ARE SUPPORTED - CALL TO CHECK. INCLUDES "GRAPHIC PUBLISHER" TO LOAD MULTIPLE PICTURES, INDIVIDUAL COLOUR CORRECTION, ROTATE, TWIST, NOW HANDLES TEXT! AUTO PHOTOOPTIMISER, TURBOSPOOL - PRINT SPOOLER, POWERPC ENHANCED, NEW DRIVERS FOR HP, CANON, EPSON STYLUS AND CITIZEN MODELS. AMIGA FORMAT GOLD. CU AMIGA AWARDS.

**£49.99**

## NEW PRINTERS

THE EPSON RANGE OF INKJET PRINTERS IS CONSIDERED BY MOST AS THE BEST AVAILABLE. WITH OUR ADVANCED KNOWLEDGE OF TURBOPRINT WE ARE PLEASED TO OFFER THE COMPLETE RANGE OF STYLUS PRINTERS INCLUDING THE NEW STYLUS 6-COLOUR PHOTO PRINTER. ALL PRINTERS INCLUDE A BI-DIRECTIONAL PARALLEL PRINTER CABLE. WE ALSO OFFER TURBOPRINT AT £45 IF BOUGHT WITH A PRINTER.

**STYLUS 300 - 3ppm, 720dpi, 4 COLOUR £149.99**  
**STYLUS 600 - 6ppm, 1440dpi, 4 COLOUR £239.99**  
**STYLUS 800 - 8ppm, 1440dpi, 4 COLOUR £319.99**  
**STYLUS PHOTO - 6 COLOUR - PHOTO QUALITY £419.99**

WITH TURBOPRINT6 **£194.99**  
 WITH TURBOPRINT6 **£284.99**  
 WITH TURBOPRINT6 **£364.99**  
 WITH TURBOPRINT6 **£464.99**

ALL WITH A FREE PRINTER CABLE

**560DPI**  
**3 BUTTON**  
**MICE & MATS**  
 for all Amigas & Atari STs

AWARD WINNING 560DPI RESOLUTION  
 ♦ 90% RATING IN CU AMIGA  
 ♦ MICRO SWITCHED BUTTONS  
 ♦ AMIGA/ATARI ST SWITCHABLE  
 ♦ ALL 3 BUTTONS CAN BE USED WITH MANY PROGRAMS SUCH AS DIRECTORY OPUS 5

BEIGE OR BLACK  
**£12.99**  
 MAT £2.99 OR £1 WITH A MOUSE

**FREE THIRD BUTTON DRIVER DISK**

## PowerBox

250w Amiga Power Supply

POWER-UP YOUR AMIGA WITH THIS 250W ENHANCED AMIGA PSU FOR LITTLE MORE THAN THE PRICE OF A NORMAL 25-30W AMIGA PSU! DESIGNED FOR A500/600 & 1200 (CD32 ALSO AVAILABLE). ENCASED IN STEEL SUBSYSTEM, ALL CABLES SUPPLIED, WHISPER QUIET FAN, ILLUMINATED ON/OFF SWITCH, MONITOR OUTLET ON BACK OF PSU, ONLY QUALITY/NEW PSU'S USED 3.5" & 5.25" POWER CABLES AVAILABLE TO POWER CD-ROMS, HARD DISKS ETC.

**POWERSTRIP - POWER 4 NORMAL PLUGGED DEVICES (MONITOR, PRINTER, SPEAKERS ETC) DIRECT FROM THE BACK OF POWERBOX. TURN ALL PRODUCTS ON/OFF WITH JUST ONE SWITCH. £19.99**

## ALSO AVAILABLE

**EASYLEDGERS 2** - THE ONLY FULL ACCOUNTS PACKAGE, AMIGA FORMAT GOLD - CALL ABOUT TRAIL OFFER - HARD DISK & 2MB RAM REQUIRED - **£119.99**

**GP FAX** - SEND FAXES TO AND FROM YOUR AMIGA. EVEN FAX DIRECTLY FROM YOUR APPLICATION. AMIGA FORMAT GOLD - AMIGA COMPUTING 9/10 - FAX COMPATIBLE. MODEM REQUIRED - **£44.99**

**IMAGEFX 2.6** - THE MOST COMPLETE IMAGE PROCESSING PACKAGE THERE IS FOR THE AMIGA. AMIGA FORMAT GOLD - CU AWARD - 2MB & HARD DISK REQUIRED - **£99.99** LIMITED STOCKS!

**40MHZ FPU KIT**  
 PLCC TYPE FPU & CRYSTAL - WILL FIT MOST CARDS, CALL TO CONFIRM - **£24.99**

A500 512k EXPANSION **£14.99**  
 A500PLUS 1MB EXPANSION **£19.99**  
 A600 1MB EXPANSION **£19.99**

ALL WITH A FREE OPUS 4.12 WORTH OVER £50

50 25/DD DISKS & LABELS **£14.99**  
 100 25/DD DISKS & LABELS **£24.99**

4MB 72-PIN SIMM **£15**  
 8MB 72-PIN SIMM **£25**  
 16MB 72-PIN SIMM **£40**  
 32MB 72-PIN SIMM **£75**

ALL SIMMS ARE NEW AND HAVE A 1 YEAR WARRANTY

## WIZARD DEVELOPMENTS

See Our NEW Internet WEB Page  
[www.wizard-d.demon.co.uk](http://www.wizard-d.demon.co.uk)

**FREE DELIVERY**

**ORDER HOTLINE 0181-303-1800**

**FAX 0181-303-1861**

## SATURN

External 1mb Floppy Drive for all Amigas

COMPATIBLE WITH ALL AMIGAS ♦ HIGH QUALITY SONY DRIVE  
 ♦ ROBUST METAL CASE ♦ ANTI-CLICK AS STANDARD  
 ♦ ENABLE/DISABLE SWITCH ♦ LOW POWER CONSUMPTION  
 ♦ THRU PORT FOR EXTRA DRIVES ♦ WITH POWERCOMP HARDWARE/SOFTWARE BACKUP SYSTEM & 3 GAMES

**£49.99**

**FREE OPUS 4.12**

WE ARE OPEN 9AM AND 5.30PM, MONDAY TO SATURDAY, TO PAY BY CREDIT CARD. TO PAY BY CHEQUE OR POSTAL ORDER PLEASE SEND YOUR ORDER TO - WIZARD DEVELOPMENTS, PO BOX 490, DARTFORD, KENT, DA1 2UH

Cheques should be payable to WIZARD DEVELOPMENTS. Prices include VAT & carriage to the UK mainland. VAT Free sales available for Non-EC, Non-UK mainland carriage for most order (except Printers, Monitors & Computers) is £10 per order. All products are subject to availability. £600. Advertised prices & specification may change without notice. All sales are subject to our trading conditions - copy available on request.

## BSB Books & Videos

INSIDER GUIDE - A1200	£14.95
INSIDER GUIDE - A1200 NEXT STEPS	£14.95
INSIDER GUIDE - ASSEMBLER	£14.95
INSIDER GUIDE - DISKS & DRIVES	£14.95
TOTAL! AMIGA - WORKBENCH 3	£19.99
TOTAL! AMIGA - AMIGADOS	£21.99
TOTAL! AMIGA - AREXX	£21.99
TOTAL! AMIGA - ASSEMBLER	£24.99
MASTERING AMIGA SCRIPTS	£19.95
MASTERING AMIGA BEGINNERS	£19.95
MASTERING AMIGA PRINTERS	£19.95
MASTERING AMIGADOS 3 - REFERENCE	£21.95
MASTERING PROGRAMMING SECRETS	£21.95
AMIGADOS PACK	£34.99
TOTAL! AMIGA - AMIGADOS & MASTERING AMIGADOS 3 - REFERENCE USUALLY £43.94 - SAVE NEARLY £9	
A1200 BEGINNER PACK	£39.95
2 BOOKS (INSIDER A1200 & NEXT STEPS), A 60 MINUTE VIDEO, 4 DISKS OF PD TO GO WITH THE BOOKS/VIDEOS	
A1200 Disk Drive Pack - NEW	£24.95
INSIDER DISKS & DRIVES, A 90 MINUTE VIDEO, 1 DISK & REFERENCE CARD	