

## REVIEW ON REACTIONS OF ACETYLACETALDEHYDE WITH AROMATIC AND BIOGENIC AMINES AND INDOLES – SYNTHESIS OF HETEROCYCLES VIA HYDROXYMETHYLENE KETONES

Ramiro Quintanilla-Licea<sup>a)\*</sup> and Hans-Joachim Teuber<sup>b)</sup>

a) Facultad de Ciencias Químicas, Universidad Autónoma de Nuevo León,  
Cd. Universitaria, 66400 San Nicolás d. l. G., N.L., México  
rquintan@ccr.dsi.uanl.mx

b) Institut für Organische Chemie, Johann Wolfgang Goethe-Universität,  
Marie-Curie-Str. 11, 60439 Frankfurt/Main, Federal Republic of Germany

Abstract - In 1960 Teuber *et al.* started with the study of the reactions of several derivatives of acetylacetaldehyde with aromatic and biogenic amines (dopamine and tryptamine), as well as indole compounds. Teuber's scientific work resulted in a series of heterocyclic skeletons that are related to alkaloids such as strychnine, yohimbine, ajmalicine and emetine as well as to some analogues of *bis*-indole alkaloids. We review Teuber's research results as well as reactions from other authors working in this field obtained within the last 40 years (1960 –2000).

### CONTENTS

#### I. INTRODUCTION

#### II. REACTIONS WITH ACETYLACETALDEHYDE DERIVATIVES

##### A. KETOVINYLATIONS

1. C- and N-Ketovinylation of the indole ring system
2. N-Ketovinylation of aromatic and biogenic amines

##### B. FORMATION OF HETEROCYCLES

1. Quinolines
2. Pyridinium salts
3. Tetrahydroisoquinolines

4. Tetrahydro- $\beta$ -carbolines
5. Benzoquinolizinium and indoloquinolizinium salts
6. Other heterocycles

### III. REACTIONS WITH OTHER $\beta$ -DICARBONYL COMPOUNDS

1. With malonic dialdehyde derivatives
2. With dihydroresorcinol
3. With 1,1-dimethoxypentan-3-one

### IV. FURTHER TRANSFORMATIONS OF THE OBTAINED HETEROCYCLES

- A. REARRANGEMENT AFTER *N*-KETOVINYLATION ON THE INDOLE SYSTEM
- B. INDOLE FORMATION AFTER *N*-KETOVINYLATION OF AROMATIC AMINES
- C. TRANSFORMATIONS OF TETRAHYDRO- $\beta$ -CARBOLINES
- D. RING OPENING IN TRICYCLIC AND TETRACYCLIC SYSTEMS
- E. QUINONE FORMATION
- F. TRANSFORMATIONS OF BENZOQUINOLIZINIUM SALTS

1. Reductions
2. Oxidations
3. Alkylations
4. Miscellaneous transformations

### G. TRANSFORMATIONS OF INDOLOQUINOLIZINIUM SALTS

1. Reductions
2. Oxidations and synthesis of flavoserpentine
3. Transformations of ketals of indoloquinolizines
4. Alkylations. Analogues of heteroyohimbane alkaloids
5. Dimerizations. Analogues of *bis*-indole alkaloids

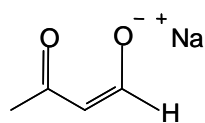
### V. POSSIBLE PHARMACOLOGICAL EFFECTS OF THE SYNTHESIZED COMPOUNDS

#### REFERENCES

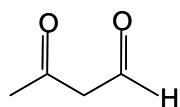
#### ACKNOWLEDGEMENTS

### I. INTRODUCTION

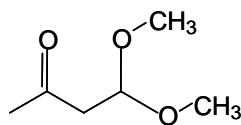
In 1888 Claisen<sup>1</sup> discovered the sodium salt (**1**) of acetylacetaldehyde (**2**). Due to the low stability<sup>2</sup> of the  $\beta$ -dicarbonyl form of **2**, more stable derivatives have been prepared, such as 4,4-dimethoxy-2-butanone (**3**) and 4-methoxy-3-buten-2-one (**4**). These derivatives allow the synthesis of many heterocyclic systems.<sup>3</sup>



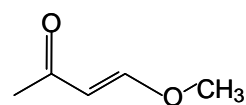
1



2



3



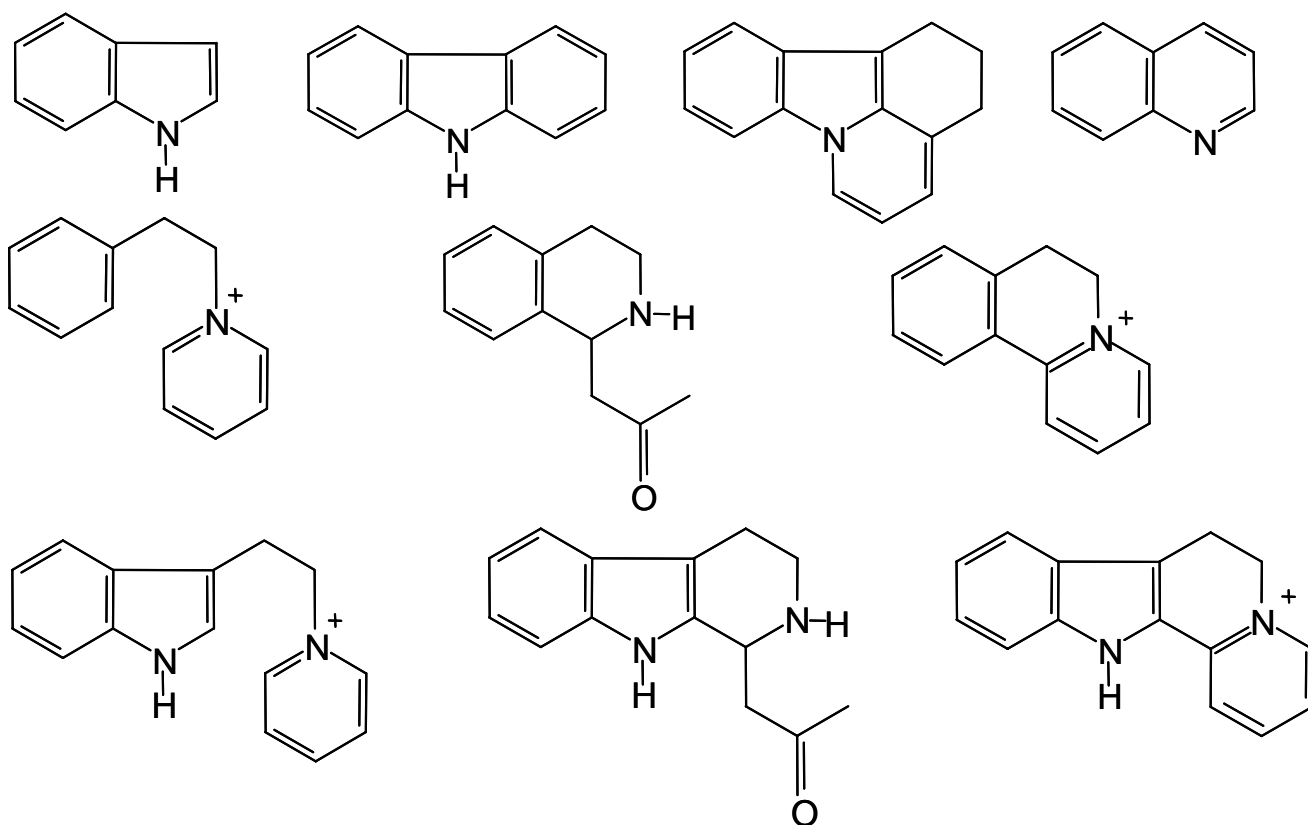
4

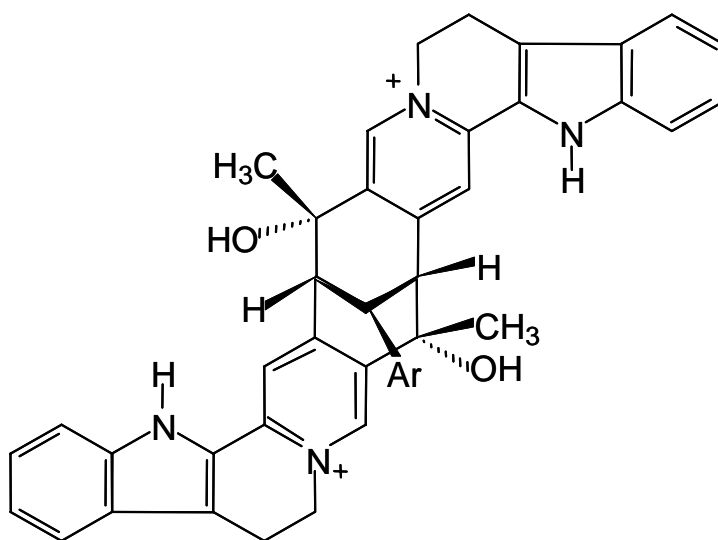
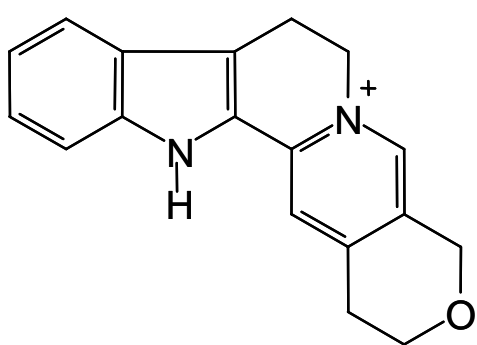
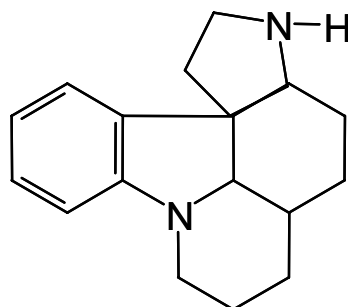
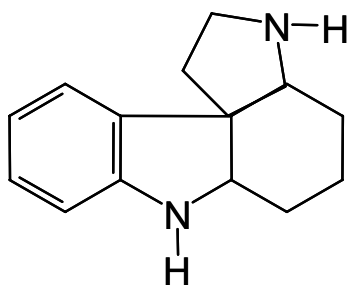
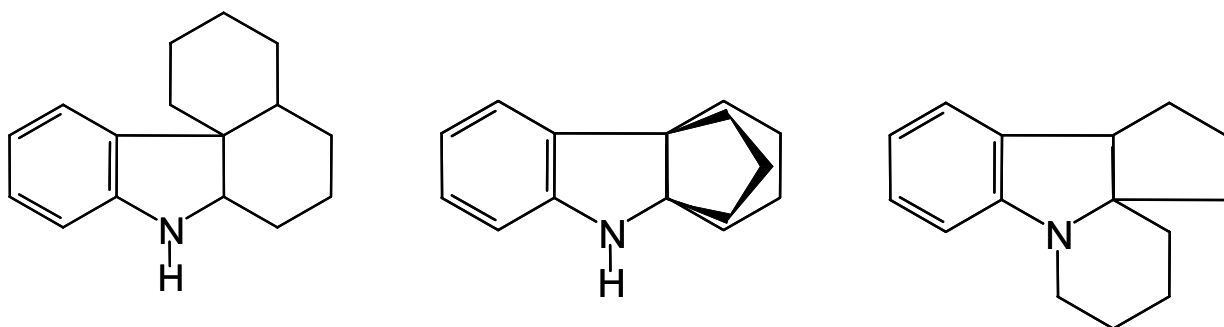
Franke *et al.* reviewed the earlier use of acetylacetaldehyde derivatives in synthesis of heterocycles.<sup>4</sup> It is relevant to mention the use of the silanized enol ether form of 4-methoxy-3-buten-2-one (**4**) in Diels-Alder reactions<sup>5</sup> as well as the use of its potassium enolate in synthesis of  $\gamma$ -pyrones.<sup>6</sup>

Teuber *et al.* started in 1960 with the study of the reactions of several derivatives of **2** with aromatic and biogenic amines (dopamine and tryptamine) as well as indole derivatives. Teuber tried to find model reactions to explain the biosynthesis of indole and isoquinoline alkaloids.<sup>7,8</sup>

Even though studies on the biosynthesis of the afore mentioned alkaloids exclude<sup>9-11</sup> the participation of **2**, Teuber's scientific work resulted in a series of heterocyclic systems<sup>12</sup> (see Scheme I, below) that are related to alkaloids such as strychnine, yohimbine, ajmalicine and emetine, among others.<sup>13</sup>

Scheme I





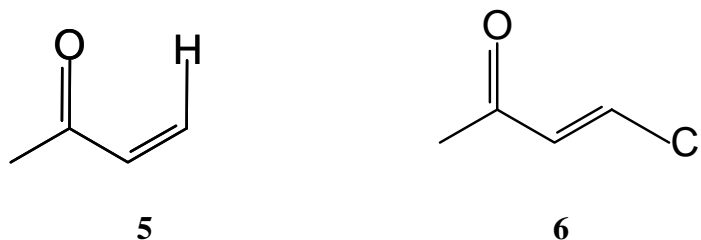
We review Teuber's research results as well as reactions from other authors related with this subject obtained within the period 1960-2000 and confine mainly to the structure formulas of these reactions.

## II. REACTIONS WITH ACETYLACETALDEHYDE DERIVATIVES

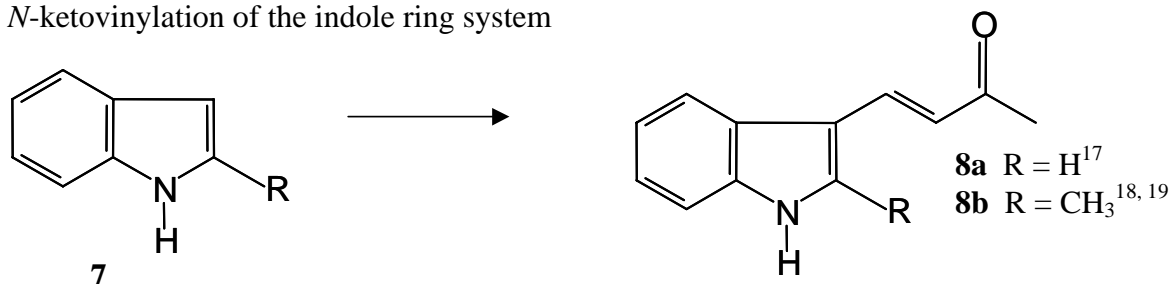
The dimethyl acetal (**3**) and enol ether (**4**) used in the following reactions gave rise to the same products.

### A. KETOVINYLATIONS

Ketovinylation is named the coupling of a 3-buten-2-one-4-yl group (**5**) into a molecule of an organic compound. This reaction has already received much attention when performed with  $\beta$ -chlorovinyl methyl ketone (**6**).<sup>14-16</sup> The reaction with **3** and **4**, however, is more versatile and better suited for model reactions of biological interest.

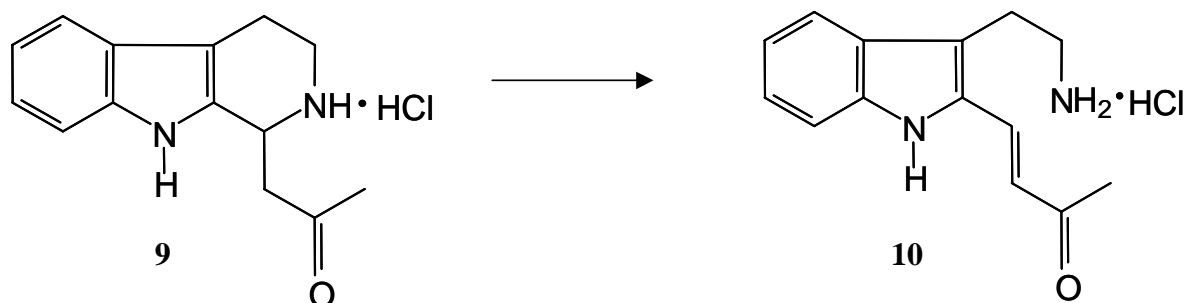


#### 1. C- and N-ketovinylation of the indole ring system

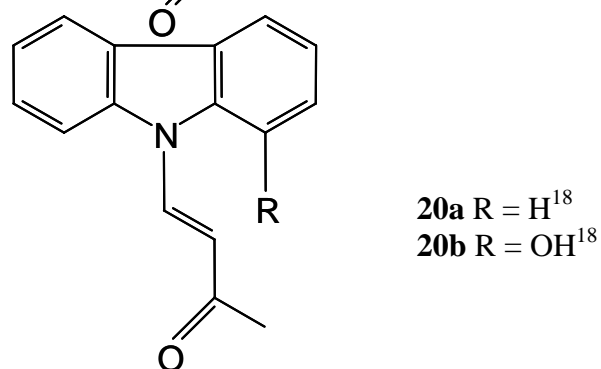
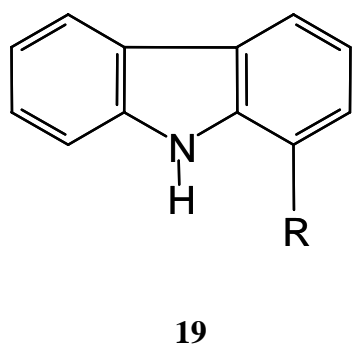
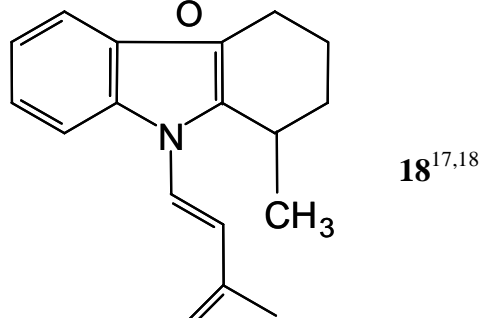
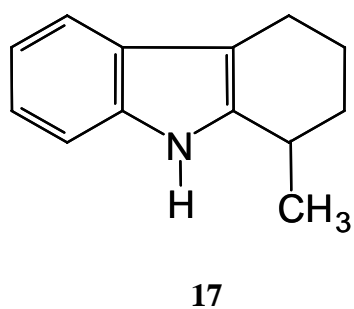
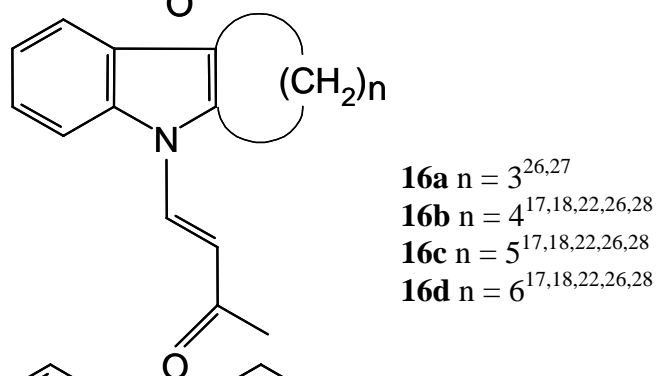
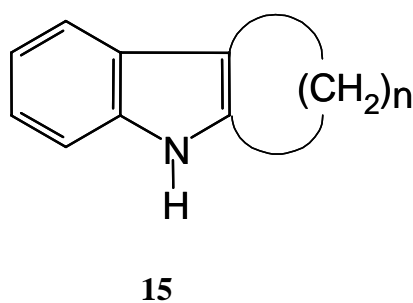
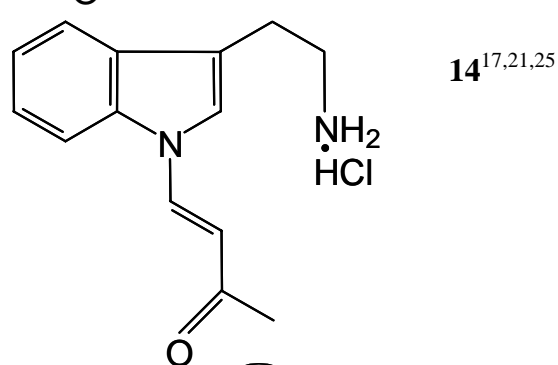
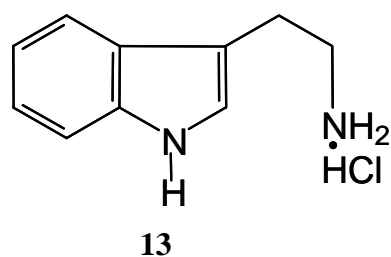
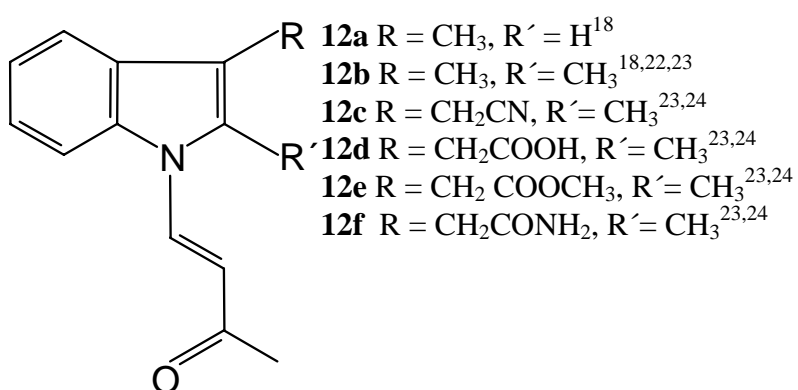
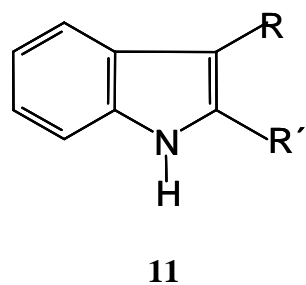


Noland<sup>20</sup> obtained **8b** by means of **6**, Teuber<sup>18,19</sup> by means of **3** and **4**.

A ketovinyl group can be created by ring opening. Ring opening<sup>21</sup> of tetrahydro- $\beta$ -carboline (**9**) generates compound (**10**).

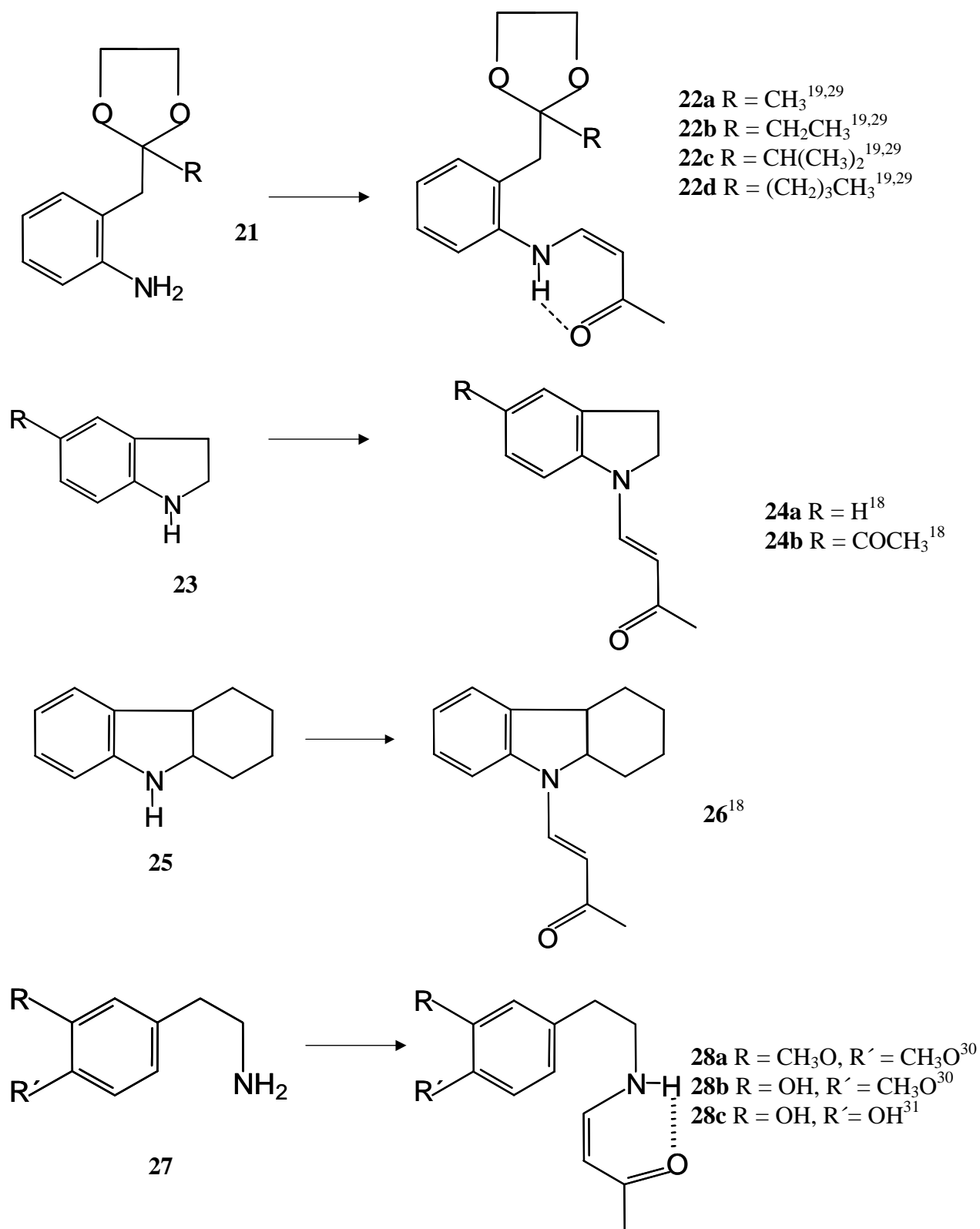


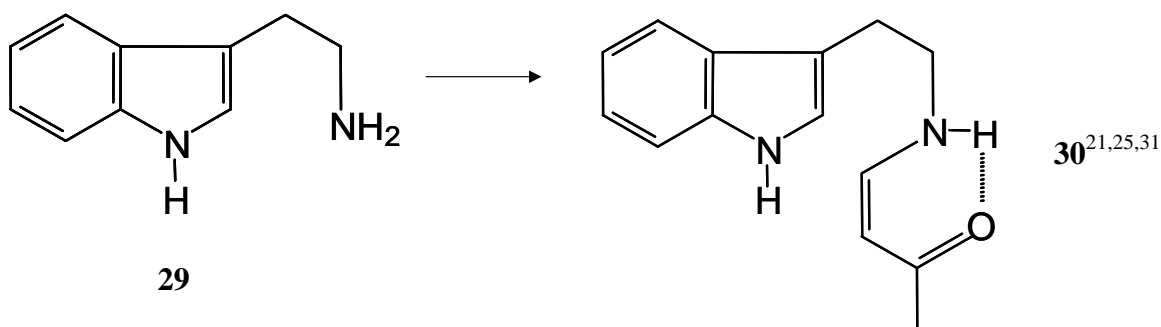
In the case of  $\beta$ -substitution of the indole ring system, the ketovinylation occurs on nitrogen, when the starting compound is stirred with conc. hydrochloric acid and 4,4-dimethoxy-2-butanone (**3**).



Regarding the formation of *N*-indolobutenone from unsubstituted indole, see reference 4 (p. 83).

## 2. *N*-ketovinylation of aromatic and biogenic amines





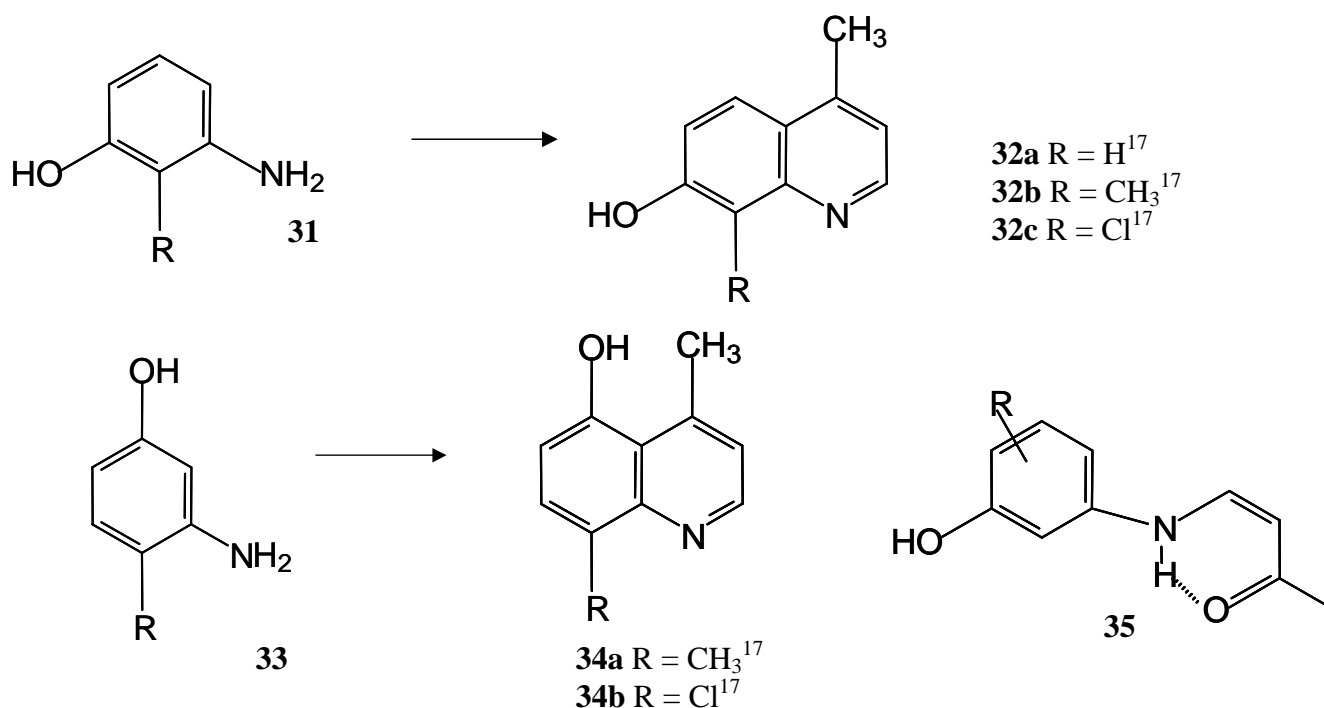
The spectroscopic data prove that the *N*-ketovinylated products (**12** to **30**) take the enamine form instead of an imine.<sup>32,33</sup>

The ketovinylated indole compounds (**8** to **20**) have a *trans* double bond, while the aromatic amine derivatives (**22**) and those of biogenic amines (**28**, **30**) have a *cis* double bond, since in the last two families of compounds the NH can form a hydrogen bond to the carbonyl oxygen.<sup>34</sup> In indoline derivatives (**24**, **26**) the lack of the hydrogen-bond-donating NH favors a *trans* double bond.

## B. FORMATION OF HETEROCYCLES

### 1. Quinolines

*meta*-Hydroxy-substituted anilines yield compounds (**32** and **34**), via an anilinobutenone intermediate<sup>17</sup> of the general formula (**35**), without adding a strong acid.

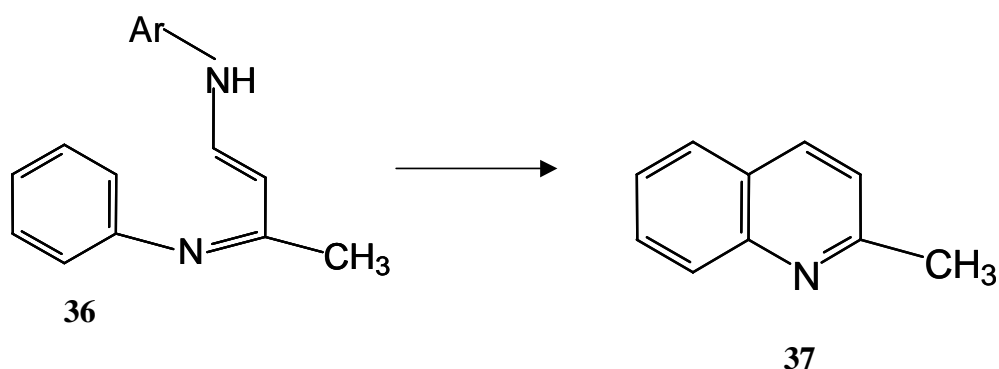


When starting from unsubstituted aniline and from acetylacetaldehyde derivatives the process stops at the



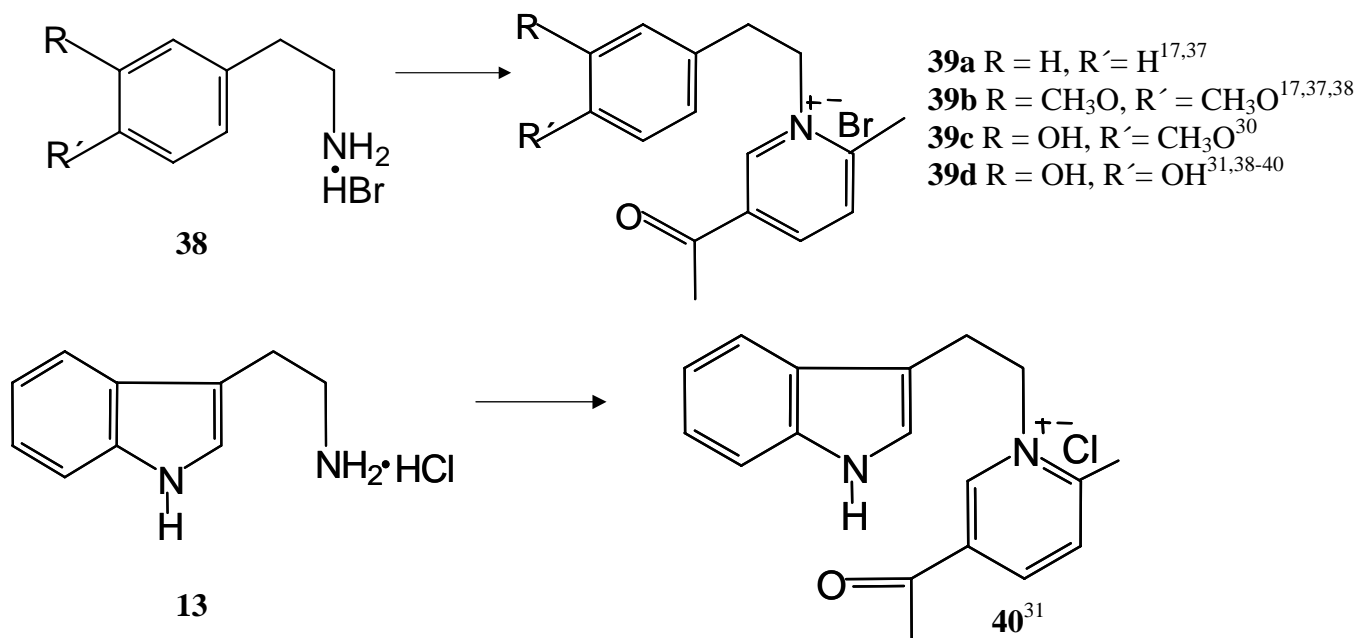
anilinobutenone stage, without cyclization.<sup>35</sup> Thus, cyclization of anilinobutenones requires an electron-donating *meta* substituent and a free position *ortho* to the amino group. Anilinobutenones derived from *m*-aminophenol ethers cyclize only in the presence of strong acids.<sup>36</sup>

According to Franke *et al.*,<sup>3</sup> the reaction of  $\beta$ -chlorovinyl methyl ketone (**6**) with aniline is very interesting. When using a 1:1 molar ratio they obtain the corresponding anilinobutenone (**35**), but when using a 1:2 molar ratio the dianiline derivative (**36**) is formed, which in turn cyclizes to yield the quinoline (**37**) by adding sulfuric acid.

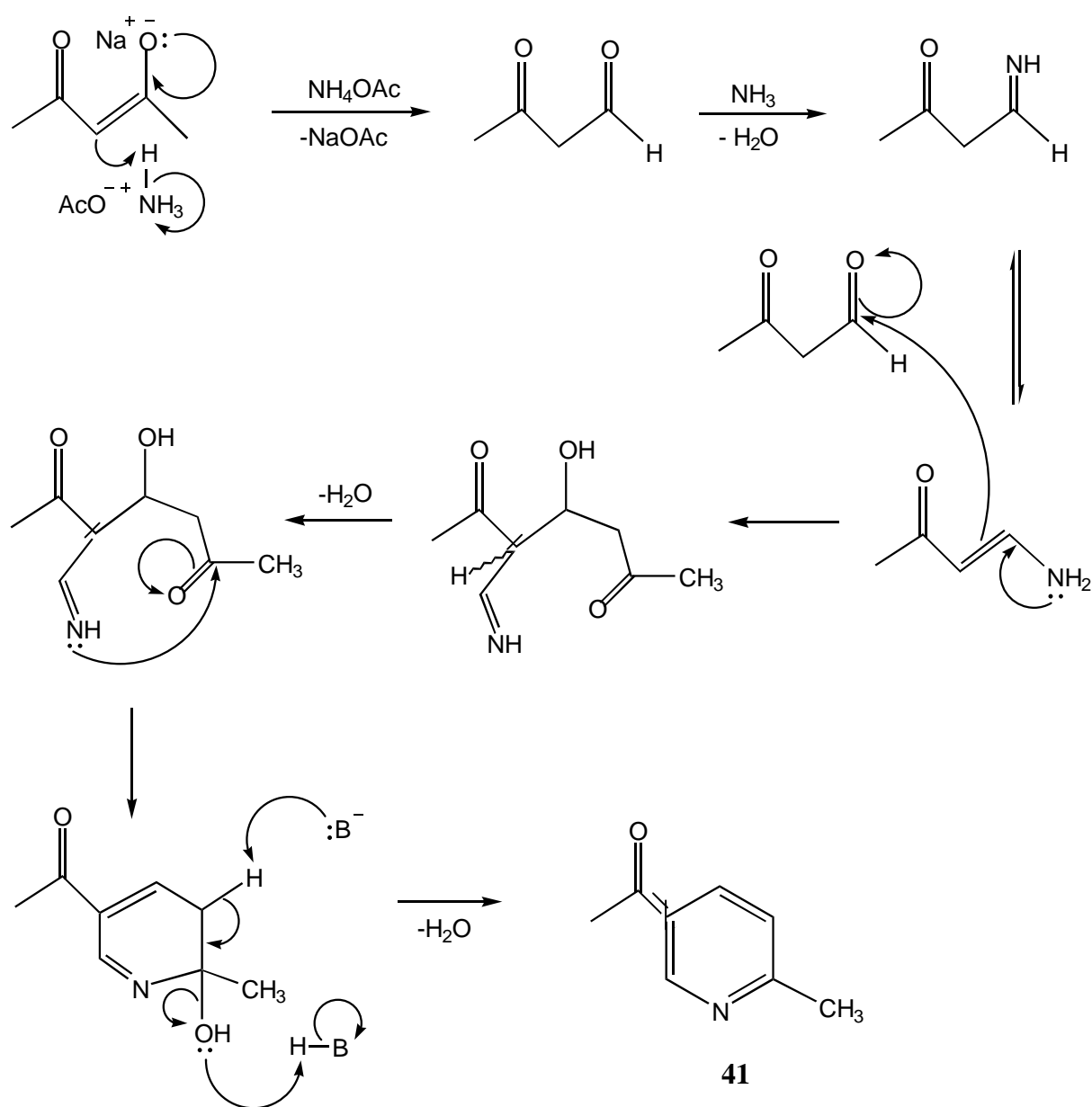


## 2. Pyridinium salts

In these reactions two molecules of acetylacetaldehyde are involved.



The pyridinium salts (**39** and **40**) result from the corresponding biogenic amines. Their formation follows the mechanism proposed<sup>41</sup> by Benary and Psille for the formation of 2-methyl-5-acetylpyridine (**41**). Here the carbanion of the primarily formed aminobutenone attacks the aldehyde carbonyl of the second acetylacetaldehyde as the key step for the following water elimination and ring closure.

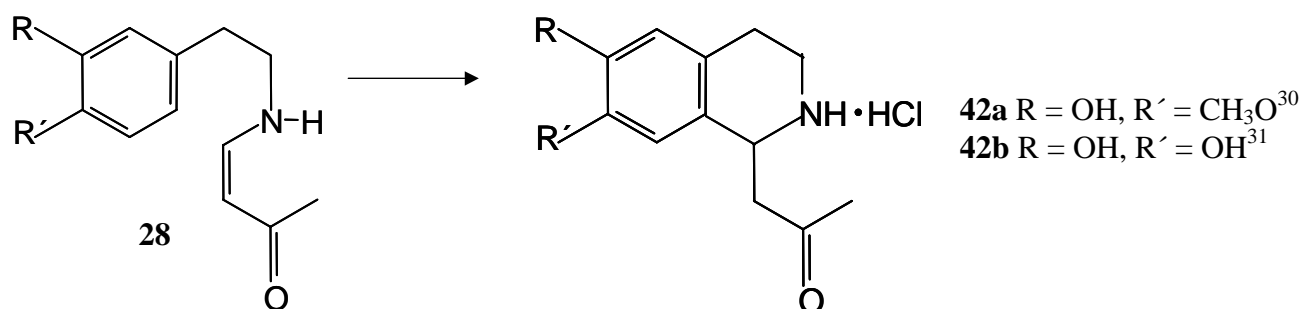


It has been possible to isolate the corresponding intermediate enamines (**28**, **30**) to later generate the pyridinium salts.

**38a** and **b** yield the corresponding pyridinium salts (**39a** and **b**) and do not cyclize to yield benzoquinolizines.<sup>42</sup> However, their analogues (**38c** and **d**) besides the formation of a pyridinium salt (**39c** and **d**) also do cyclize to yield benzoquinolizines, although through a different mechanism and yielding a 3,4-substitution pattern (instead 2,5-) on the resulting pyridine ring (see below).

Tryptamine hydrochloride (**13**) yields both a pyridinium salt (**40**) and the corresponding indoloquinolizine.

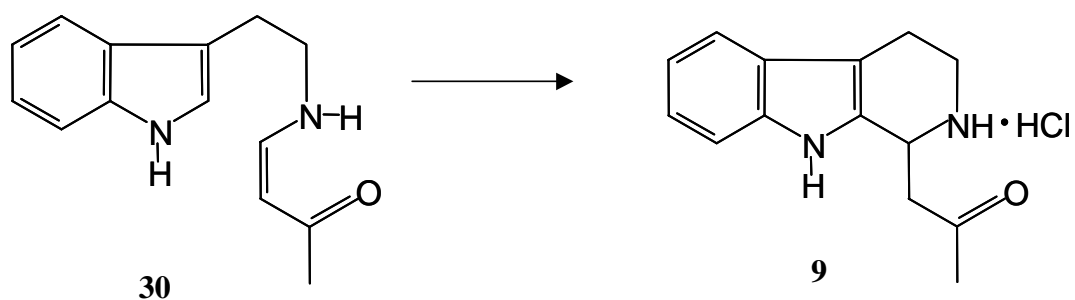
### 3. Tetrahydroisoquinolines



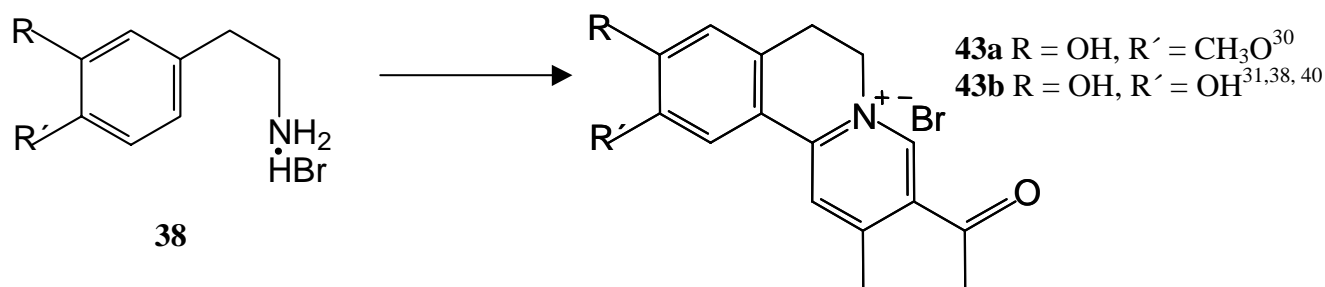
Compounds (**42**) can be obtained directly from the corresponding aminobutenones. If R and R' are hydrogen atoms or methoxy groups the aminobutenone (**28**) does not undergo a Pictet-Spengler cyclization to yield the corresponding tetrahydroisoquinoline (**42**), because none of the groups present in the molecule can induce charge on the aromatic ring to localize electron in the necessary position to achieve reaction.

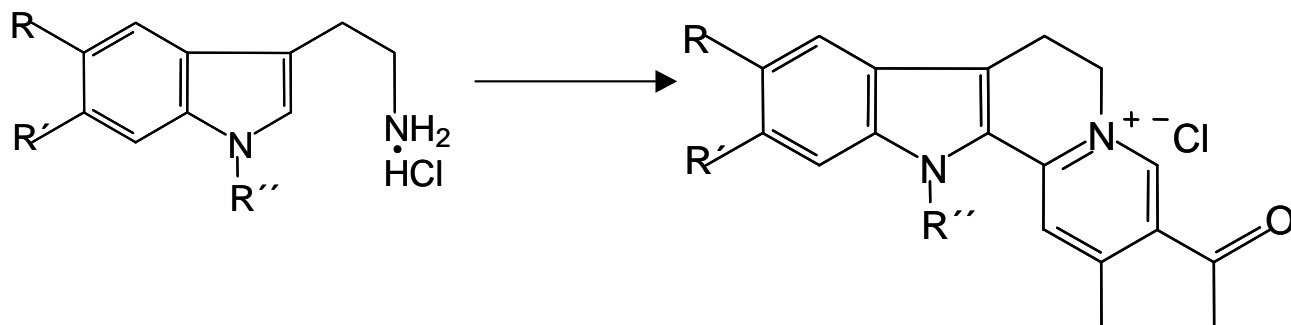
### 4. Tetrahydro- $\beta$ -carbolines

Tetrahydro- $\beta$ -carboline (**9**) is isolated as a by-product of the different reactions of tryptamine hydrochloride with acetylacetaldehyde derivatives.<sup>17,21,38,43-45</sup> It is obtained in high yield<sup>21</sup> from aminobutenone (**30**).



### 5. Benzoquinolizinium and indoloquinolizinium salts





**44a** R = H, R' = H, R'' = H <sup>17,43-46</sup>

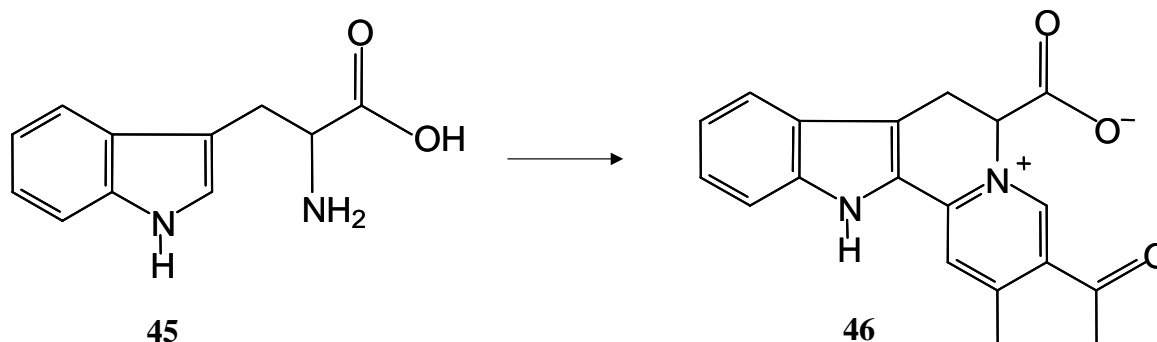
**44b** R = H, R' = H, R'' = CH<sub>3</sub> <sup>43,44</sup>

**44c** R = H, R' = CH<sub>3</sub>O, R'' = H <sup>43,44</sup>

**44d** R = CH<sub>2</sub>CH<sub>3</sub>, R' = H, R'' = H <sup>44</sup>

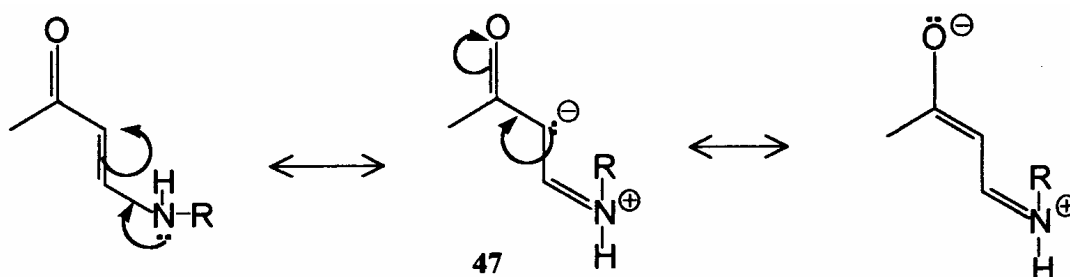
The biogenic amines generate their quinolizinium salts (**43**, **44**) *via* their aminobutenones (**28**, **30**). These undergo Pictet-Spengler cyclization<sup>47</sup> to generate the tetrahydroisoquinolines (**42**) or the tetrahydro- $\beta$ -carboline (**9**), respectively, before forming their quinolizinium salts.

The aminoacid tryptophane (**45**) behaves as its amine and generates<sup>48</sup> the indoloquinolizinium salt (**46**).



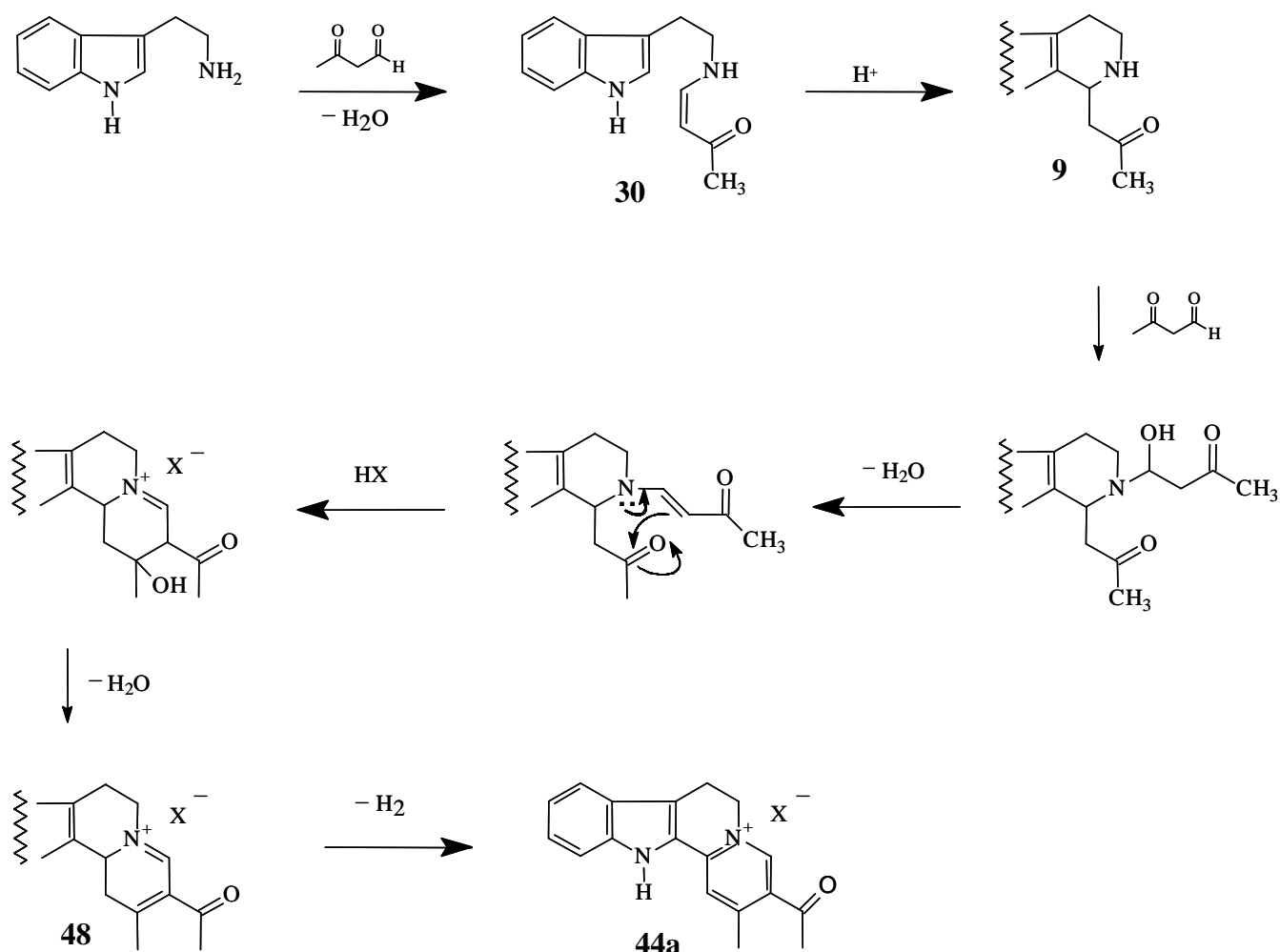
The 3,4-substitution pattern observed on the pyridinium ring of the quinolizinium salts excludes the initial formation of a pyridinium salt (with a 2,5-substitution pattern) before the cyclization that yields ring B of the benzoquinolizinium system or ring C of the indoloquinolizinium system.

One can explain the different substitution patterns of the pyridinium and quinolizinium salts on a mechanistic basis. In both cases an aminobutenone is formed that yields a carbanion like **47**, stabilized by extended conjugation.

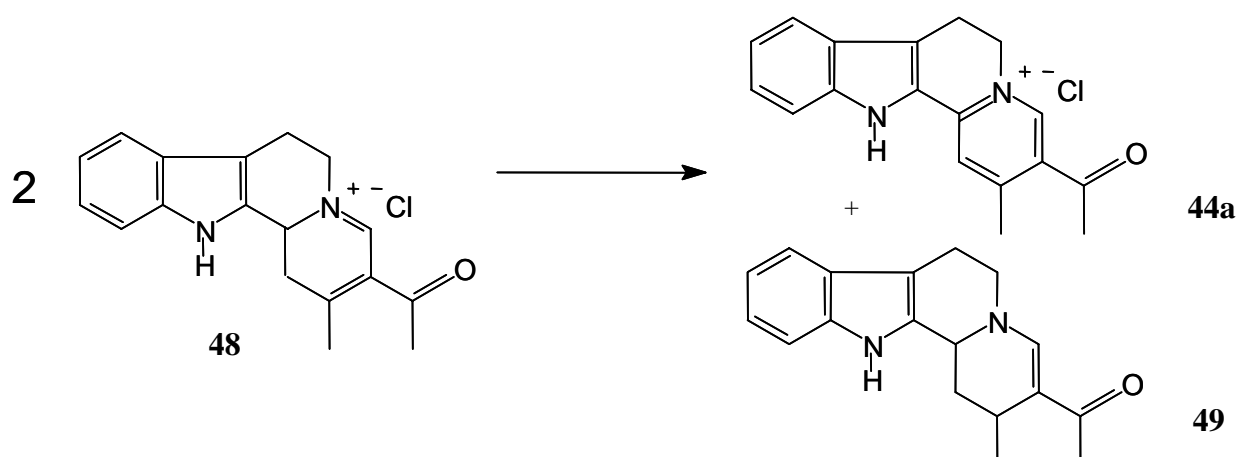


This carbanion, instead of the lone pair on nitrogen, attacks the most reactive carbonyl group in the second acetylacetaldehyde molecule participating in the reaction; that is the aldehyde group. This results in a 2,5-substitution pattern on the pyridinium salts (see above).

Both, tetrahydroisoquinolines and tetrahydro- $\beta$ -carbolines - generated through a Pictet-Spengler reaction on the corresponding aminobutenones - fail to form a sufficiently stabilized carbanion. In these cases the lone pair on nitrogen attacks the aldehyde carbonyl group on the second molecule of acetylacetaldehyde giving rise to the 3,4-substitution pattern on the pyridine ring formed. The formation of indoloquinolizinium salt (**44a**) illustrates this.

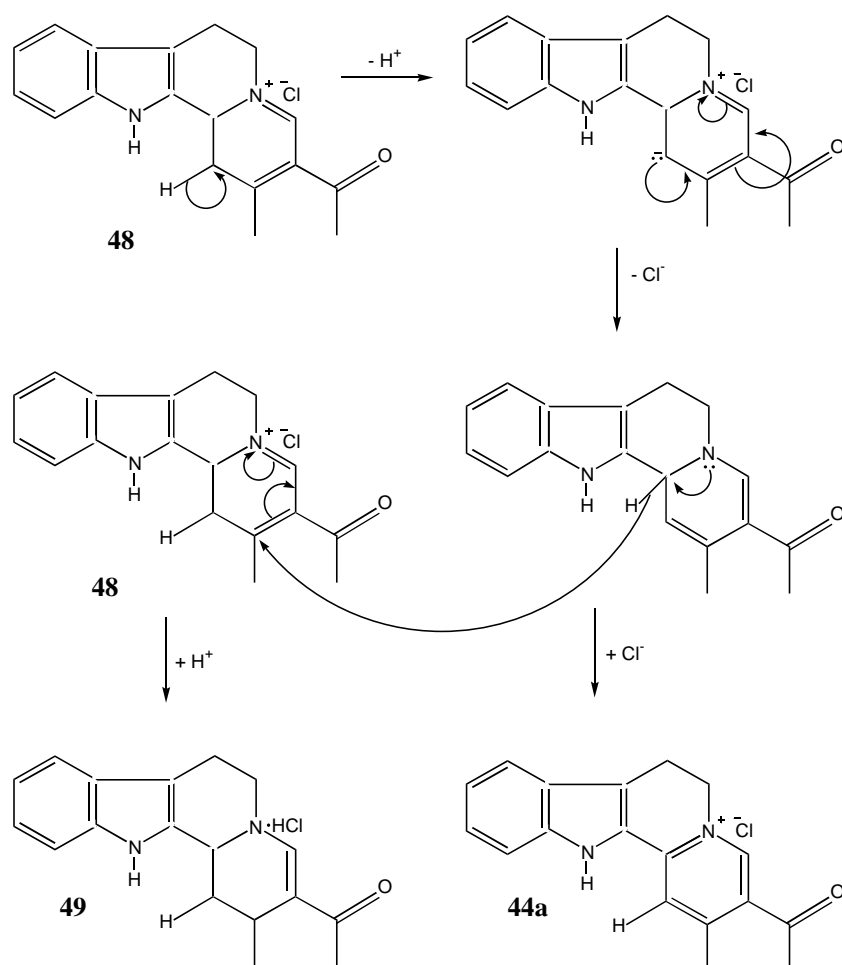


We emphasize that the formation of pyridinium salts from one amine molecule and two molecules of acetylacetaldehyde eliminates three molecules of water, while the formation of the quinolizinium salts requires the elimination of an additional hydrogen molecule. For this reason, we postulate a final disproportionation<sup>71</sup> step in the formation of the quinolizinium salts. Actually **44a** was isolated with a 38% yield and, in the same run, tetrahydropyridine (**49**) was isolated with a 12% yield.



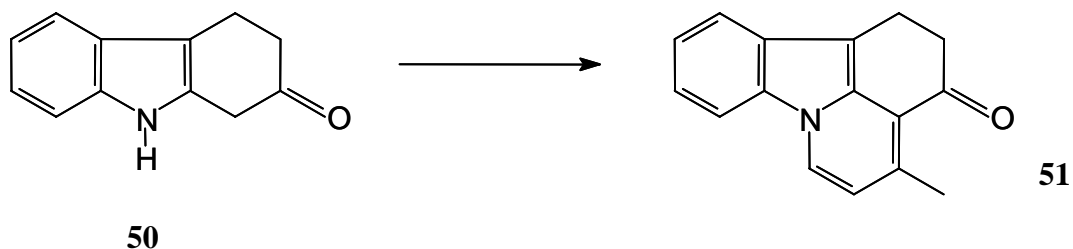
A disproportionation<sup>71</sup> of two molecules of **48**, a postulated intermediate of **44a**, should produce equimolar quantities of the indoloquinolinium salt and its analogue (**49**) with a tetrahydropyridine ring. Since the yield is not 1:1 (38% and 12% respectively), we assume that compound (**49**) undergoes further decomposition. The addition of a strong oxidizer (*o*-chloranil) to the reaction mixture of tryptamine hydrochloride with acetylacetaldehyde, increases the yield of **44a** from 38% to 69%, and it is no more possible to isolate compound (**49**).

Our postulated mechanism implies the formal transfer of a hydrogen molecule between two molecules of **48** as shown:



## 6. Other heterocycles

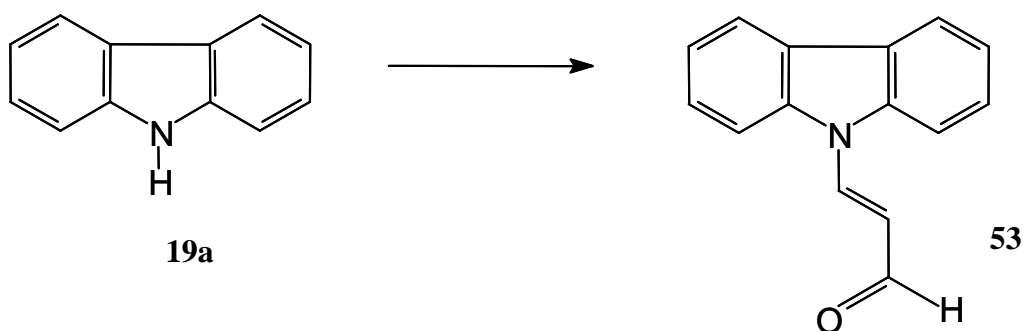
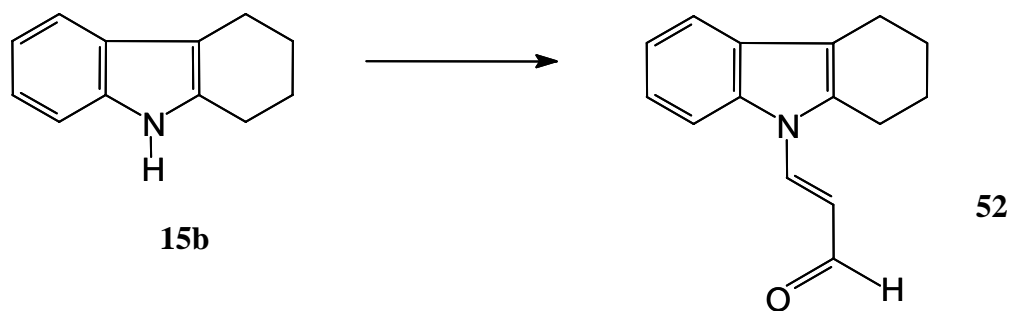
The tetracyclic compound (**51**) forms in the reaction of 2-ketotetrahydrocarbazole (**50**), with several derivatives of acetylacetaldehyde.<sup>17,18,72-74</sup>



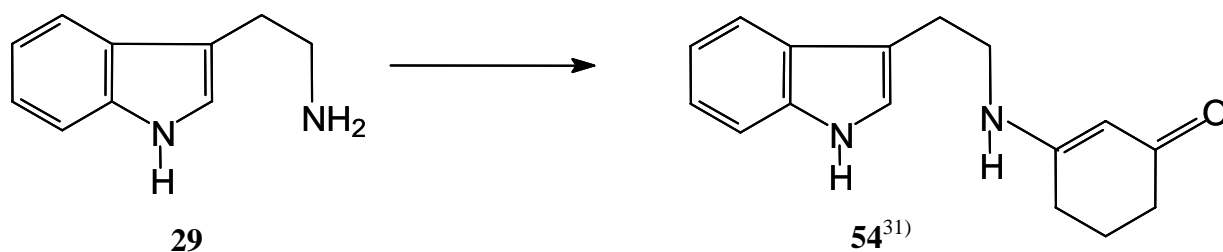
## III. REACTIONS WITH OTHER $\beta$ -DICARBONYL COMPOUNDS

### 1. With malonic dialdehyde derivatives

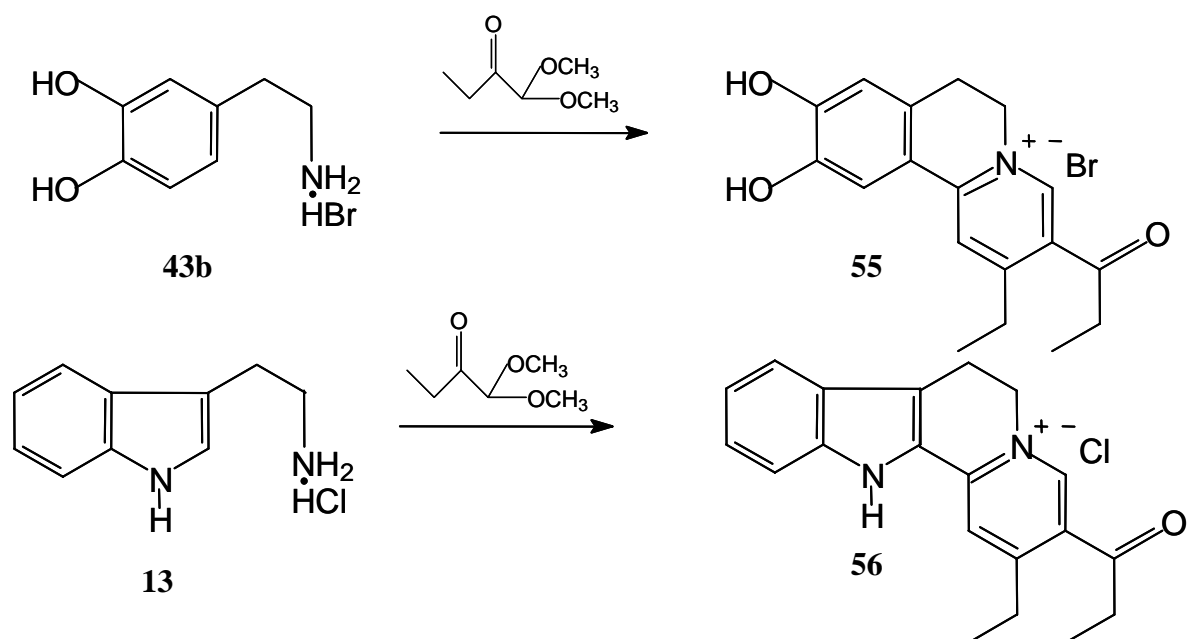
Similar to acetylacetaldehyde the malonic dialdehyde, in form of its triethyl acetal enol ether,<sup>18</sup> reacts with  $\alpha$ ,  $\beta$ -substituted indole compounds.



### 2. With dihydroresorcinol



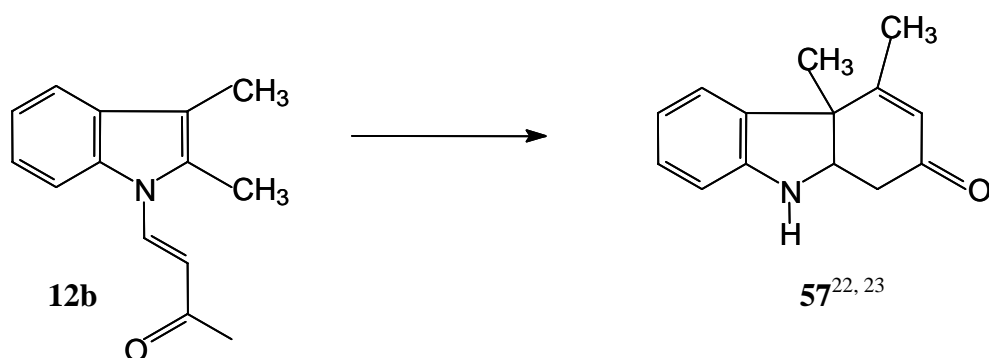
### 3. With 1,1-dimethoxypentan-3-one



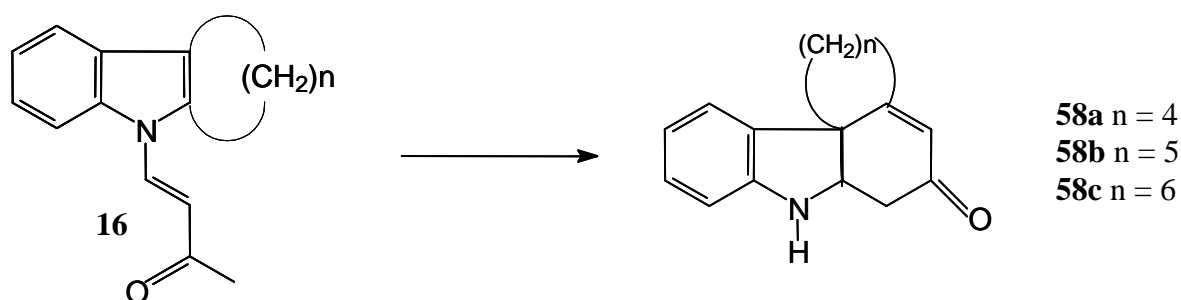
The formation of compounds (**55**) and (**56**) demonstrates the general applicability of the reactions between  $\beta$ -dicarbonyl compounds and biogenic amines, providing a useful reaction for the syntheses of benzoquinolizines and indoloquinolizines as possible intermediates in the synthesis of isoquinoline and indole alkaloids and their analogues.

#### IV. FURTHER TRANSFORMATIONS OF THE OBTAINED HETEROCYCLES

##### A. REARRANGEMENT AFTER *N*-KETOVINYLLATION ON THE INDOLE SYSTEM

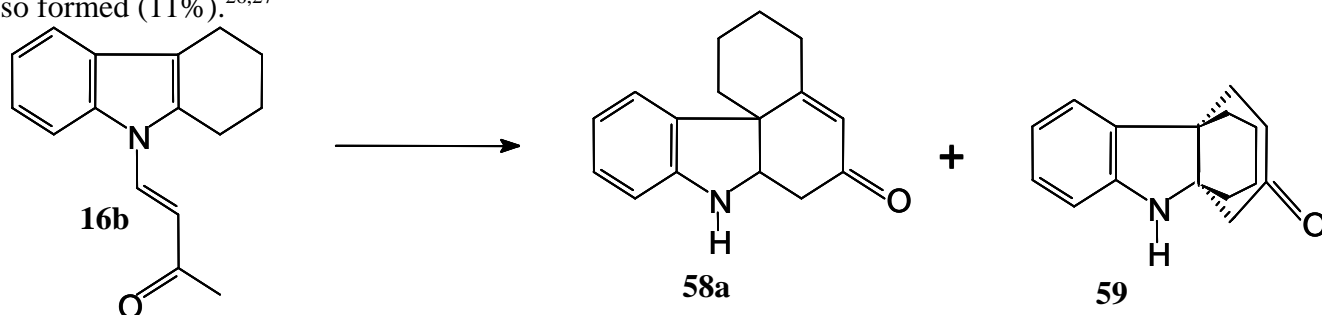


The rearrangement is also possible if there is a ring attached to the indole nucleus.<sup>22,23,26-28,49</sup>

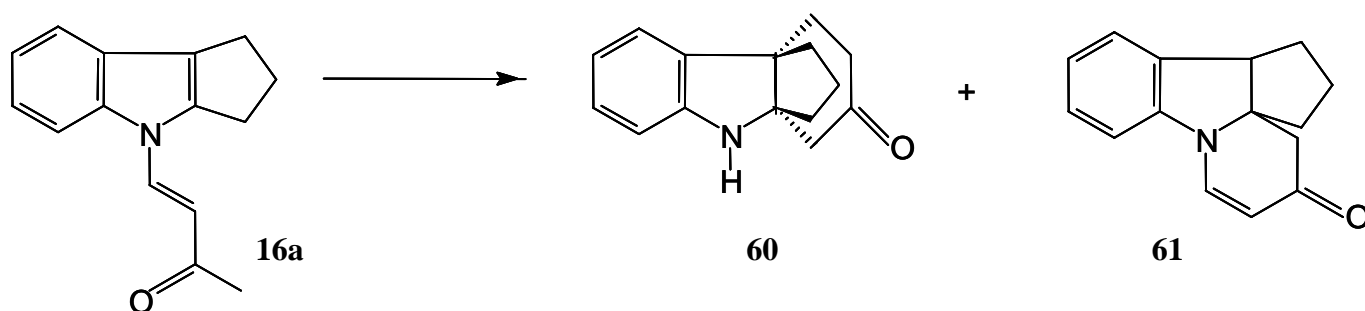




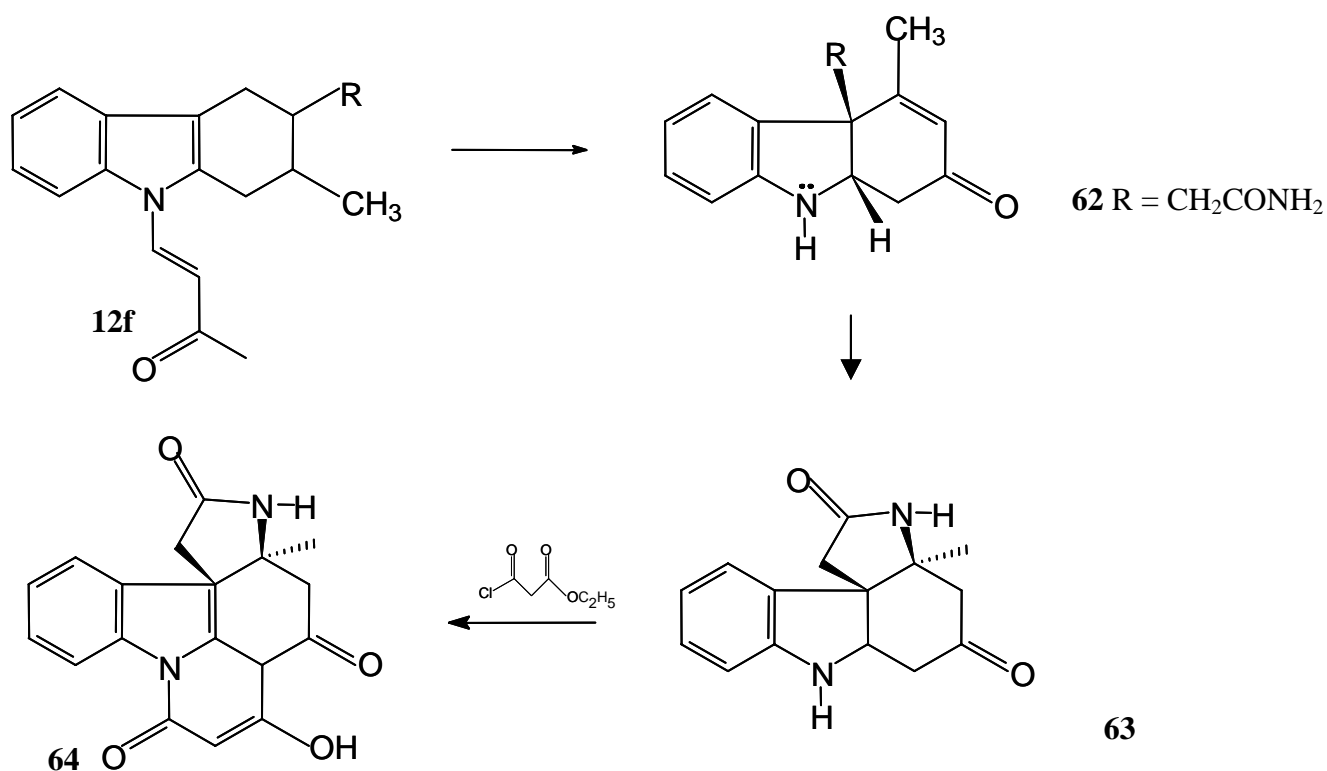
In the case of tetrahydrocarbazole (**16b**), besides the rearrangement product (71%), a propellane (**59**) is also formed (11%).<sup>26,27</sup>



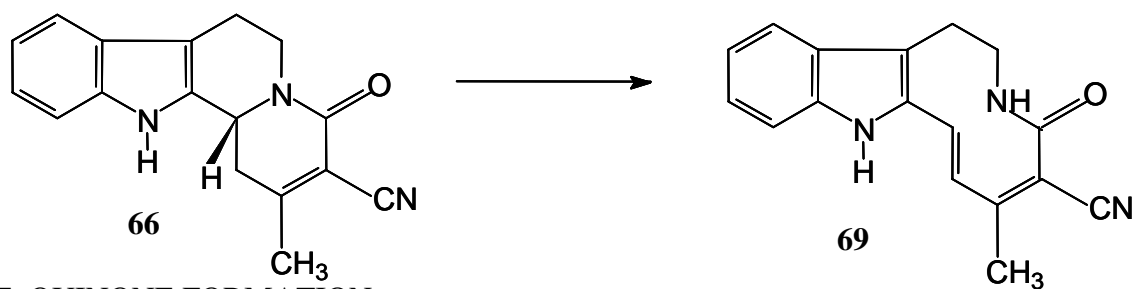
With cyclopentindole only the propellane (**60**) and a cyclization product (**61**) are isolated (low yield).<sup>26,27</sup>



Starting from the rearranged product (**62**) the synthesized pentacycle (**64**) can be an intermediate in the synthesis of indole alkaloids related to strychnine.<sup>23,24</sup>

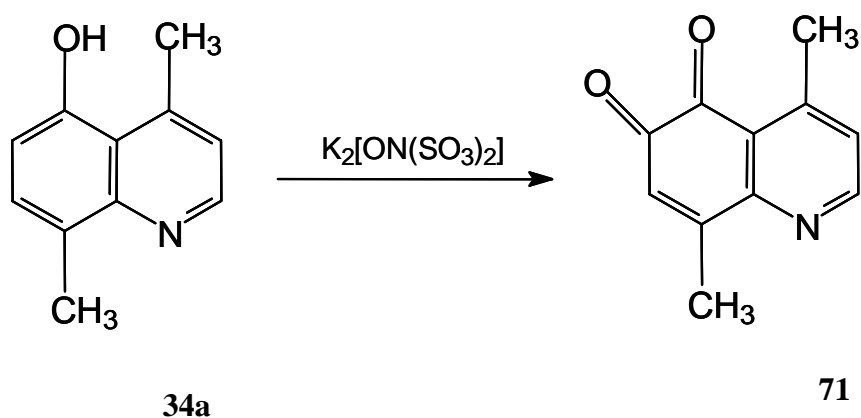
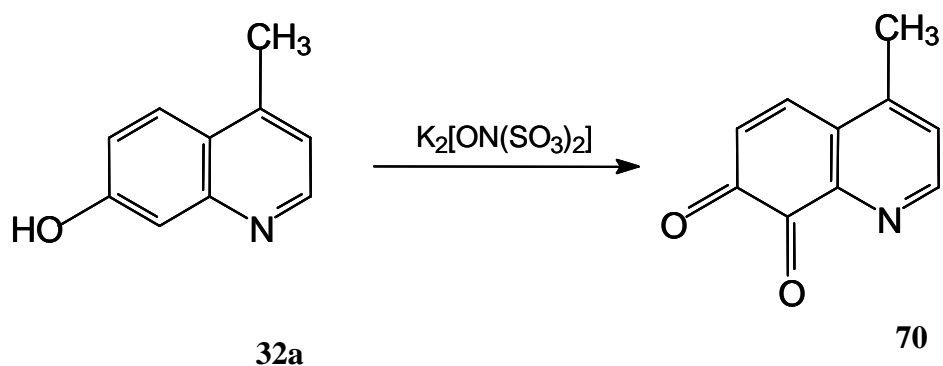


## B. INDOLE FORMATION AFTER *N*-KETOVINYLACTION OF AROMATIC AMINES<sup>19,29</sup>



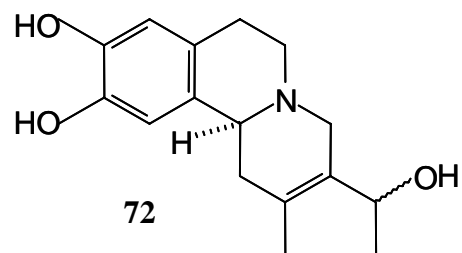
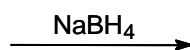
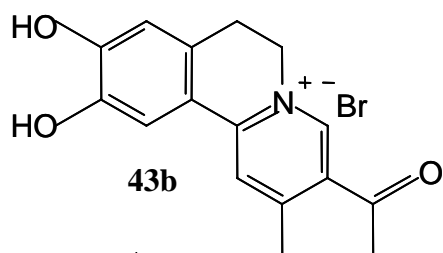
#### E. QUINONE FORMATION

5- And 7-hydroxyquinolines prepared by the afore mentioned method<sup>17</sup> allow the preparation of the corresponding *o*-quinones by Fremy-salt oxidation.

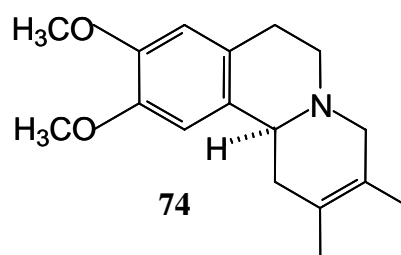
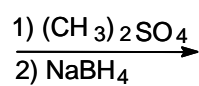
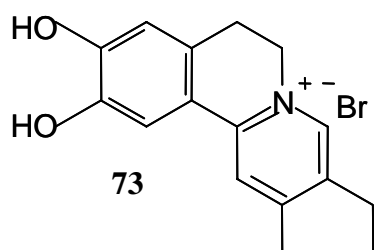


#### F. TRANSFORMATIONS OF BENZOQUINOLIZINIUM SALTS

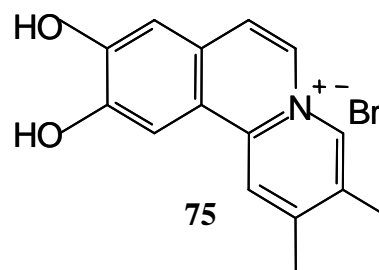
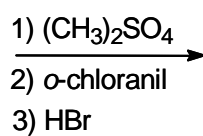
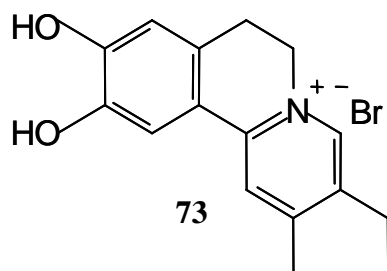
##### 1. Reductions<sup>40,52</sup>



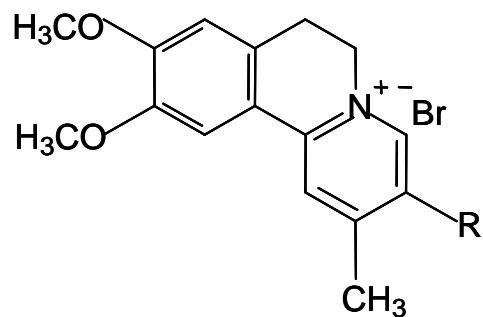
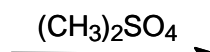
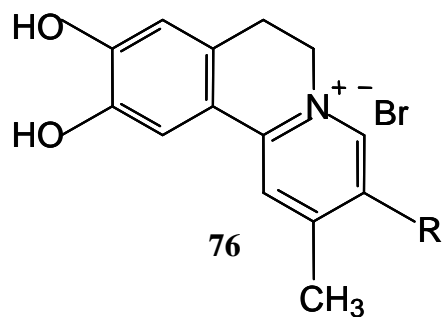
CLEMMENSEN



## 2. Oxidations<sup>40,52</sup>

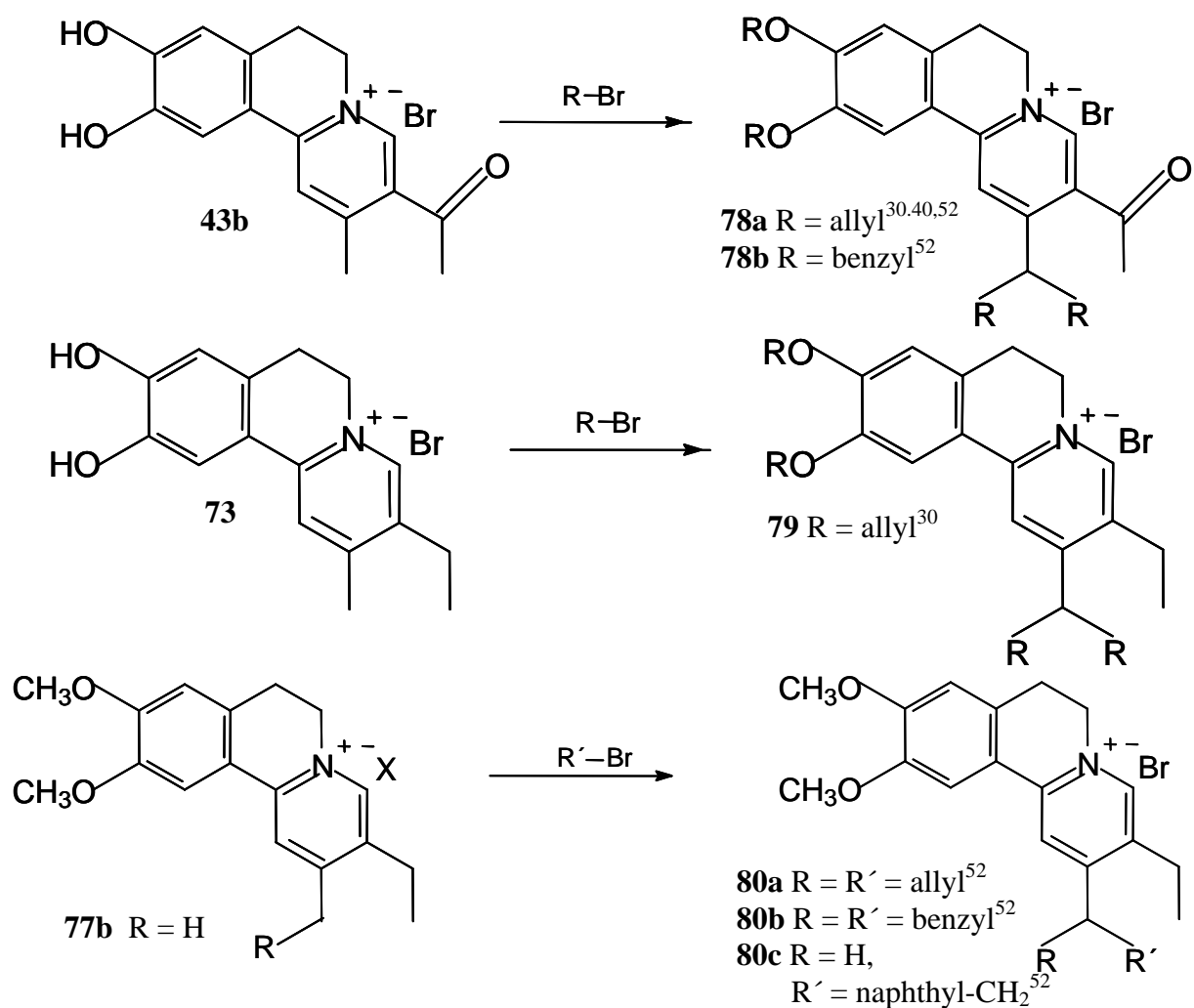


## 3. Alkylations

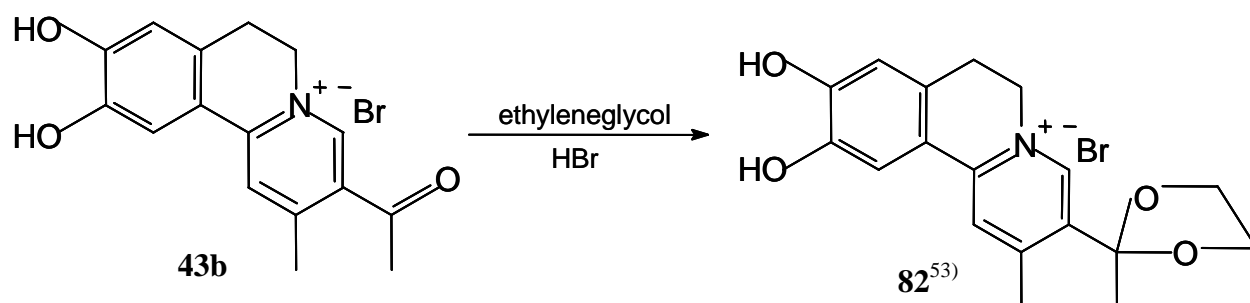
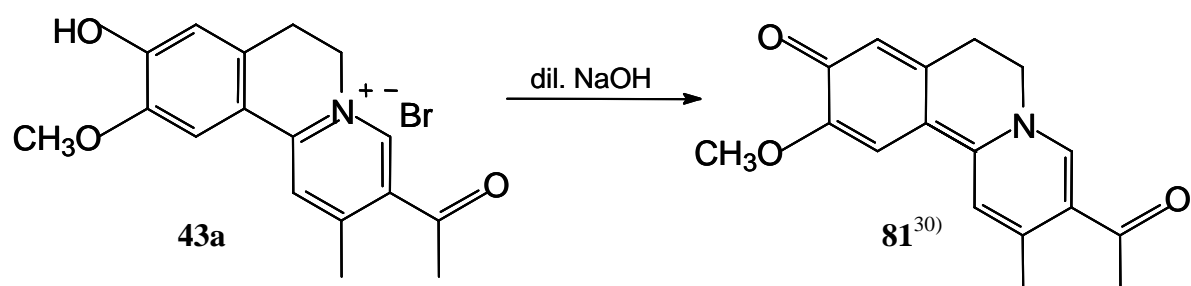


**77a** R = COCH<sub>3</sub><sup>40,52</sup>

**77b** R = CH<sub>2</sub>CH<sub>3</sub><sup>40,52</sup>

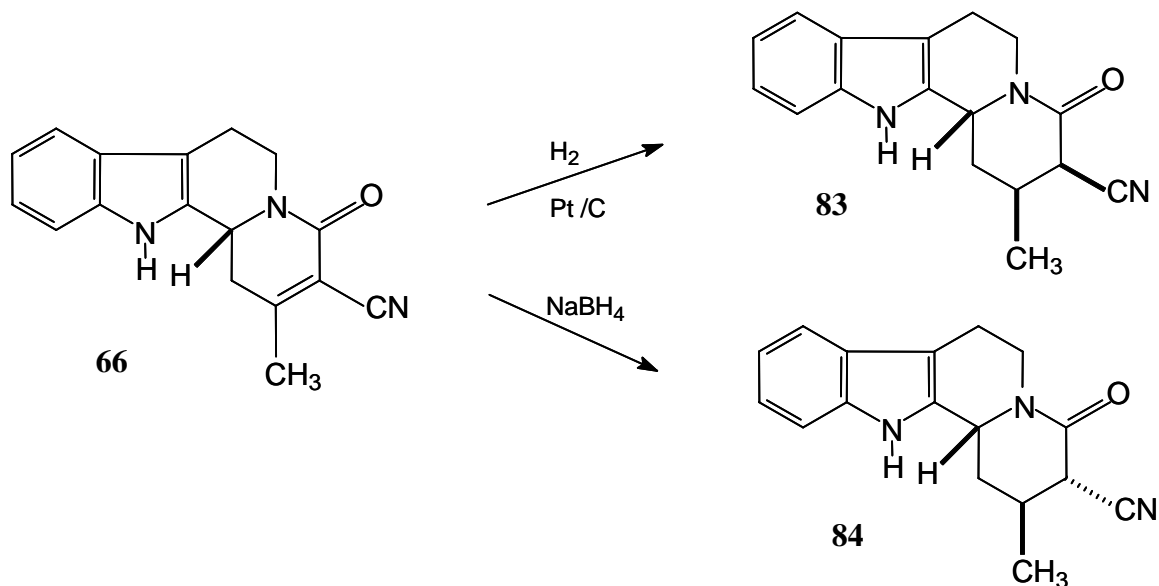


#### 4. Miscellaneous transformations



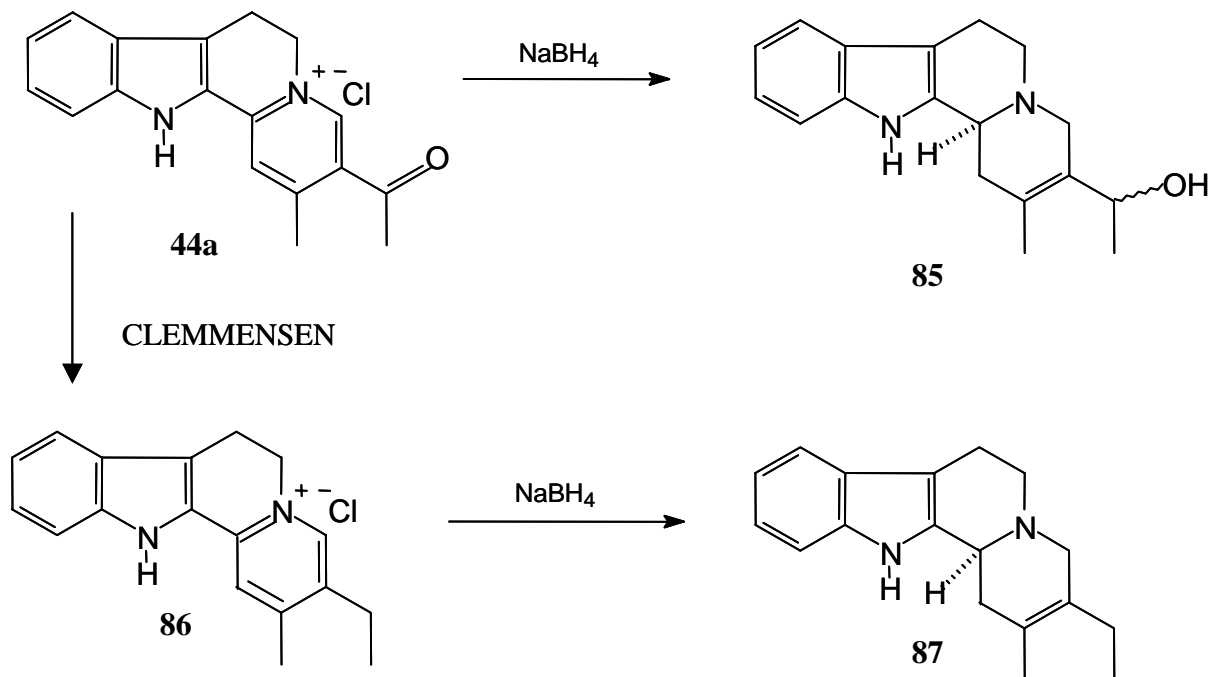
## G. TRANSFORMATIONS OF INDOLOQUINOLIZINIUM SALTS

### 1. Reductions



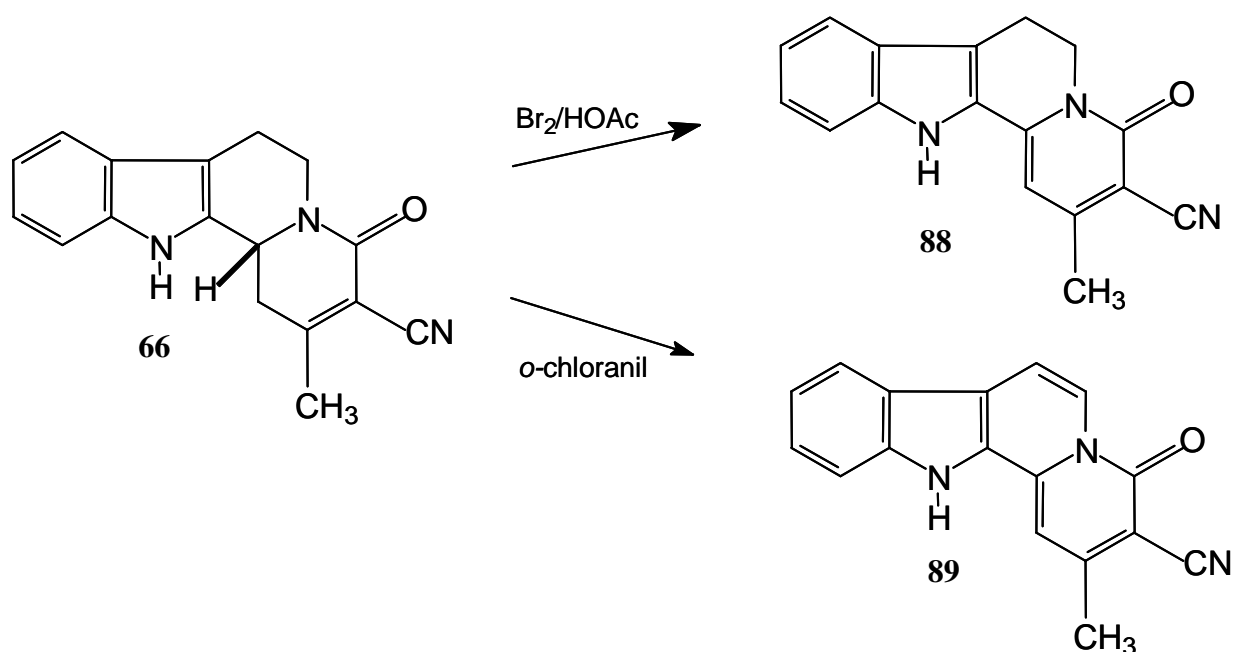
Both **83** and **84** are isolated as diastereomeric pairs.<sup>50</sup>

Contrary to the ring closure to **66** with *cis*-quinolizidine structure being formed, the boranate reduction of the indoloquinolizines derived from tryptamine and acetylacetaldehyde leads to a *trans*-quinolizidine structure.<sup>45</sup>

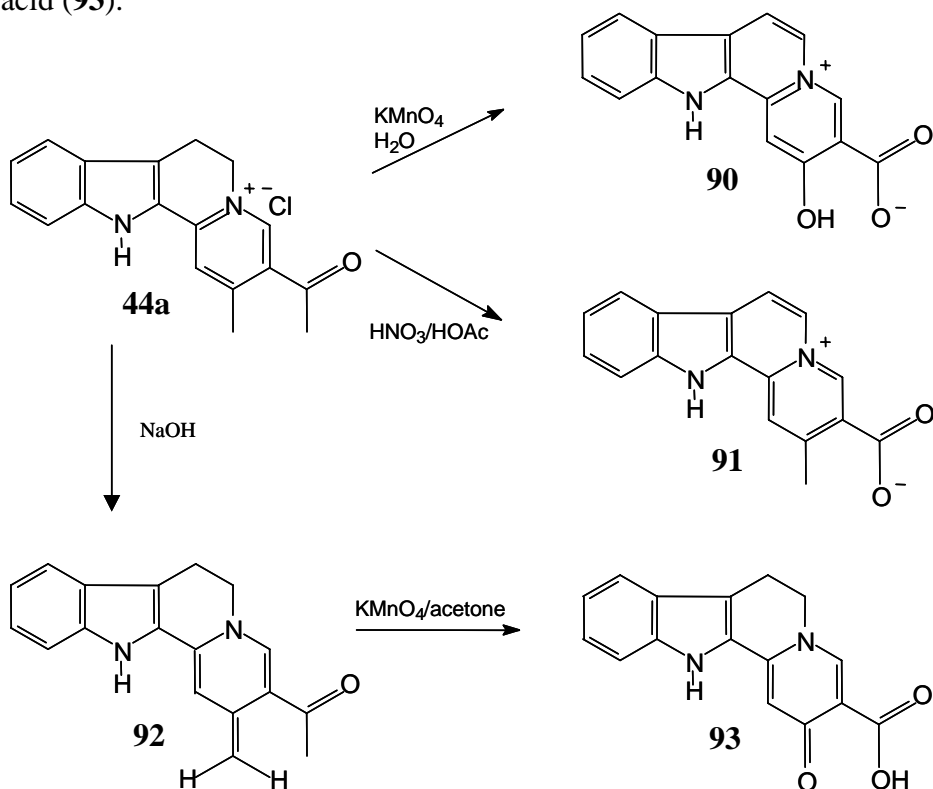


### 2. Oxidations and synthesis of flavoserpentine

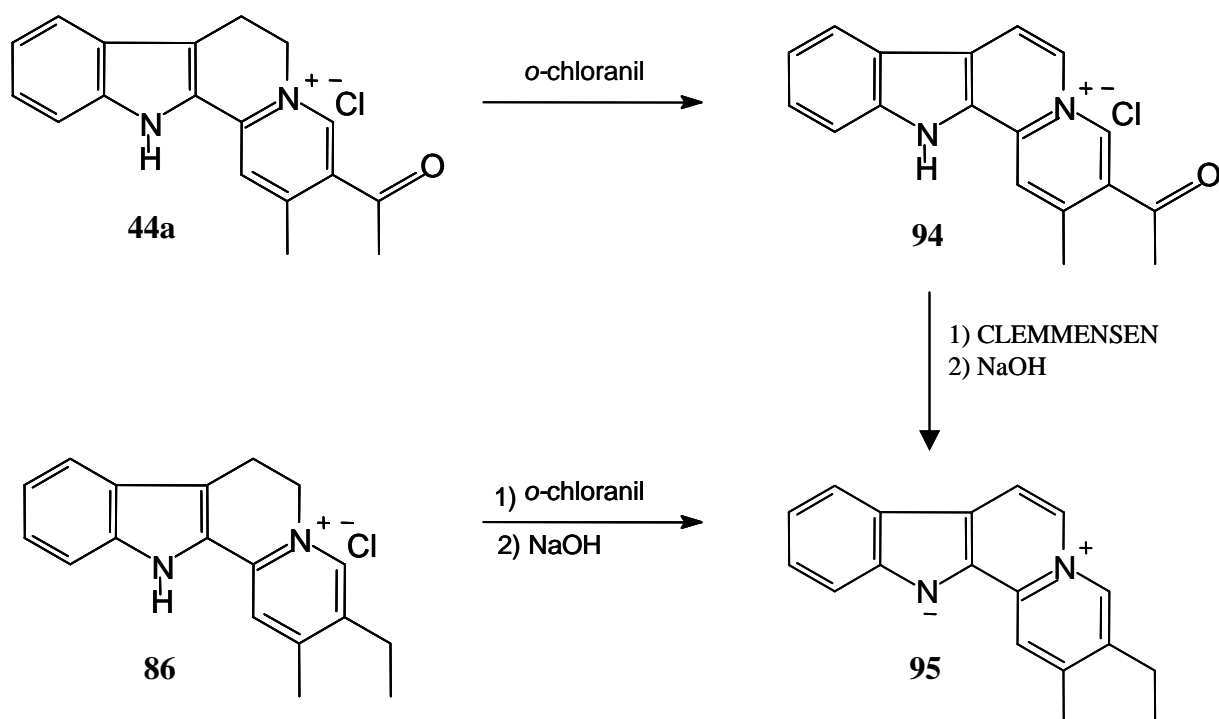
The tetrahydroindoloquinolizine (**66**) can stepwise be dehydrogenated by bromine or *o*-chloranil.<sup>50</sup>



On oxidation of **44a** in acidic solution with permanganate<sup>43</sup> or nitric acid<sup>45</sup> the acetyl side chain is degraded to carboxyl group yielding the zwitterionic compounds (**90** and **91**). If otherwise one oxidizes the corresponding base of **44a** with its pyridone-methide structure<sup>45</sup> (**92**) one obtains the non zwitterionic carboxy acid (**93**).



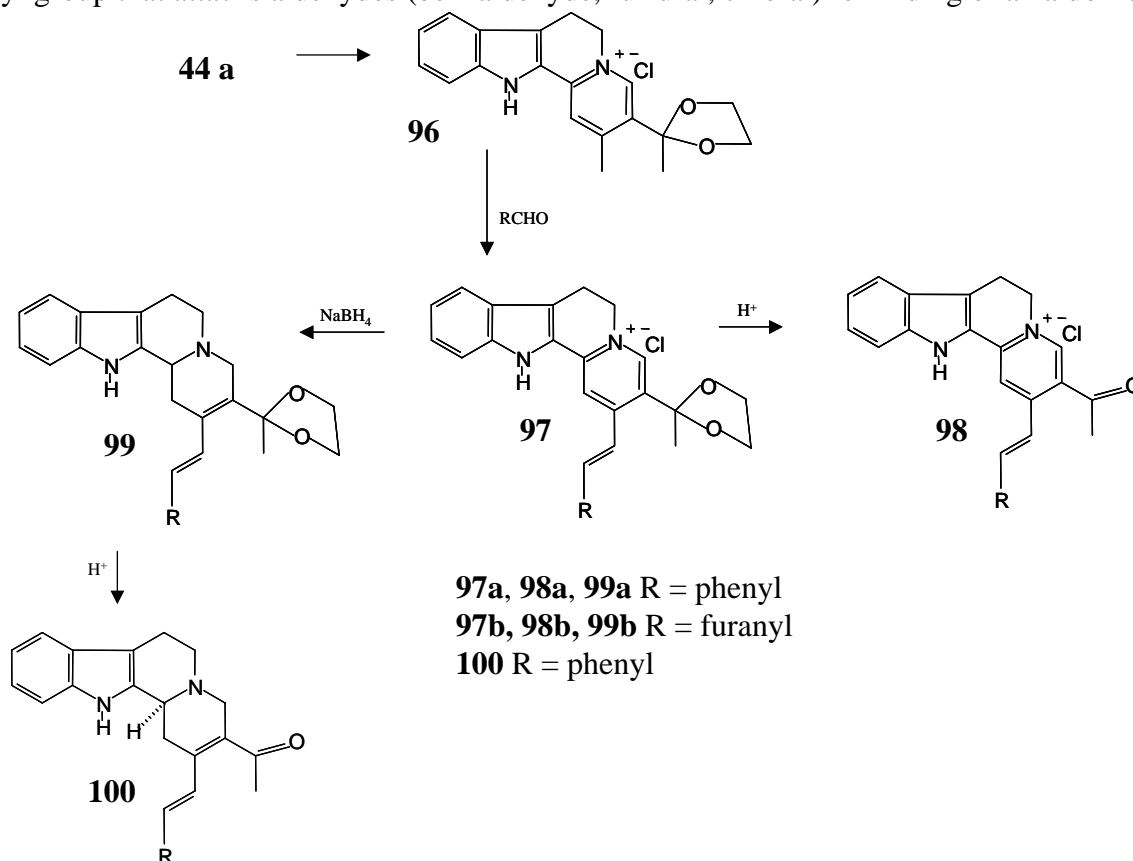
By combined dehydrogenation and Clemmensen reduction of the acetyl side chain the alkaloid flavoserpentine (**95**) is formed<sup>45</sup> from **44a**.



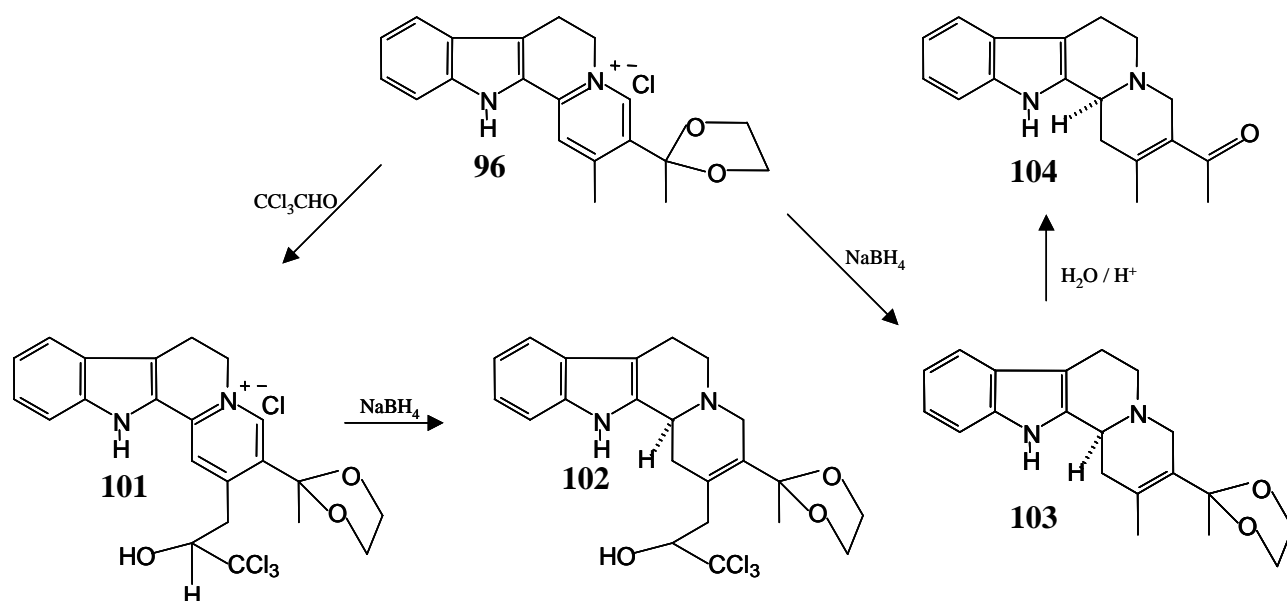
The intermediate (**94**) forms a flavoserpentine analogous zwitterion with sodium hydroxide.<sup>45</sup>

### 3. Transformations of ketals of indoloquinolizines

When the carbonyl group of **44a** is protected, like in ketal (**96**), it is possible to generate a carbanion in the methyl group that attacks aldehydes (benzaldehyde, furfural, chloral) reminding of an aldol reaction.<sup>53</sup>

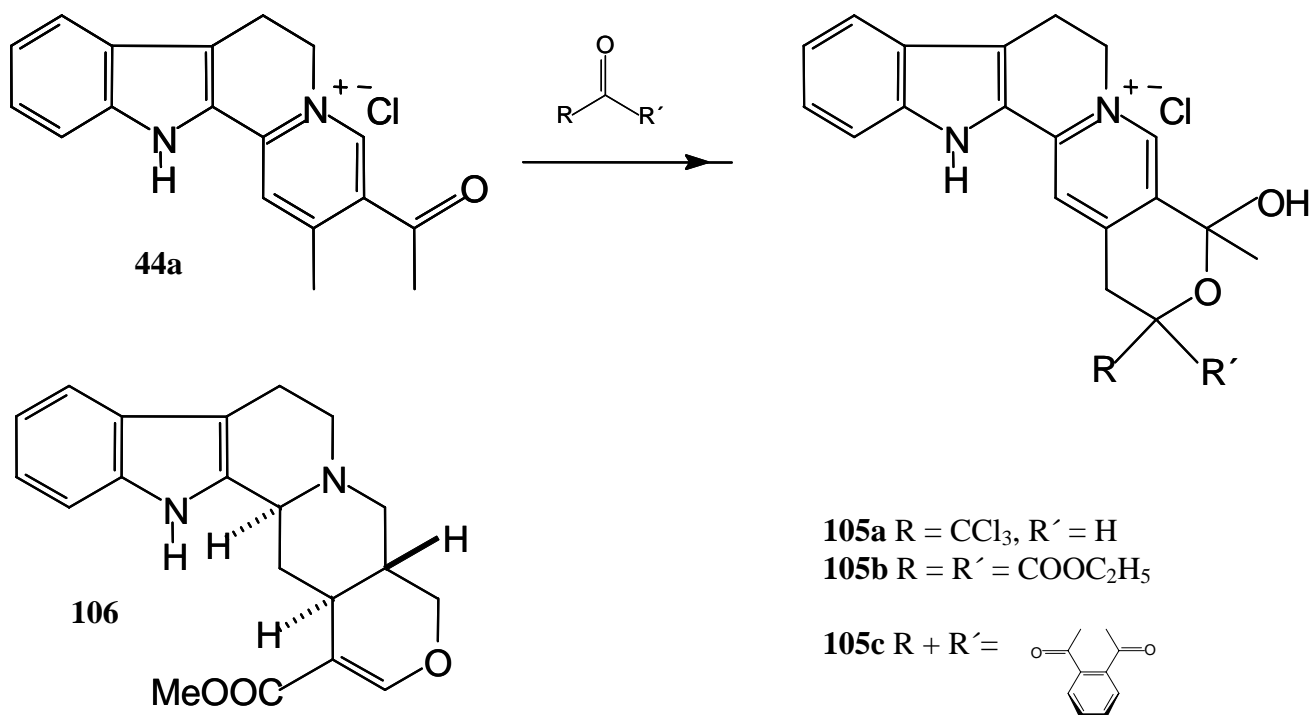






#### 4. Alkylations. Analogues of heteroyohimbane alkaloids

Reaction of **44a** with chloral, mesoxalic acid diethyl ester or ninhydrine leads, however, to a pentacyclic system (**105**) with a halfacetal structure<sup>53</sup> reminding of heteroyohimbane alkaloids, *e.g.*, ajmalicine (**106**).

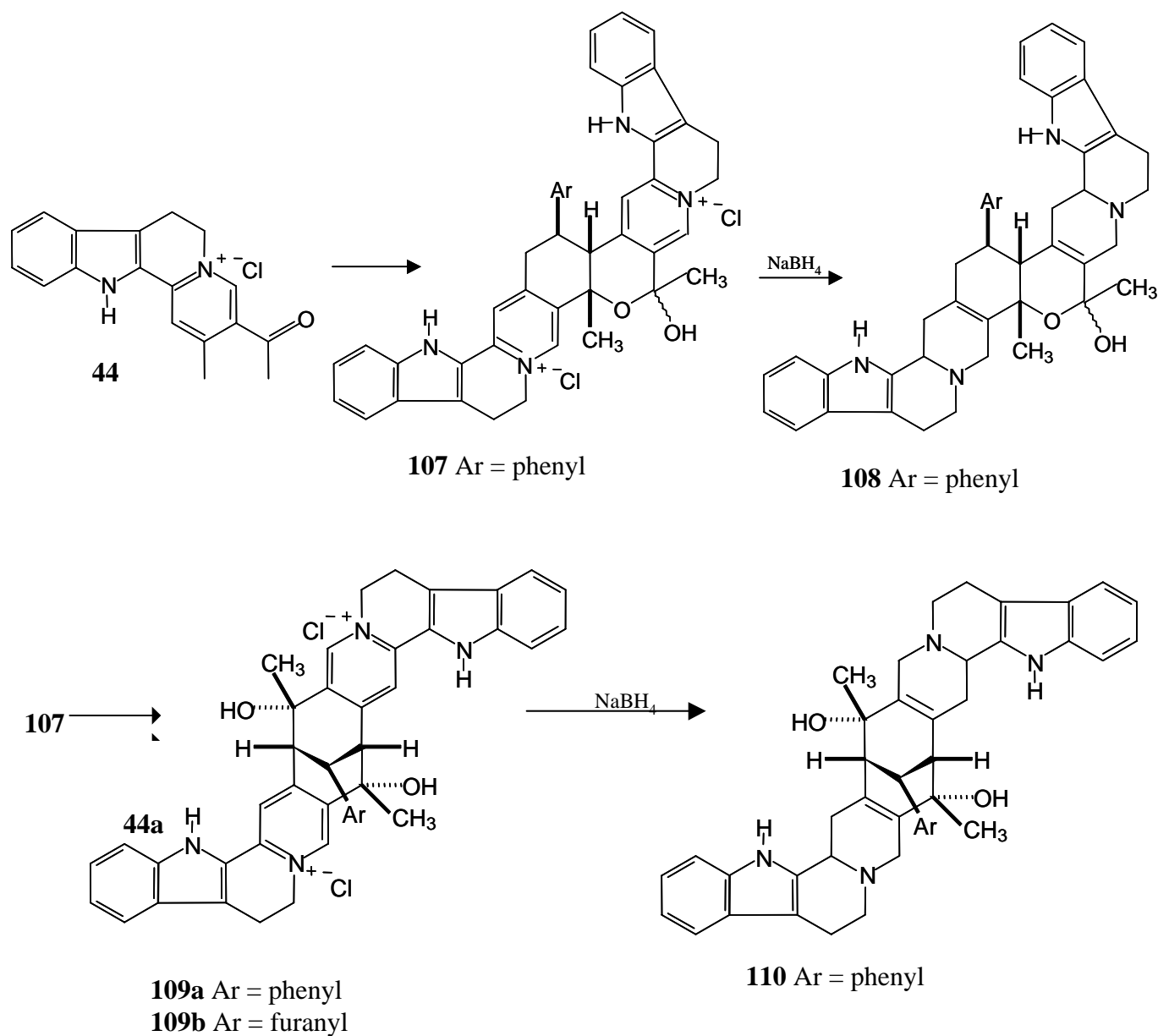


## 5. Dimerizations. Analogues of *bis*-indole alkaloids

The indoloquinolizine (**44a**) reacts in a remarkably different way with aromatic aldehydes when the carbonyl group is free and not protected by ketalization. The aldehyde then reacts with the ring-attached methyl group of two quinolizinium units forming a dimer (**107**) which is stabilized by intramolecular aldol and halfacetal ring closure.<sup>54-56</sup>

Is this dimer (**107**) heated for some time in methanol in the presence of piperidine, also the second carbonyl group reacts aldol like, giving up its halfacetal binding and the symmetrical ring of **109** with a bicyclic nonadiene system is formed.

Borane reduction of **107** and **109** reduced their pyridine rings (**108**, **110**).



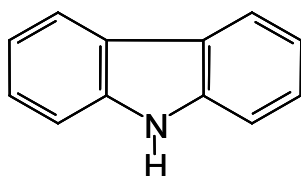
## V. POSSIBLE PHARMACOLOGICAL EFFECTS OF THE SYNTHESIZED COMPOUNDS

Quite a number of compounds of this review can be considered as synthetic precursors of isoquinoline and indole alkaloids.<sup>7,8</sup>

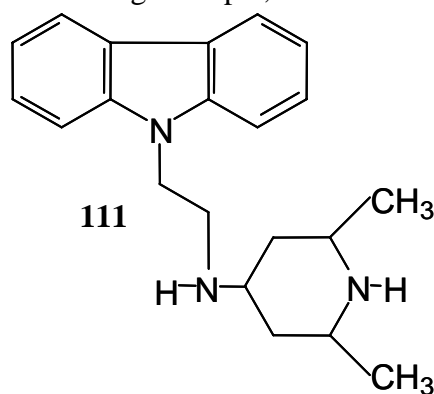
Well-known indole alkaloids show biological activity. Several therapeutic agents of current use proceed from natural products of this series or from some of their semisynthetic or synthetic counterparts.<sup>57</sup> Some possess structural analogies to various neuromediators. Therefore, they may act as agonists or antagonists of these mediators on some of their receptors. This type of mechanism can explain the use of various indole alkaloids as antiarrhythmic, antihypertensive or adrenergic blocking agents and for the improvement of cerebral circulation.<sup>75</sup> Other indole and related alkaloids show antimitotic and cytotoxic activities and find uses as anticancer and antimalarial agents.<sup>58</sup>

In this respect, the pharmacological properties of many of these compounds remain unknown. In the following sections we emphasize those which, by virtue of their structural relationship to known compounds, most likely possess pharmacological activity.

Compounds (**16**, **18**, **20**, **52** and **53**) present skeletons related to carbazole (**19a**). Many carbazole derivatives show antimicrobial properties, antitumor and antiviral activity as well as cardiovascular and central nervous system activity.<sup>59</sup> Rincazole (**111**) is an interesting example, as a novel neuroleptic and antipyretic agent.<sup>60</sup>

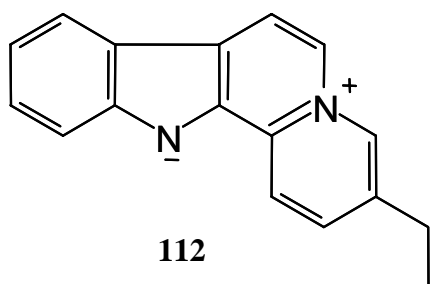


**19a**

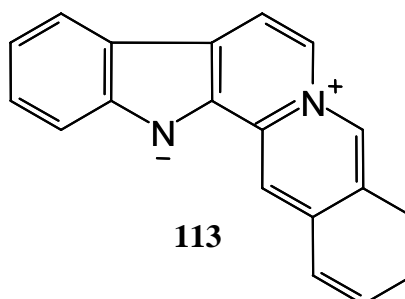


**111**

Indoloquinolizines (**44**, **46**, **56**, **86**, **95-97**, **98**, **101**, **105**) are specially interesting. These compounds could have antitumor activity in their form of the zwitterions, reminding of the activity found by Beljanski<sup>61-63</sup> for flavopereirine (**112**) and sempervirine (**113**).

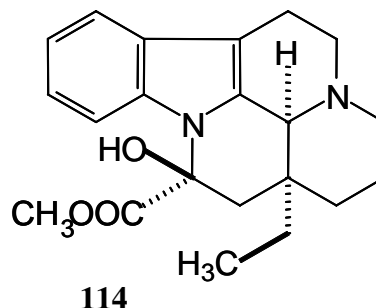
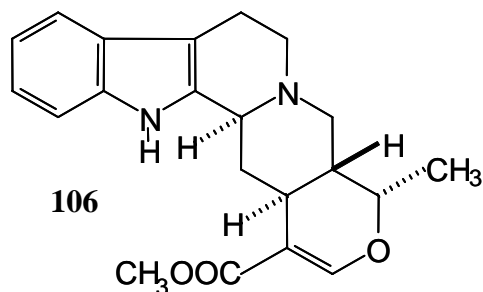


**112**

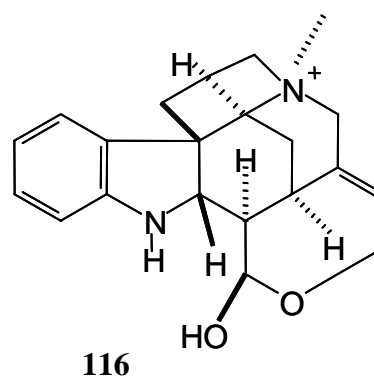
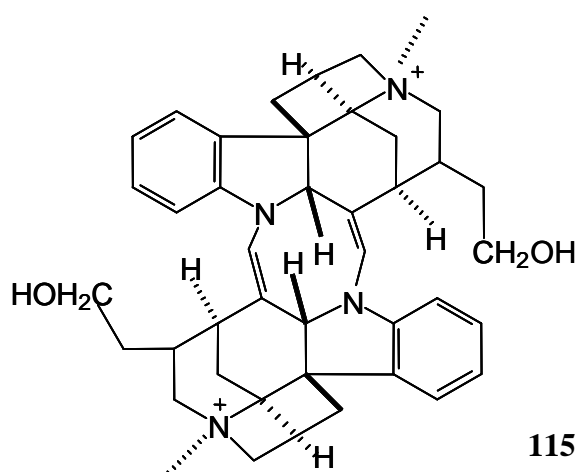


**113**

Compounds (**105**) can be considered ajmalicine (**106**) analogues and may act as cerebral blood-flow-increasing drugs, like vincamine (**114**).<sup>64</sup>



Dimeric compounds (**107-110**) could act as muscle relaxant.<sup>65-67</sup> The development of this type of drug is based on the discovery of the alkaloids contained in *Calabash curare*,<sup>68</sup> e.g., C-Toxiferine (**115**), derived by dimerization of the Wieland-Gumlich aldehyde (**116**).



Usually, we can believe that a compound can act as a muscle relaxant if it shows the following structural features:

- a) ammonium, e.g., quaternary nitrogen.
- b) *bis*-, rather than monoquaternary structures.
- c) a distance between the two quaternary nitrogens of about 1.1 nm, roughly corresponding to 10 carbon atoms.<sup>69</sup>

The indoloquinolizine dimers (**109**) fulfill approximately the previously mentioned requirements, because of the bicyclononadiene system separating the two essential quaternary nitrogens.<sup>70</sup>

In the case of these dimers one also has to think of a possibility of antitumor properties in view of the activity of the *bis*-indole alkaloids vinblastine and vincristine.<sup>65, 66</sup>

## REFERENCES

7. L. Claisen and N. Stylos, *Ber.*, 1888, **21**, 1144.
8. W. Franke and R. Kraft, *Angew. Chem.*, 1955, **67**, 395.
9. S. A. Kozmin and V. H. Rawal, *J. Am. Chem. Soc.*, 1998, **120**, 13523; M. Ono, N. Yoshida, Y. Kokubu, E. Sato, and A. Hiroyuki, *Chem. Pharm. Bull.*, 1997, **45**, 1428; S. A. Kozmin and V. H. Rawal, *J. Am. Chem. Soc.*, 1997, **119**, 7165; S. A. Kozmin and V. H. Rawal, *J. Org. Chem.*, 1997, **62**, 5252; T. Butz and J. Sauer, *Tetrahedron: Asymmetry*, 1997, **8**, 703; M. T. Burger and W. C. Still, *J. Org. Chem.*, 1996, **61**, 775; J. Alcazar, I. Almena, M. Begtrup, and A. De la Hoz, *J. Chem. Soc., Perkin Trans. I*, 1995, 2773; P. Rosenmund, M. Hosseini-Merescht, and C. Bub, *Liebigs Ann. Chem.*, 1994, 151; W. Franke, R. Kraft, and K. Kosswig, 'Neuere Methoden der Präparativen Organischen Chemie: Über Synthesen mit Acetessigaldehyd,' Vol. II, ed. by W. Foerst, Verlag Chemie, Weinheim, 1960, pp.1-19.
4. W. Franke and J. Küther, *Fette, Seifen, Anstrichmittel*, 1980, **82**, 82; W. Franke and R. D. Henkler, *Ibid.*, p. 172; W. Franke, R. D. Henkler, and J. Küther, *Ibid.*, p. 370.
5. S. A. Kozmin and V. H. Rawal, *J. Am. Chem. Soc.*, 1999, **121**, 9562; S. A. Kozmin and V. H. Rawal, *J. Org. Chem.*, 1999, **64**, 3039; S. Danishefsky, Ch.-F. Yan, R. K. Singh, R. B. Hammill, P. M. McCurry, N. Fritsch, and J. Clardy, *J. Am. Chem. Soc.*, 1979, **101**, 7001.
6. T. A. Morgan and B. Ganem, *Tetrahedron Lett.*, 1980, **21**, 2773.
7. G. A. Cordell, J. E. Saxton, M. Shamma, and G. F. Smith; 'Dictionary of Alkaloids,' Chapman and Hall, London and New York, 1989.
8. L. F. Tietze, Y. Zhou, and E. Töpken, *Eur. J. Org. Chem.*, 2000, 2247; P. G. Waterman, 'Methods in plant biochemistry: alkaloids and sulphur compounds,' Vol. 8, ed. by P. M. Dey and J. B. Harborne, Academic Press, Inc., London, 1993.
9. A. I. Scott, 'Alkaloids: biosynthesis of indole alkaloids,' Vol. 9, MTP International Review of Sciences, Series one, Butterworths, London, 1973, pp. 105-141.
10. G. A. Cordell, *Lloydia*, 1974, **37**, 219.
11. J. P. Kutney, *Nat. Prod. Rep.*, 1990, **7**, 85.
12. A. R. Katritzky, *J. Heterocycl. Chem.*, 1994, **31**, 569; S. F. Martin, *Ibid.*, 679; V. Snieckus, 'Survey of Progress in Chemistry: heterocyclic compounds in alkaloid synthesis,' Vol. 9, Academic Press, Inc., London, 1980, pp. 121-267.
13. E. W. Baxter and P. S. Mariano, 'Alkaloids; Chemical and Biological Perspectives: recent advances in

the synthesis of yohimbine alkaloids,' Vol. 8, ed. by W. Pelletier, Springer Verlag, Berlin and New York, 1992, pp. 197-318; C. Szántay, G. Blaskó, K. Honti, and G. Dörnyei, 'The Alkaloids: corynantheine, yohimbine and related alkaloids,' Vol. 27, ed. by A. Brossi, Academic Press, Inc., London, 1986, pp. 131-410; M. Shamma, 'Chemistry and Pharmacology in Organic Chemistry: the isoquinoline alkaloids,' Vol. 25, ed. by A. T. Blomquist and H. Wassermann, Academic Press, Inc., London, 1972.

14. A. E. Pohland and W. R. Benson, *Chem. Rev.*, 1966, **66**, 161.
15. M. I. Rybinskaya, A. N. Nesmeyanov, and N. K. Kochetkov, *Russian Chem. Rev.* (eng. trans. Of *Uspekhi Khimii*), 1969, **38**, 433.
16. R. Gipp, 'Methoden der Organischen Chemie,' Vol. 7/2c (Part III), Georg Thieme Verlag, Stuttgart, 1977, pp. 2432-2484; R. Gipp; *Ibid.*, Vol. 7/2a (Part I), 1973, pp. 480-492.
17. H. -J. Teuber, *Angew. Chem.*, 1962, **74**, 161.
18. H. -J. Teuber, D. Cornelius, and H. Pfaff, *Chem. Ber.*, 1963, **96**, 2617.
19. H. -J. Teuber and G. Schmitt, *Tetrahedron Lett.*, 1971, 4911.
20. W. E. Noland and J. E. Johnson, *Tetrahedron Lett.*, 1962, 589.
21. H. -J. Teuber and R. Quintanilla-Licea, *J. prakt. Chem.*, 1994, 452.
22. H. -J. Teuber, U. Reinehr, and D. Cornelius, *Tetrahedron Lett.*, 1965, 1703.
23. H. -J. Teuber and U. Reinehr, *Abh. Deut. Akad. Wiss. Berlin, Biochem. Physiol. Alkaloide*, Int Symp. 4<sup>th</sup>, 1972, 373 (*Chem. Abstr.*, 1972, **77**, 140358n).
24. H. -J. Teuber, K. Schumann, U. Reinehr, and A. Gholami, *Liebigs Ann. Chem.*, 1983, 1744.
25. H. -J. Teuber, O. Glosauer, and U. Hochmuth, *Chem. Ber.*, 1964, **97**, 557.
26. H. -J. Teuber, A. Gholami, H. -J. Bader, and U. Reinehr, *Tetrahedron Lett.*, 1978, 3089.
27. H. -J. Teuber, A. Gholami, U. Reinehr, and H. -J. Bader, *Liebigs Ann. Chem.*, 1979, 1048.
28. H. -J. Teuber, A. Gholami, and U. Reinehr, *Liebigs Ann. Chem.*, 1981, 152.
29. H. -J. Teuber and G. Emmerich, *Tetrahedron Lett.*, 1970, 4069.
30. H. -J. Teuber and H. -C. Jochum, *Chem. Ber.*, 1967, **100**, 2930.
31. H. -J. Teuber, *Angew. Chem.*, 1965, **77**, 224.
32. B. A. Shainyan and A. N. Mirskova, *Russian Chem. Rev.* (engl. trans. of *Uspekhi Khimii*), 1979, **48**, 107; K. Bowden, E. A. Braude, E. R. H. Jones, and C. L. Weedon, *J. Chem. Soc.*, 1946, 45.
33. H. Böhme, G. Berg, and, H. Schneider, *Arch. Pharm.* (Weinheim), 1964, **297**, 321.
34. Jee-Young H. Chu, B. S. R. Murty, and L. Fedor, *J. Am. Chem. Soc.*, 1976, **98**, 3632; G. Büdni, K. E.

- Matsumoto, and H. Nishimura, *J. Am. Chem. Soc.*, 1971, **93**, 3299.
35. E. Thielpape, *Ber.*, 1922, **55**, 127.
36. F. Mietzsch, H. Andersag, and H. Mauss (Farbenfabrik Bayer Akt. Ges.), German Patent 1 017 613, (Cl.12p), 1957 (*Chem. Abstr.*, 1961, **55**, 579d).
37. H. -J. Teuber, G. Wenzel, and U. Hochmuth, *Chem. Ber.*, 1963, **96**, 1119.
38. H. -J. Teuber, Abh. Deut. Akad. Wiss. Berlin, Biochem. Physiol. Alkaloide, Int. Symp. 3<sup>th</sup>, 1966, 487 (*Chem. Abstr.*, 1967, **66**, 112299y).
39. H. -J. Teuber, *Angew. Chem.*, 1964, **76**, 534.
40. H. -J. Teuber and D. Laudien, *Chem. Ber.*, 1967, **100**, 35.
41. E. Benary and H. Psille, *Ber.*, 1924, **57**, 828.
42. K. Hohenlohe-Oehringen, *Monatsheft. Chem.*, 1962, **93**, 586.
43. H. -J. Teuber and U. Hochmuth, *Tetrahedron Lett.*, 1964, 325.
44. H. -J. Teuber and U. Hochmuth, German patent 1 190 001, (Cl. C07d), 1965 (*Chem. Abstr.*, 1965, **63**, P605a).
45. H. -J. Teuber, R. Quintanilla-Licea, and T. Raabe, *Liebigs Ann. Chem.*, 1988, 1111.
46. R. Quintanilla-Licea, V. Rosas-García, E. Villarreal-Platas, W. Sariñana-Toledo, N. Waksman and A. Caballero, ECHET 98: Electron. Conf. Heterocycl. Chem. [computer optical disk] 1998, 234.  
<http://www.ch.ic.ac.uk/ectoc/echet98/pub/050> (*Chem. Abstr.*, 1999, **131**, 286156a).
47. A. W. M. Lee, W. H. Chan, Yi Tao, and Yu Kai Lee, *J. Chem. Soc., Perkin Trans. I*, 1994, 477; P. D. Bailey and N. R. Mclay, *J. Chem. Soc., Perkin Trans. I*, 1993, 441; T. Hudlicky, T. M. Kutchan, G. Shen, V. E. Sutliff, and C. J. Coscia, *J. Org. Chem.*, 1981, **46**, 1738; R. N. Schut; *Chem. Ind.* (London), 1960, 1246; W. M. Whaley and T. R. Govindachari, *Org. React.*, 1951, **6**, 151; A. Pictet and T. Spengler, *Ber.*, 1911, **44**, 2030.
48. R. Quintanilla-Licea and H. -J. Teuber, *Arch. Pharm. (Weinheim)*, 1992, 557.
49. H. -J. Teuber, A. Gholami, U. Reinehr, and E. Paulus, *Liebigs Ann. Chem.*, 1981, 569.
50. H. -J. Teuber and G. Emmerich, *Tetrahedron Lett.*, 1971, 1459.
51. J. Y. Laronze, J. Laronze, J. L. Levy, and J. LeMen, *Ann. Pharm. franc.*, 1978, **36**, 43.
52. H. -J. Teuber and K. D. Schröder, *Chem. Ber.*, 1969, **102**, 1779.
53. H. -J. Teuber and R. Quintanilla-Licea, *Liebigs Ann. Chem.*, 1989, 443.
54. H. -J. Teuber, R. Quintanilla-Licea, and J. W. Bats, *Liebigs Ann. Chem.*, 1989, 1029.
55. J. W. Bats, R. Quintanilla-Licea, and H. -J. Teuber, *Acta Cryst.*, 1990, **C46**, 2224.
56. H. -J. Teuber, R. Quintanilla-Licea, and J. W. Bats, *Liebigs. Ann. Chem.*, 1992, 1251.

57. L. F. Tietze, H. Schirok, M. Wöhrmann, and K. Schrader, *Eur. J. Org. Chem.*, 2000, 2433; B. Testa, E. Kyburz, W. Fuhrer, and R. Giger, 'Perspectives in Medicinal Chemistry,' Verlag Helvetica Chimica Acta, Basel, 1993.
58. M. A. Naylor, E. Swann, S. E. Everett, M. Jaffar, J. Nolan, N. Robertson, S. D. Lockyer, K. B. Patel, M. F. Dennis, M. R. L. Stratford, P. Wardman, G. E. Adams, C. J. Moody, and I. J. Stratford, *J. Med. Chem.*, 1998, **41**, 2720; F. Tillequin, S. Michel, and E. Seguin, 'Methods in Plant Biochemistry: tryptamine-derived indole alkaloids,' Vol. 8, ed. by P. M. Dey and J. B. Harborne, Academic Press, Inc., London, 1993, pp. 309-371.
59. D. P. Chakraborty, 'The Alkaloids: chemistry and biology of carbazole alkaloids,' Vol. 44, ed. by A. Geoffrey and A. Cordell, Academic Press, Inc., London, 1993, pp. 257-364.
60. B. Levant, G. Bissette, F. Widerloev, and C. B. Nemeroff, *Regul. Pept.*, 1991, **32**, 193 (*Chem. Abstr.*, 1991, **114**, 135955h).
61. M. Beljanski and M. S. Beljanski, *Oncology*, 1986, **43**, 198.
62. M. Caprasse and C. Houssier, *Biochemie*, 1984, **66**, 31.
63. M. Beljanski and M. S. Beljanski, *Expl. Cell. Biol.*, 1982, **50**, 79.
64. J. Stöckigt, 'The Alkaloids: biosynthesis in *Rauwolfia serpentina* – modern aspects of an old medicin plant,' Vol. 47, ed. by A. Geoffrey and A. Cordell, 1995, pp. 116-172; J. E. Saxton, 'Indole, Part Four, The Monoterpenoid Indole Alkaloids', John Wiley and Sons, New York, 1983.
65. Ernst Mutschler, 'Arzneimittel-Wirkungen,' Wissenschaftliche Verlagsgesellschaft mbH, Stuttgart, 1991.
66. L. S. Goodman and A. Gilman, 'The Pharmacological Basis of Therapeutics,' Pergamon Press, New York, 1991.
67. J. Sapi and G. Massiot, 'The Alkaloids: noniridoid *bis*-indole alkaloids,' Vol. 47, ed. by A. Geoffrey and A. Cordell, 1995, pp. 173-226.
68. M. Hesse, 'Alkaloidchemie', Thieme Verlag, Stuttgart, 1978.
69. N. G. Bisset, 'Alkaloids; chemical and biological perspectives: *Curare*,' Vol. 8, ed. by W. Pelletier, Springer Verlag, Berlin and New York, 1992, pp. 1-150.
70. N. S. Zefirov and V. A. Palyulin, 'Topics in Stereochemistry: conformational analyses of bicyclo[3.3.1]nonane and their hetero analogs,' Vol. 20, ed. by E. L. Eliel and S. H. Wilen, John Wiley and Sons, Inc., New York, 1991, pp. 171-230.
71. J. March, 'Advanced Organic Chemistry,' John Wiley and Sons, Inc., New York, 1992. p. 94.
72. H. -J. Teuber, D. Cornelius, and U. Wölcke, *Liebigs Ann. Chem.*, 1966, 116.



73. H. -J. Teuber, E. Worbs, and D. Cornelius, *Chem. Ber.*, 1968, **101**, 3918; H. -J. Teuber, D. Cornelius, and E. Worbs, *Tetrahedron Lett.*, 1964, 331.
74. H. -J. Teuber and D. Cornelius, *Chem. Ber.*, 1965, **98**, 2111; H. -J. Teuber and D. Cornelius, *Liebigs Ann. Chem.*, 1964, 127.
75. Y. Ban, Y. Murakami, Y. Iwasawa, M. Tsuchiya, and N. Takano, *Med. Res. Rev.*, 1988, **8**, 231.

#### ACKNOWLEDGEMENTS

We thank the Consejo Nacional de Ciencia y Tecnología (CONACYT, México, Project 1139P-A9507), the Universidad Autónoma de Nuevo León (México, Project PAICYT CA058-98) and the Deutscher Akademischer Austauschdienst (DAAD, Federal Republic of Germany) for their financial support. We also thank Mr. J. F. Colunga-Valladares for his support in preparing this manuscript.