

## THE MANDELBROT SET AND $\sigma$ -AUTOMORPHISMS OF QUOTIENTS OF THE SHIFT

PAU ATELA

**ABSTRACT.** In this paper we study how certain loops in the parameter space of quadratic complex polynomials give rise to shift-automorphisms of quotients of the set  $\Sigma_2$  of sequences on two symbols. The Mandelbrot set  $M$  is the set of parameter values for which the Julia set of the corresponding polynomial is connected. Blanchard, Devaney, and Keen have shown that closed loops in the complement of the Mandelbrot set give rise to shift-automorphisms of  $\Sigma_2$ , i.e., homeomorphisms of  $\Sigma_2$  that commute with the shift map. We study what happens when the loops are not entirely in the complement of the Mandelbrot set. We consider closed loops that cross the Mandelbrot set at a single main bifurcation point, surrounding a component of  $M$  attached to the main cardioid. If  $n$  is the period of this component, we identify a period- $n$  orbit of  $\Sigma_2$  to a single point. The loop determines a shift-automorphism of this quotient space of  $\Sigma_2$ . We give these maps explicitly.

### 1. THE MANDELBROT SET AND THE EXTERNAL RAYS

We begin by recalling a few definitions and well-known facts. Let  $\bar{\mathbb{C}}$  be the Riemann sphere  $\mathbb{C} \cup \{\infty\}$ , and consider the family  $P_c : \bar{\mathbb{C}} \rightarrow \bar{\mathbb{C}}$  of complex quadratic polynomials  $P_c(z) = z^2 + c$  with the parameter  $c \in \mathbb{C}$ . Any complex quadratic polynomial is conjugate by an affine map  $az + b$  to a unique one in this family. The polynomial  $P_c$  has a unique critical point  $z = 0$ . Since  $P_c(0) = c$ , the parameter value  $c$  is the critical value. For a fixed  $c$  we refer to the  $z$ -plane as the *dynamical plane* for  $P_c$ . In this plane, the orbit of a point  $z$  under iteration of  $P_c$  is the sequence  $z, P(z), P^2(z) = P(P(z)), \dots$ . We refer to the  $c$ -plane as the *parameter plane*.

For a fixed  $c$ , let  $K_c$  be the set of points whose orbit under iteration of  $P_c$  remains bounded. That is,  $K_c = \{z | P_c^n(z) \not\rightarrow \infty\}$ .  $K_c$  is called the filled-in Julia set. It is a compact set whose boundary is the Julia set  $J_c$  of  $P_c$ .  $J_c$  can be defined as the set of  $z \in \mathbb{C}$  where the family of iterates  $\{P_c^n\}_{n \in \mathbb{N}}$  fails to be normal. It turns out that  $J_c$  is the closure of the set of repelling periodic points (see, for example, [B, K]). It is known that if the orbit of the critical point is bounded ( $0 \in K_c$ ),  $J_c$  is connected. Otherwise, if  $0 \notin K_c$ ,  $J_c$  is totally disconnected and homeomorphic to a Cantor set [J, F, B]. By definition, the Mandelbrot set  $M$  is the set of parameter values  $c$  for which  $0 \in K_c$  ( $J_c$  connected). For an excellent exposition of the Mandelbrot set see [Br]. As an introduction to  $M$  with beautiful pictures, one could see [PR] and therein

---

Received by the editors December 12, 1989 and, in revised form, October 22, 1990.  
1991 *Mathematics Subject Classification*. Primary 30Cxx, 30D05, 58F08.

©1993 American Mathematical Society  
0002-9947/93 \$1.00 + \$.25 per page

the paper by A. Douady [Dou1]. Douady and Hubbard have shown that  $\mathbf{M}$  is connected. It is still an open problem to prove that it is locally connected, as computer pictures seem to indicate.

The Mandelbrot set  $\mathbf{M}$  appears as a bifurcation set in regions of parameter space in many other one-parameter families of maps. Whenever a family of maps “behaves like” a degree two polynomial, in parameter space, an  $\mathbf{M}$ -like object will be present. This is the theory of polynomial-like mappings [DH], and in this sense the Mandelbrot set is a Universal object.

Douady and Hubbard show that  $\mathbf{M}$  is connected by constructing an analytic homeomorphism  $\Phi : \overline{\mathbb{C}} - \mathbf{M} \rightarrow \overline{\mathbb{C}} - D_1$  tangent to the identity at  $\infty$  ( $D_1$  is the closed disc of radius 1) [DH1, DH2]. That is, the complement of  $\mathbf{M}$  in the Riemann sphere is conformally equivalent to a disk (recall the Riemann mapping theorem). We briefly describe here the map  $\Phi$ .

For every  $c$ ,  $\infty$  is a superattracting fixed point of  $P_c$  (fixed point with zero derivative). Therefore, in a neighborhood of  $\infty$ ,  $P_c$  behaves like  $z \mapsto z^2$ . More specifically, there is a unique analytic map  $\phi_c$  tangent to the identity at  $\infty$  such that it conjugates  $P_c$  to  $z^2$ , i.e.,  $\phi_c \circ P_c \circ \phi_c^{-1} = P_0 : z \mapsto z^2$  in a neighborhood of  $\infty$  (see, for example, [B]). These are sometimes called Böttcher coordinates [Bo].

Notice that 0 is the only critical point of  $P_c$ . For  $c \in \mathbf{M}$ ,  $P_c^n(0)$  lies in  $K_c$  for all  $n$ , so the conjugacy  $\phi_c$  can be extended, by successively pulling back  $P_c$ , to an analytic homeomorphism  $\overline{\mathbb{C}} - K_c \rightarrow \overline{\mathbb{C}} - D_1$ .

For  $c \notin \mathbf{M}$ , if we take successive preimages of a neighborhood of  $\infty$  we will eventually hit the critical value  $c$ . The next preimage of a “circle” containing  $c$  is a “figure 8”. That is, if  $c \notin \mathbf{M}$ ,  $\phi_c$  extends to an analytic homeomorphism  $\overline{\mathbb{C}} - L_c \rightarrow \overline{\mathbb{C}} - D_R$  ( $D_R$  is a closed disk of radius  $R > 1$ ), where  $L_c$  is a compact set whose boundary is a curve homeomorphic to a lemniscate (see Figure 1).  $J_c$  is contained in the interior of  $L_c$  and  $c \notin L_c$ .

Douady and Hubbard define the map  $\Phi : \overline{\mathbb{C}} - \mathbf{M} \rightarrow \overline{\mathbb{C}} - D_1$  as

$$(1.1) \quad \Phi(c) = \phi_c(c).$$

With  $\Phi(\infty) = \infty$ ,  $\Phi$  is an analytic homeomorphism.

**Definition.** For a fixed angle  $\theta$  measured in turns, the *external ray*  $\theta$  of  $\mathbf{M}$  is  $\Phi^{-1}(\{re^{2\pi i\theta} \mid r > 1\})$ .

Douady and Hubbard have proved that if  $\theta$  is rational, the *external ray*

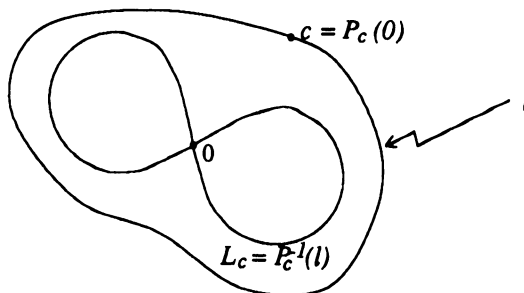


FIGURE 1.  $\phi_c$  extends to the exterior of  $L_c$

$\theta$  has a limit  $c_0 \in \mathbf{M}$  when  $r \rightarrow 1$  [DH2]. The behavior for a general  $\theta$  irrational is still an open question.

Figure 2a pictures the Mandelbrot set with some of the *external rays* and where they land.

**Definition** (see Figure 2b). For a fixed parameter  $c$ , the *dynamic ray* of angle  $\alpha$  is  $\phi_c^{-1}(\{re^{2\pi i\alpha} \mid r > R\})$ .

For  $c \in \mathbf{M}$ ,  $R = 1$ ; for  $c \notin \mathbf{M}$ ,  $R > 1$ . In §4 we will extend the *dynamic rays* to the interior of  $L_c$ .

Notice that the *external rays* live in the parameter plane, while the *dynamic rays* live in the dynamic plane. From (1.1) it is clear that if the parameter  $c \notin \mathbf{M}$  lies in the *external ray*  $\theta$  of  $\mathbf{M}$ , then, in the dynamic plane,  $c$  lies in the *dynamic ray* of same angle  $\theta$ .

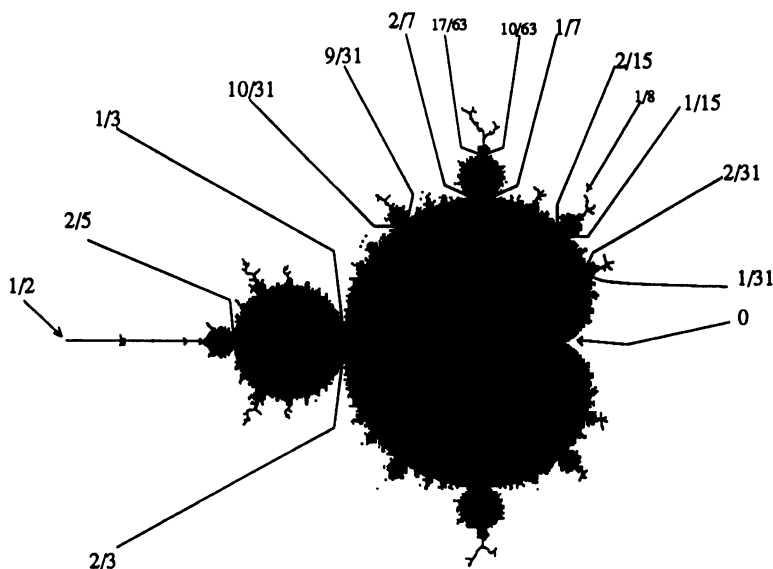


FIGURE 2a. The Mandelbrot set and some external rays (see [DH1])

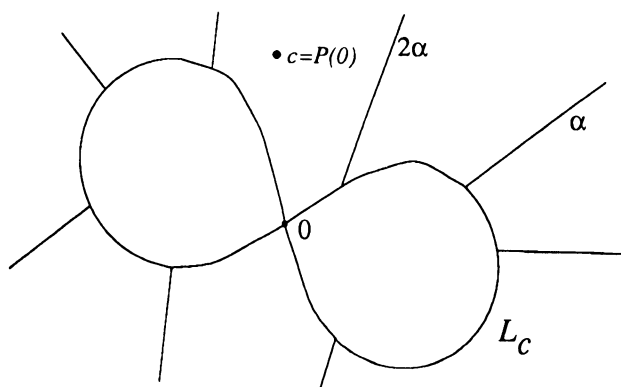


FIGURE 2b. The *dynamic rays* and  $L_c$ , for  $c \notin \mathbf{M}$

2. CODING THE JULIA SET  $J_c$ 

We have mentioned that if  $c \notin \mathbf{M}$ , the Julia set  $J_c$  is totally disconnected, homeomorphic to a Cantor set. In this section we will show this and the standard way of associating to each point of  $J_c$  a sequence of 0 and 1 (symbolic dynamics).

Let  $\Sigma_2$  be the set of all binary sequences,

$$\Sigma_2 = \{\{a_i\}_{i=0}^{\infty} \mid a_i = 0 \text{ or } 1\}.$$

$\Sigma_2$  has a metric defined by

$$d(\mathbf{a}, \mathbf{b}) = \sum_{i=0}^{\infty} \delta_i 2^{-i}, \quad \delta_i = \begin{cases} 0 & \text{if } a_i = b_i, \\ 1 & \text{if } a_i \neq b_i, \end{cases}$$

which makes it a Cantor set.

Let  $\sigma: \Sigma_2 \rightarrow \Sigma_2$  be the *shift map*:

$$\sigma(\{a_i\}_{i=0}^{\infty}) = \{a_{i+1}\}_{i=0}^{\infty}$$

( $\sigma$  just drops the first digit of the sequence). Periodic points, density of periodic points, sensitivity to initial conditions, and existence of dense orbits (in short, “chaos”), are very easily seen for  $\sigma$  (see, for example, [D]).

If  $c \notin \mathbf{M}$ , there is a homeomorphism  $h_c: J_c \rightarrow \Sigma_2$  (see construction below) which we will call a “coding of  $J_c$ ,” such that  $h_c \circ P_c|_{J_c} = \sigma \circ h_c$ , i.e.,  $P_c$  is topologically conjugate to  $\sigma$  on  $J_c$  [B], their dynamics are then completely equivalent.

We briefly sketch the construction of  $h_c$ . The interior of the lemniscate  $L_c$  (Figure 1) has two connected components which we will arbitrarily label  $U_0$  and  $U_1$ . The first preimage of  $L_c$  under  $P_c$  consists of two more “figure 8” curves (see Figure 3), one in each of  $U_0$  and  $U_1$ , and whose interiors again we will label according to what their image under  $P_c$  is.

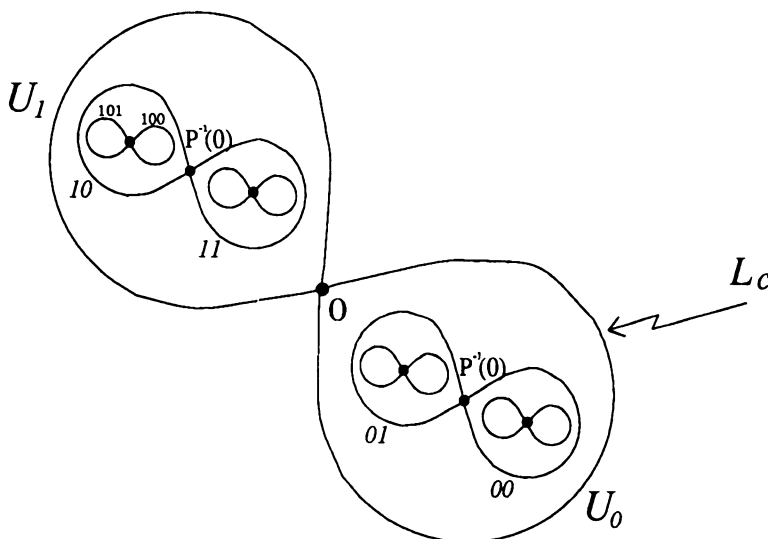


FIGURE 3.  $L_c$  and its preimages

There are four of these regions now. We label them  $U_{a_0 a_1}$  with  $a_0, a_1 \in \{0, 1\}$  according to the rule

$$(2.1) \quad U_{a_0 a_1} \subset U_{a_0}, \quad P_c(U_{a_0 a_1}) = U_{a_1}.$$

It is easy to see that with an induction procedure, one can continue to label  $2^{n+1}$  such regions in step  $n$  of the process. They will be labeled  $U_{a_0 a_1 a_2 \dots a_n}$ ,  $a_i \in \{0, 1\}$ , again according to the rule

$$U_{a_0 a_1 \dots a_n} \subset U_{a_0 \dots a_{n-1}}, \quad P_c(U_{a_0 a_1 \dots a_n}) = U_{a_1 \dots a_n}.$$

Notice that everything outside these  $2^{n+1}$  regions will escape to  $\infty$ , so the Julia set is confined in the interior of them. By a nesting sets argument ( $P_c$  is expanding in  $J_c$ ) [B], these regions limit down to single points in the Julia set  $J_c$  (which is invariant under  $P_c$ ):

$$\bigcap_{n=0}^{\infty} U_{a_0 a_1 \dots a_n} = \{x\}.$$

Therefore, each  $x \in J_c$  has a unique sequence  $\{a_i\} \in \Sigma_2$  assigned to it:

**Definition.** Let  $h_c: J_c \rightarrow \Sigma_2$  be defined by

$$h_c(x) = \{a_i\}_{i=0}^{\infty} \Leftrightarrow \forall i \ P_c^i(x) \in U_{a_i}.$$

That is, the point  $x \in J_c$  is in  $U_{a_0}$ , then under the map  $P_c$  it jumps to  $U_{a_1}$ , then to  $U_{a_2}$ , to  $U_{a_3}$ , etc.

This is a standard construction of  $h_c$ , which is then a homeomorphism that conjugates  $P_c|_{J_c}$  to the shift map.

### 3. $\sigma$ -AUTOMORPHISMS OF $\Sigma_2$

Recently, Blanchard, Devaney, and Keen [BDK] have shown that a closed loop  $\gamma$  in the exterior of the Mandelbrot set leads to a  $\sigma$ -automorphism of  $\Sigma_2$ , i.e., a homeomorphism  $\Sigma_2 \rightarrow \Sigma_2$  that commutes with the shift map  $\sigma$ . They also show the following generalized result: A closed loop in the shift locus (subset of the space of polynomials of degree  $d$  consisting of those which have all critical points escaping to infinity under iteration) induces an automorphism of the shift on  $d$  symbols. Moreover, any such automorphism can be obtained in this way. In a recent paper, Boyle, Franks, and Kitchens [BFK] studied the group of automorphisms of the  $d$ -shift. The group is infinitely generated with very rich structure.

In this section, we sketch an argument in the case of quadratic polynomials.

Let  $\gamma: [0, 1] \rightarrow \mathbb{C} - \mathbb{M}$  be a path in the complement of the Mandelbrot set and denote by  $J_t$  the Julia set for  $\gamma(t) \in \mathbb{C} - \mathbb{M}$ .

Let us see what is happening in the dynamic plane. The Julia set  $J_t$  is a Cantor set. Since  $P$  is expanding on  $J_t$  and  $J_t$  depends continuously on  $\gamma(t) \in \mathbb{C} - \mathbb{M}$  [B], the points in the Julia set will be moving continuously without colliding (remember that  $\forall t$   $J_t$  is totally disconnected), each of them describing a path in the dynamic plane.

It is clear that for each  $t$  there is an induced bijective map  $J_t \xrightarrow{\psi_t} J_0$ . If we fix a coding  $h: J_0 \rightarrow \Sigma_2$  for  $J_0$ , i.e., we make a choice for the labels

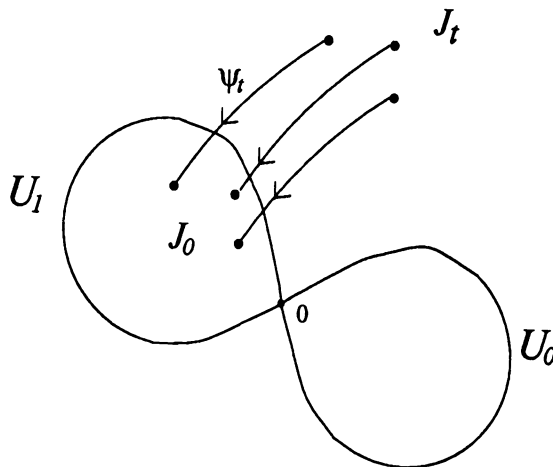


FIGURE 4

$U_0$  and  $U_1$ , then the composition  $h \circ \psi_t: J_t \rightarrow \Sigma_2$  gives a coding of  $J_t$  (see Figure 4). If the path  $\gamma$  is a closed loop, then  $J_1 = J_0$ , and the map

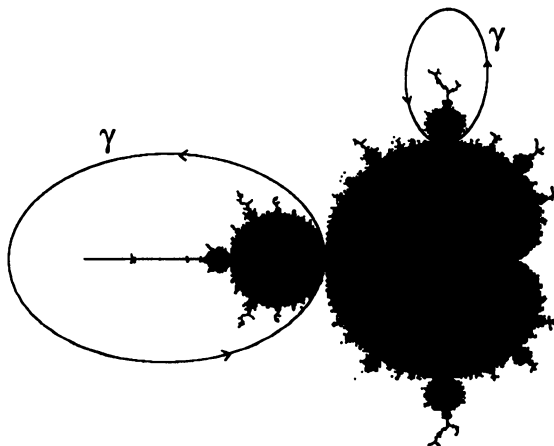
$$h^* = h \circ \psi_1: J_0 \rightarrow \Sigma_2$$

will be a second coding of  $J_0$ . That is, we now have two codings of the initial Julia set  $J_0$ :

$$h: J_0 \rightarrow \Sigma_2, \quad h^*: J_0 \rightarrow \Sigma_2.$$

The discrepancy, the map  $h^* \circ h^{-1}: \Sigma_2 \rightarrow \Sigma_2$ , is then a  $\sigma$ -automorphism. It commutes with  $\sigma$  because both  $h$  and  $h^*$  do. Hedlund has proved in [H] that there are only two such automorphisms, the one that interchanges the symbols 0 and 1, and the identity. In this context they beautifully correspond to whether the loop  $\gamma$  goes around  $\mathbf{M}$  or not [BDK].

In the next sections we will see what the corresponding map  $H: \Sigma_2 \rightarrow \Sigma_2$  is when the loop  $\gamma$  is not entirely in the complement of  $\mathbf{M}$ . We will take  $\gamma$  crossing the Mandelbrot set  $\mathbf{M}$  through one of the main bifurcation points, which we will define later on (see Figure 5).

FIGURE 5. Two of the loops  $\gamma$  through main bifurcation points

## 4. EXTENSION OF THE DYNAMIC RAYS

We denote by  $S^1$  the unit circle. We will measure the angles in  $S^1$  in turns. Let  $c \in \mathbb{C} - \mathbf{M}$  and let  $\theta_c \in S^1$  be the angle of the external ray of the Mandelbrot set containing  $c$ . Remember that (1.1) says that also in the dynamic plane  $c \in \text{dynamic ray}(\theta_c)$ .

In §1 we mentioned that the conjugacy  $\phi_c$  of  $P_c$  to  $z \mapsto z^2$  extends, by successively pulling back  $P_c$ , analytically up to the exterior of a lemniscate  $L_c$  (Figure 1). For a given angle  $\alpha \in S^1$ , the *dynamic ray*  $(\alpha)$  is so far well defined (in §1) from  $\infty$  to the boundary of  $L_c$  (see Figure 6). For the moment, we will refer to these as *unextended rays*. Notice that they land on  $L_c$ .

**Proposition 4.1** (see Figure 6). *For the unextended rays:*

- (1)  $P_c(\text{ray } \alpha) \subset \text{ray}(2\alpha) \pmod{1}$ .
- (2)  $\text{ray}\left(\frac{\theta_c}{2}\right)$  and  $\text{ray}\left(\frac{\theta_c}{2} + \frac{1}{2}\right)$  hit the origin.

*Proof.* (1) Directly from the definition of *dynamic ray*.

(2) Just remember that 0 is the critical point,  $P_c(0) = c$  and  $c \in \text{ray}(\theta_c)$ .  $\square$

It is our intention now to extend the *dynamic rays* to the interior of  $L_c$  up to the Julia set.

**Definition.** Let  $f : S^1 \rightarrow S^1$  be the map  $\alpha \mapsto 2\alpha \pmod{1}$ . Fix  $c \in \mathbb{C} - \mathbf{M}$ . Let  $\theta_c$  be the *external ray* of  $\mathbf{M}$  containing  $c$ . A *dynamic ray*  $\alpha$  will be called *branched* if the angle  $\alpha$  is any of the preimages  $f^{-k}(\theta_c)$  of  $\theta_c$  for  $k \geq 1$ . All the other rays will be called *unbranched*.

We will see the justification of this definition in the following process.

**Extension process.** Fix  $c \in \mathbb{C} - \mathbf{M}$ . So far, the *dynamic rays* are well defined from  $\infty$  up to  $L_c$ . We now extend them, step by step, taking preimages of  $P_c$ . For the moment, let  $\alpha$  be an *unbranched ray*. As Figure 7 illustrates, in the first step we extend the  $\text{ray}(\alpha)$  from the boundary of  $L_c$  up to one of the regions  $U_{a_0 a_1}$  by taking, out of the two preimages of the  $\text{ray}(2\alpha)$ , the one that contains  $\text{ray}(\alpha)$ . The  $\text{ray}(2\alpha)$  is in turn extended by taking a preimage of the  $\text{ray}(4\alpha)$ .

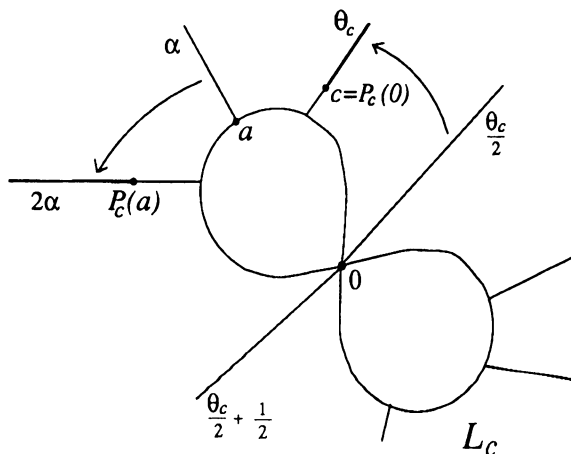
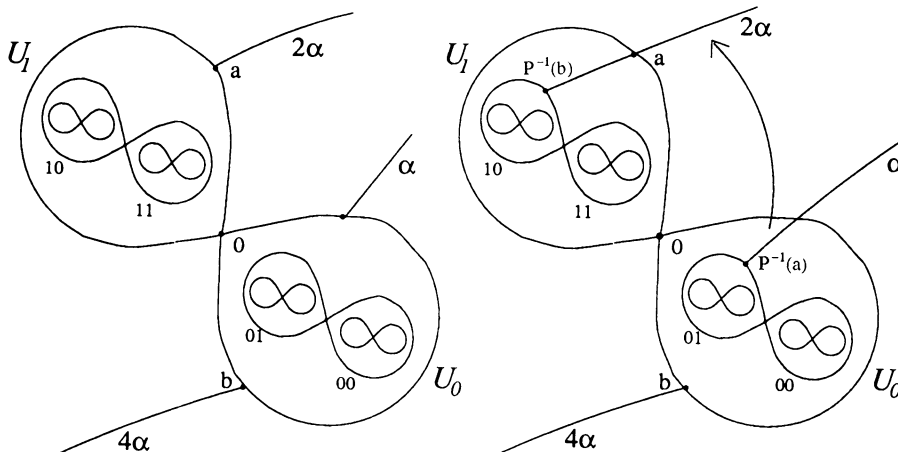


FIGURE 6. The *dynamic rays* from  $\infty$  to  $L_c$

FIGURE 7. First extension of the rays  $\alpha$  and  $2\alpha$ 

Notice that, by (2.1), if the *unextended* rays  $\alpha$  and  $2\alpha$  are landing on the first regions  $U_{a_0}$  and  $U_{a_1}$  respectively, then the *extended* ray  $\alpha$  will go into the inner region  $U_{a_0a_1}$ .

Now we have extended all the *unbranched* rays from  $\infty$  up to the inner second regions  $U_{a_0a_1}$ . Observe that only the second preimages of  $\theta$ , that is,  $\frac{\theta}{4}$ ,  $\frac{\theta}{4} + \frac{1}{4}$ ,  $\frac{\theta}{4} + \frac{1}{2}$ , and  $\frac{\theta}{4} + \frac{3}{4}$ , would hit the center of a figure 8. This is so because these centers are preimages of zero and the first preimages of ray  $\theta$  hit zero (Proposition 4.1). This justifies the above definition.

We repeat this process to further extend the *unbranched* rays up to the third regions  $U_{a_0a_1a_2}$  and so on. Notice that in the extension process, an *unbranched* ray  $\alpha$  is successively penetrating nested regions  $U_{a_0}$ ,  $U_{a_0a_1}$ ,  $U_{a_0a_1a_2}$ ,  $\dots$ , and that these indices are given by one of the two big regions  $U_j$  which the *unextended* rays  $(2^i\alpha)$ ,  $i \geq 0$ , are landing on. That is, we have proved the following

**Lemma 4.2.** *The ray  $\alpha$  extended  $n$  times lands on the region  $U_{a_0a_1\dots a_n} \Leftrightarrow$  for each  $i \in \{0, 1, \dots, n\}$  the unextended ray  $(2^i\alpha)$  lands on the first region  $U_{a_i}$ .*

**Definition.** The *extended dynamic ray*  $(\alpha)$  will be the infinite union of all the finite extensions. From now on we will refer to the *extended dynamic ray*  $(\alpha)$  simply as *ray*  $(\alpha)$ .

By the above discussion and definition, we have

**Proposition 4.3.** *If  $\alpha$  is an unbranched ray,  $P_c(\text{ray } \alpha) = \text{ray } (2\alpha)$ .*

(Compare with Proposition 4.1.)

**Theorem 4.4.** *The unbranched rays land directly on a single point of the Julia set.*

*Proof.* The nested regions  $U_{a_0a_1\dots a_n}$  that the ray  $(\alpha)$  is penetrating in the extension process determine this unique point.  $\square$



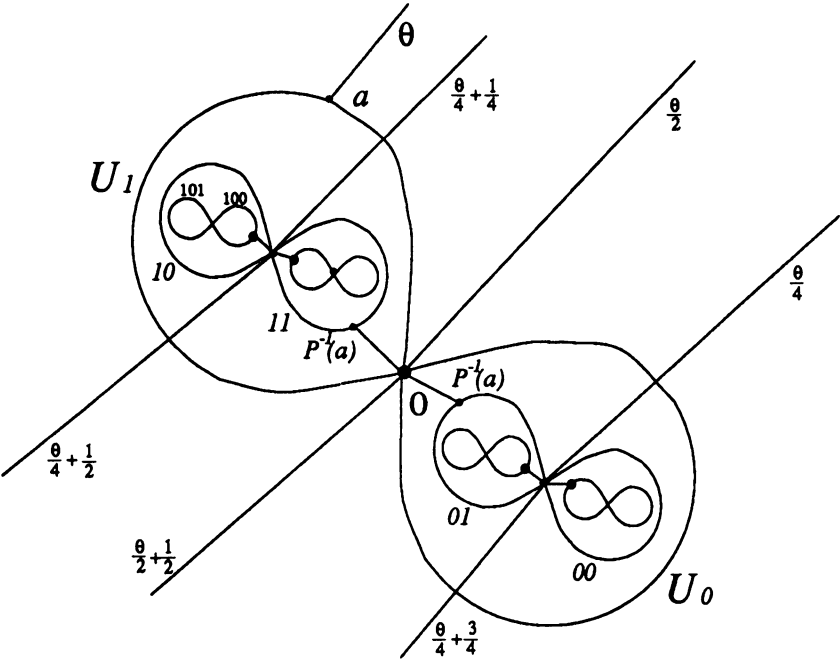


FIGURE 8a. The branched dynamic rays

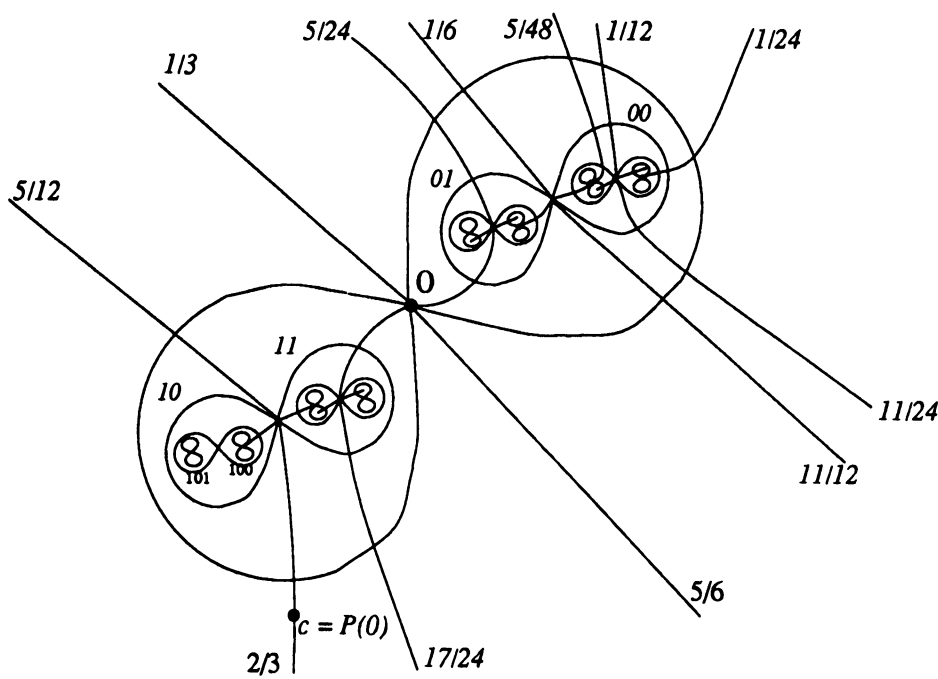


FIGURE 8b. The branched dynamic rays when  $c$  on the external ray  $\frac{2}{3}$

To extend the *branched rays* defined earlier, the process is basically the same one. Note that the centers of the nested figure 8 curves are the preimages of 0 under  $P_c$ . Therefore, at each of these points, two preimages  $f^{-k}(\theta)$  of the ray  $\theta$  will fuse and, thus, more than one angle corresponds to the same (connected) *branched ray* (see Figure 8a). If  $\theta_c$  is not periodic under doubling, a *branched ray* will branch only once, the two branches going then directly to points in the Julia set. Just remember that an irrational angle is not periodic under  $\alpha \mapsto 2\alpha$ .

If  $\theta_c$  is periodic, each *branched ray* “branches” infinitely many times at preimages of 0. See, for example, the *branched dynamic rays* for  $c \in \text{ray } \theta_c = 2/3$  shown in Figure 8b. Recall that  $\theta$  is periodic under doubling if and only if it is a rational  $\theta = p/q$  with  $(p, q) = 1$  and  $q$  odd. Any such rational can be written in the form  $l/(2^k - 1)$  for some  $l \in \mathbb{N}$ , where  $k$  is the period.

## 5. CODING THE DYNAMIC RAYS

In §2 we saw how the points in the Julia set are coded. In this section we will define a coding of the *dynamic rays*.

As in §4, fix  $c \in \mathbb{C} - \mathbf{M}$  with  $c \in \text{ray}(\theta)$ . For convenience, we will sometimes write  $\theta$  instead of  $\theta_c$ . We know that in the dynamic plane, the rays  $\frac{\theta}{2}$  and  $\frac{\theta}{2} + \frac{1}{2}$  hit the origin.

We divide  $S^1$  into two arcs that we label with marks 0 and 1. Let  $V_j \subset S^1$ ,  $j = 0, 1$ , be the closed arcs of  $S^1$  divided by  $\frac{\theta}{2}$  and  $\frac{\theta}{2} + \frac{1}{2}$  (see Figure 9). Of the two possibilities, we will decide on the one that corresponds to the choice made for the labels  $U_j$  in §2.

We will code the *unbranched rays*  $\alpha \in S^1$  following the dynamics, just as we coded  $J_c$  in §2. Since  $P_c(\text{ray } \alpha) = \text{ray}(2\alpha) \pmod{1}$ , we give the following

**Definition** (Figure 10). For  $c$  on the *external ray*  $\theta$ , we define  $S_\theta: S^1 \rightarrow \Sigma_2$  by

- (1) If  $\alpha$  is an *unbranched ray* (not a preimage of  $\theta$ ),

$$S_\theta(\alpha) = \{a_i\}_{i=0}^\infty \Leftrightarrow \forall i \quad 2^i \alpha \in V_{a_i} \pmod{1}.$$

- (2) If  $\alpha$  is a *branched ray*,  $S_\theta(\alpha)$  consists of exactly two sequences:

$$S_\theta^+(\alpha) = \lim_{\beta \rightarrow \alpha^+} S_\theta(\beta) \quad \text{and} \quad S_\theta^-(\alpha) = \lim_{\beta \rightarrow \alpha^-} S_\theta(\beta),$$

where, of course, the limit should be taken over unbranched  $\beta$ 's.

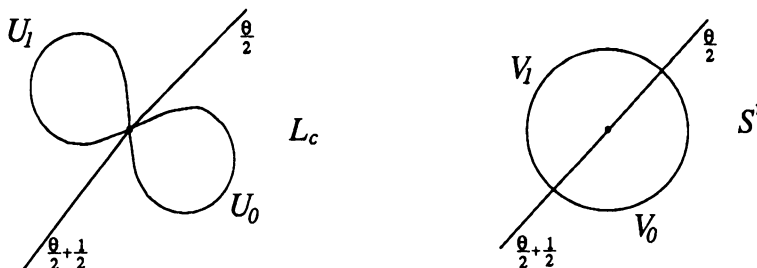
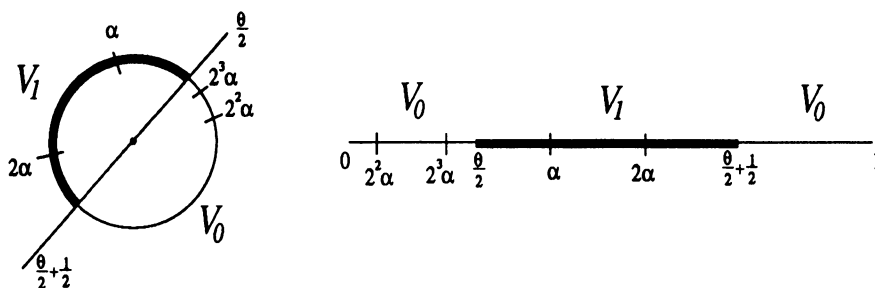
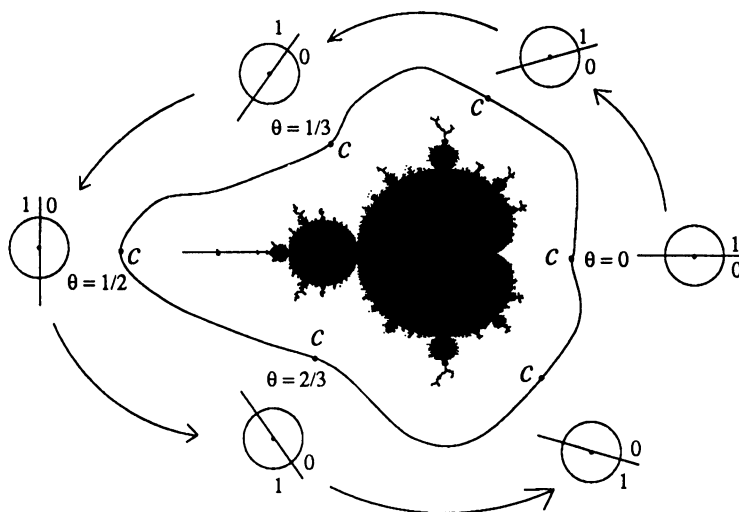


FIGURE 9


 FIGURE 10. Coding of a ray  $\alpha$ .  $S_\theta(\alpha) = 1100\dots$ 

 FIGURE 11. Change of the codings  $S_{\theta_c}$  of  $S^1$  as  $c$  moves around  $\mathbf{M}$ 

*Note.* Part (2) of the above definition makes  $S_\theta$  a multivalued function. Do not be horrified, this is precisely the beauty of it.

It is easy to check that, by construction, the following holds.

**Proposition 5.1.** *Let  $\alpha$  be a (branched or unbranched) dynamic ray. Then*

- (1)  $S_\theta(2\alpha) = \sigma S_\theta(\alpha)$ ,
- (2)  $S_\theta(2^i \alpha) = \sigma^i S_\theta(\alpha)$ .

From Theorem 4.4, we know that an *unbranched* ray lands on a unique point in the Julia set  $J_c$ . The following extremely useful result gives us the relation between the codings  $h_c$  of  $J_c$  and  $S_\theta$  of  $S^1$ .

**Theorem 5.2.** *A ray lands on its itinerary. Let  $c \in$  external ray  $\theta$  of  $\mathbf{M}$ . Let  $h: J_c \rightarrow \Sigma_2$  be the corresponding coding of  $J_c$  (§4), and  $S_\theta: S^1 \rightarrow \Sigma_2$  be the compatible coding of the dynamic rays (Figure 9). Let  $\alpha$  be an unbranched ray. Then*

$$\text{ray } \alpha \text{ lands on the point } x \in J_c \Leftrightarrow S_{\theta_c}(\alpha) = h_c(x).$$

*Proof.* From Theorem 4.4 we know that ray  $\alpha$  does land on a unique  $x \in J_c$ .

This point is determined by the nested sequence of regions

$$U_{a_0}, U_{a_0 a_1}, U_{a_0 a_1 a_2}, \dots, U_{a_0 a_1 \dots a_i}$$

which the ray  $\alpha$  is successively penetrating. From the definition of  $h_c$ ,  $h_c(x) = \{a_i\}_{i=0}^\infty$ . On the other hand, by Lemma 4.2, the *unextended rays*  $2^i \alpha$  land on the first regions  $U_{a_i}$ . From Figure 9 it is clear that then  $2^i \alpha \in V_{a_i}$ , and this means that  $S_{\theta_c}(\alpha) = \{a_i\}$ .  $\square$

*Remark.* If  $c$  moves along the *external ray*  $\theta$ , the coding  $S_\theta(\alpha)$  of the angle  $\alpha$  remains the same although the *dynamic ray*  $\alpha$  itself (as a subset in the complex plane) moves.

Figure 11 illustrates how the codings  $S_{\theta_c}$  of  $S^1$  change as  $c$  moves around the Mandelbrot set along a loop  $\gamma$ .

Notice that now it is easy to see, after a complete turn around  $\mathbf{M}$ , the interchange between 0 and 1 referred to in §3 of the coding of the Julia set.

## 6. THE MAPS $H_n: \Sigma_2 \rightarrow \Sigma_2$

In this and the next sections, we will consider only external rays of  $\mathbf{M}$  of the form  $\theta_n = \frac{1}{2^n - 1}$  ( $n \geq 2$ ).

The main cardioid in  $\mathbf{M}$  corresponds to the values of the parameter  $c$  for which there is a fixed point with derivative  $|\lambda| = 1$ . Therefore, a parametrization of the cardioid is given by

$$c(w) = z - z^2, \quad \text{where } z = \frac{1}{2}e^{2\pi i w}, \quad w \in [0, 1].$$

We will call the  $c$  values on the cardioid for  $w = 1/n$  ( $n \geq 2$ ) the *main bifurcation points*. It is known that there are two external rays,  $\theta_n$  and  $2\theta_n$ , landing on each of these (see Figure 12), and a period- $n$  component of  $\mathbf{M}$  is attached to the cardioid at the point  $c$  [DH2], [Dou]. This component contains values of  $c$  for which  $P_c$  has a period- $n$  attracting orbit. Again we refer the reader to [Br] for an extensive introduction to the Mandelbrot set.

When the parameter  $c \in \mathbf{M}$  crosses the main bifurcation point from the interior of the cardioid to the attached component, in the dynamic plane a fixed point gives birth to a period- $n$  attracting orbit [DH].

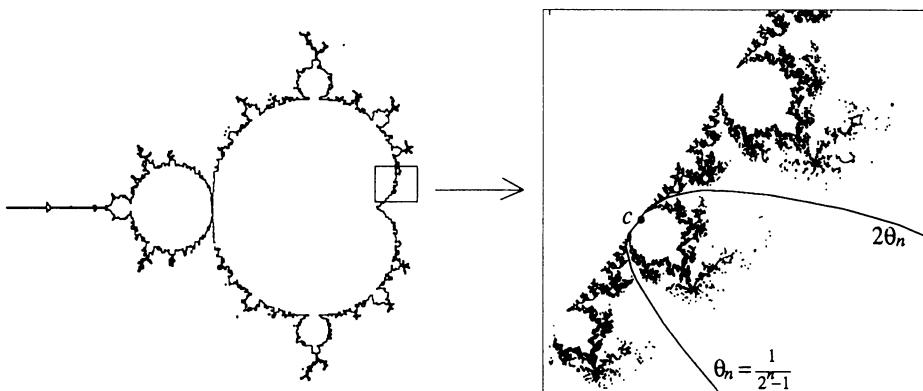


FIGURE 12

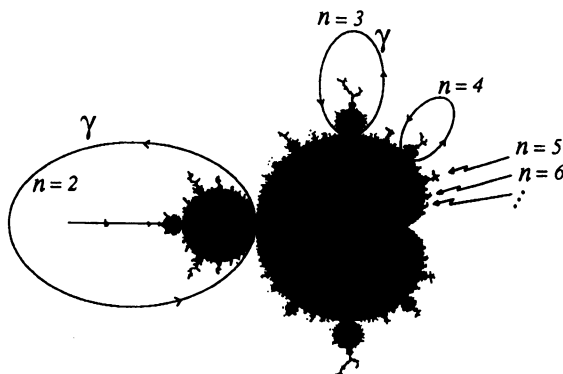


FIGURE 13. The loop  $\gamma$  through one of the main bifurcation points

Now fix  $n \geq 2$  and let  $c_0 \in \mathbf{M}$  be the above corresponding bifurcation point, having  $\theta_n$  and  $2\theta_n$  as external rays.

Let  $\gamma$  be a closed loop  $\gamma = \{c_t\}$  in  $\mathbb{C} - \mathbf{M}$  through  $c_0$  oriented as shown in Figure 13, going along the ray  $2\theta_n$  “before”  $c_0$  and along the ray  $\theta_n$  “after”  $c_0$ . That is,  $c_t \in \text{ray}(2\theta_n)$  for  $t < 0$ , and  $c_t \in \text{ray}(\theta_n)$  for  $t > 0$ .

The Julia set  $J_{c_t}$  is totally disconnected except when  $c = c_0$ . We choose a labeling  $(U_0$  and  $U_1)$  (see §2) for a certain  $c_t \neq c_0$  in the loop so that we have continuous codings  $h_{c_t}: J_{c_t} \rightarrow \Sigma_2$ ,  $t \neq 0$ .

It is clear that, in a sense,  $J_{c_0}$  inherits a coding when  $c_t$  approaches  $c_0$  along the external ray  $2\theta_n$  and another one when  $c_t$  approaches  $c_0$  from the other side, i.e., along the external ray  $\theta_n$  (see Figure 11).

These codings are different and our aim is to describe the change via a map  $H_n: \Sigma_2 \rightarrow \Sigma_2$ .

To be precise, as  $c_t$  moves in the parameter plane along  $2\theta_n$  towards  $c_0$ , in the *dynamic plane* we follow an *unbranched dynamic ray* of angle  $\alpha$  with (unique) endpoint  $\alpha_{x_t} \in J_{c_t}$ .

By Theorem 5.2, the sequence  $S_{2\theta_n}(\alpha)$  is the coding  $h_{c_t}(\alpha_{x_t})$  of the point  $\alpha_{x_t} \in J_{c_t}$ . Moreover

$$S_{2\theta_n}(\alpha) = h_{c_t}(\alpha_{x_t}) \quad \text{is constant as } t \rightarrow 0^-,$$

and similarly

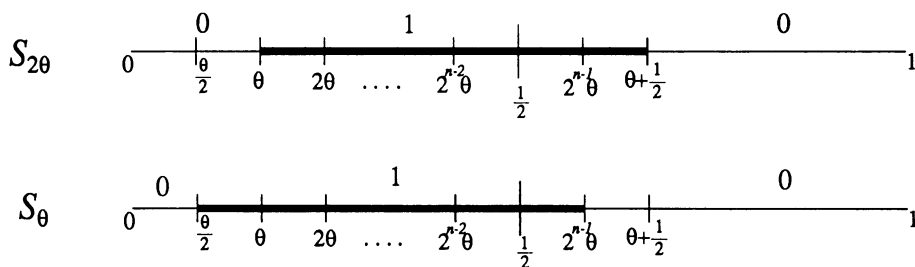
$$S_{\theta_n}(\alpha) = h_{c_t}(\alpha_{x_t}) \quad \text{is constant as } t \rightarrow 0^+.$$

The endpoint  $\alpha_{x_t}$  of the ray  $\alpha$  for  $c_t$  (*unbranched*) is continuous with respect to  $c_t$ , even when  $c_t$  passes through  $c_0$  [L, Theorem, p. 77]. Therefore,

$$\text{ray } \alpha \text{ of } J_{c_0} \text{ lands on } \alpha_{x_0} = \lim_{t \rightarrow 0^-} \alpha_{x_t} = \lim_{t \rightarrow 0^+} \alpha_{x_t}.$$

From the above observation, we have that  $S_{2\theta_n}(\alpha)$  is the coding that  $\alpha_{x_0} \in J_{c_0}$  inherits from the left and  $S_{\theta_n}(\alpha)$  is the coding that  $\alpha_{x_0}$  inherits from the right. Thus, by the above argument, the map  $H_n: \Sigma_2 \rightarrow \Sigma_2$  can be written as (i.e., we define it as) (see Figures 11 and 14):

$$S_{2\theta_n}(\alpha) \xrightarrow{H_n} S_{\theta_n}(\alpha).$$

FIGURE 14. The codings  $S_{2\theta}$  and  $S_\theta$  of  $S^1$ 

*Note.* We remark that  $H_n$  could be multivalued. We will deal with this later. We shall see that  $H_n$  is multivalued only at  $111\dots$ , which corresponds to a fixed point, and its preimages by  $\sigma$ . The image under  $H_n$  of the fixed point is a group of  $n$  sequences: a period- $n$  orbit.

## 7. THE DYNAMIC GRAPHS

For convenience, we will drop the index and write  $\theta$  (instead of  $\theta_n$ ) for the angle  $\theta = \frac{1}{2^n - 1}$  in the rest of the paper.

Our goal now is to find explicitly the map

$$S_{2\theta}(\alpha) \xrightarrow{H_n} S_\theta(\alpha).$$

The angle  $\theta$  is periodic of period  $n$ :  $2^n\theta = \theta \pmod{1}$ . The angles  $\theta = \frac{1}{2^n - 1}$ ,  $2\theta$ ,  $2^2\theta$ ,  $\dots$ ,  $2^{n-1}\theta$ ,  $2^n\theta = \theta$  form a period- $n$  cycle, and they are distributed on the interval  $[0, 1]$  as illustrated in Figure 14. That is,  $2^{n-2}\theta < 1/2 < 2^{n-1}\theta < \theta + 1/2$  and

$$\text{length}(\theta/2, \theta) = \text{length}(2^{n-1}\theta, \theta + 1/2) = \theta/2.$$

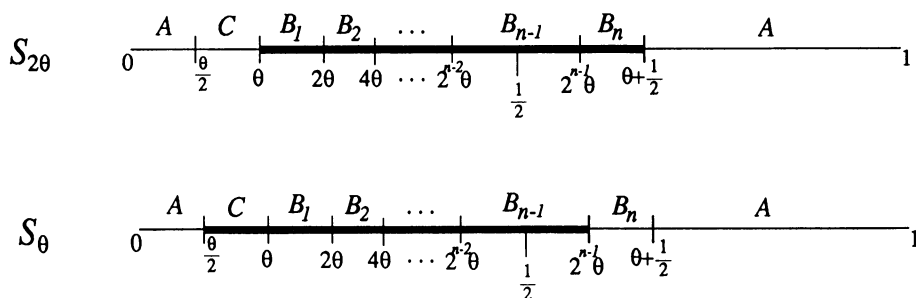
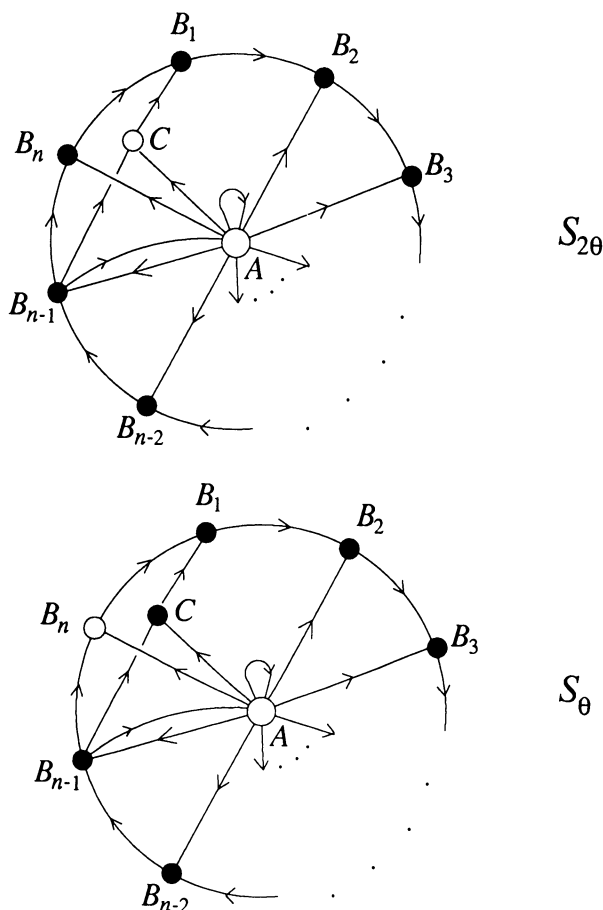
From Figure 14 we can see, for example, that

$$\begin{aligned} S_{2\theta}^-(\theta) &= \underbrace{0111\dots 1}_n \underbrace{0111\dots 1}_n \underbrace{0111\dots 1}_n \dots, \\ S_{2\theta}^+(\theta) &= 111111\dots, \\ S_\theta^-(\theta) &= 111111\dots, \\ S_\theta^+(\theta) &= \underbrace{111\dots 10}_n \underbrace{111\dots 10}_n \underbrace{111\dots 10}_n \dots \end{aligned}$$

**Definition.** As Figure 15 shows, we define the following partition of  $S^1 \cong [0, 1] \pmod{1}$ :

$$\begin{aligned} B_i &= [2^{i-1}\theta, 2^i\theta], \quad i = 1, \dots, n-1, \\ B_n &= [2^{n-1}\theta, \theta + \frac{1}{2}], \\ A &= [\theta + \frac{1}{2}, \frac{\theta}{2}], \quad \text{i.e., } A = [\theta + \frac{1}{2}, 1] \cup [0, \frac{\theta}{2}], \\ C &= [\frac{\theta}{2}, \theta]. \end{aligned}$$

Notice that  $A \cup C = V_0$  and  $\bigcup_i B_i = V_1$  for  $S_{2\theta}$ , and  $A \cup B_n = V_0$  and  $\bigcup_{i < n} B_i \cup C = V_1$  for  $S_\theta$ . Note also that  $C$  and  $B_n$  are the only two preimages of  $B_1$ .

FIGURE 15. Partition of  $S^1$ FIGURE 16. The dynamic graphs for  $S_{2\theta}$  and  $S_\theta$ 

*Fundamental Remark.* Since  $\text{length}(C) = \text{length}(B_n) = \frac{\theta}{2}$ , the difference in the codings  $S_{2\theta}$  and  $S_\theta$  is only that  $C$  and  $B_n$  interchange marks.

We build now the “dynamic graphs” associated to  $S_{2\theta}$  and  $S_\theta$ . We will have one vertex for each of the partition intervals  $A$ ,  $C$ ,  $B_i$ . An arrow from vertex  $I$  to vertex  $J$  ( $I \rightarrow J$ ) means that  $2I \supset J \pmod{1}$  (i.e., the image of interval  $I$  under multiplication by 2 (mod 1) contains the entire interval  $J$ ). Figure 16 shows these two graphs. A vertex marked  $\circ$  means that the corresponding

interval is marked with a 0, and a vertex marked  $\bullet$  corresponds to an interval marked with a 1.

Every vertex has two incoming arrows, they correspond to the two preimages of the corresponding interval.

## 8. SEQUENCES AND PATHS

Let  $\mathbf{P}$  be the set of all infinite paths (without coloring) of the dynamic graph of §7 with any of the vertices as a starting point. ( $\mathbf{P}$  is the same for both  $S_{2\theta}$  and  $S_\theta$ .)

**Proposition 8.1.** (1) *In both cases ( $S_{2\theta}$  and  $S_\theta$ ) every path in  $\mathbf{P}$  generates a unique sequence in  $\Sigma_2$ .*

(2) *Every path  $\{I_i\}_{i=0}^\infty \in \mathbf{P}$  represents a unique point  $x \in [0, 1] \cong S^1$  satisfying  $2^i x \in I_i \ \forall i \geq 0$ .*

*Proof.* A path in  $\mathbf{P}$  is a sequence of vertices  $I_0, I_1, I_2, \dots$ . The marks (0 or 1) on these vertices give a distinct element in  $\Sigma_2$ . For (2), we give a nested intervals argument. From the oriented graph, it is clear that in the sequence  $I_0, I_1, I_2, \dots$  at least one of the vertices  $B_{n-1}$  or  $A$  appears infinitely many times. Define

$$J_k = \{x \in I_0 \mid 2^i x \in I_i \ \forall i \in \{1, \dots, k\}\}.$$

We have that  $J_k \neq \emptyset$  and  $J_1 \supset J_2 \supset J_3 \supset \dots$  is a nested sequence with perhaps equalities but each time that  $I_k \in \{B_{n-1}, A\}$  (which happens infinitely many times), the length of  $J_k$  is reduced by a factor  $0 < \delta_k < 1$  with respect to the length of  $J_{k-1}$ . This is so because both  $B_{n-1}$  and  $A$  are covering more than one vertex and the map is linear. There are finitely many of these  $\delta_k$  since the graph is finite. This guarantees that  $\text{length}(J_k) \rightarrow 0$  as  $k \rightarrow \infty$ , therefore  $\bigcap J_k$  is a single point  $x \in I_0$ . Notice that  $2^i x \in I_i \ \forall i \geq 0$ .  $\square$

*Note.* Since the vertices of the graph correspond to closed intervals, the unique point of part (2) could be one of the partition points.

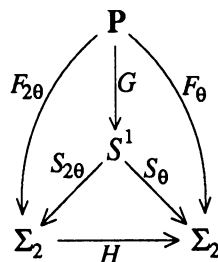
**Definition.** As Proposition 8.1 allows us, we define the maps

$$F_{2\theta}: \mathbf{P} \rightarrow \Sigma_2, \quad F_\theta: \mathbf{P} \rightarrow \Sigma_2, \quad \text{and} \quad G: \mathbf{P} \rightarrow S^1.$$

**Theorem 8.2.** *The maps  $F_{2\theta}, F_\theta: \mathbf{P} \rightarrow \Sigma_2$  and  $G: \mathbf{P} \rightarrow S^1$  are onto. Moreover,*

$$S_{2\theta} \circ G = F_{2\theta} \quad \text{and} \quad S_\theta \circ G = F_\theta.$$

*That is, the following diagram commutes:*





*Note:* If  $G(p)$  is *unbranched*, the assertion is  $(S_{2\theta} \circ G)(p) = F_{2\theta}(p)$ . If  $G(p)$  is *branched*,  $F_{2\theta}(p)$  is one of the two codings of  $G(p)$  by  $S_{2\theta}$ , i.e.,  $(S_{2\theta} \circ G)(p) \ni F_{2\theta}(p)$ .

*Proof.* We will prove first that  $F_{2\theta}$  is onto, a completely analogous proof is valid for  $F_\theta$ . Let  $\mathbf{a} \in \Sigma_2$ . A preimage of  $\mathbf{a}$  under  $F_{2\theta}$  is a path of the graph of  $S_{2\theta}$  (Figure 16) that produces this sequence as we go along it. Divide the sequence  $\mathbf{a}$  by its *elements* (portion of the sequence from the first digit or a zero to the last digit before next zero).

Example:

$$1111|0111|011111|0|01|0\dots$$

We will find the portion of the path that each element produces. Let  $d$  be the number of 1's in the element:

$$\dots|0 \overbrace{111\dots 1}^d|0\dots$$

Notice that we could have  $d = 0$  or  $d = \infty$ . If  $d = \infty$ , there are clearly  $n$  choices for a generating path (we will see them in detail in the next section). Thus, these  $n$  different paths are all the preimages of the sequence under  $F_{2\theta}$ . If  $d \neq \infty$ , we will see that the portion of the path “producing” the element is uniquely determined. The last digit 1 of the element is followed by a digit 0 of the next element. From Figure 16, it is clear that in the dynamic graph of  $S_{2\theta}$  the *only* way to go from a 1 to a 0 is from vertex  $B_{n-1}$ . Therefore, this last digit 1 corresponds to vertex  $B_{n-1}$ . The previous digit 1 must then correspond to vertex  $B_{n-2}$  and so on. So we can easily find the *unique* portion of the path  $p$  that produces this element. (If  $d = 0$  the vertex is certainly vertex  $A$ .)

Repeating this process element after element will give us a path  $p$  that produces the whole sequence  $\mathbf{a}$ , i.e.,  $F_{2\theta}(p) = \mathbf{a}$ . Notice that the path  $p$  is determined uniquely except if  $\mathbf{a}$  ends with a string of 1's, in which case there are exactly  $n$  choices. We have then proved that the map  $F_{2\theta}$  is onto.

We will see now that  $(S_{2\theta} \circ G)(p) = F_{2\theta}(p)$  (a completely analogous proof is valid for  $(S_\theta \circ G)(p) = F_\theta(p)$ ). A path  $p \in \mathbf{P}$  is a sequence of vertices  $\{I_i\} = I_0, I_1, I_2, \dots$ , each with a mark  $a_i \in \{0, 1\}$ . So  $I_i \subset V_{a_i}$ . By Proposition 8.1 and the subsequent definition,  $F_{2\theta}(p)$  is the sequence  $a_0, a_1, a_2, \dots$ , and the unique point  $x = G(p)$  satisfies  $2^i x \in I_i \forall i \geq 0$ . As  $I_i \subset V_{a_i}$ , we then have  $2^i x \in V_{a_i}$ . In case  $G(p) = x$  is *unbranched*, this is enough to assure  $S_{2\theta}(x) = a_0 a_1 a_2 \dots$ . If  $x$  is *branched*, it is one of the preimages of  $2\theta$ . By Proposition 5.1 we can assume that  $x = \theta$ . Therefore  $2^i \theta \in I_i \forall i \geq 0$ . This can happen only if the sequence  $a_i$  ends with a string of 1's or if it ends with the period- $n$  block  $0111\dots 1$  repeating. Therefore, we are in one of the two following cases:

(1) The sequence  $I_i$  is  $B_1 B_2 \dots B_n B_1 B_2 \dots B_n B_1 B_2 \dots B_n \dots$  (period- $n$  group of vertices  $B_1 B_2 \dots B_n$  repeating).

(2) The sequence  $I_i$  is  $CB_1 B_2 \dots B_{n-1} CB_1 B_2 \dots B_{n-1} \dots$  (period- $n$  group of vertices  $CB_1 B_2 \dots B_{n-1}$  repeating).

In case (1), the sequence  $\{a_i\}$  is the right-hand limit  $S_{2\theta}^+(x)$ . In case (2), it is  $S_{2\theta}^-(x)$ .

Now, as  $F_{2\theta}$  is onto,  $S_{2\theta}$  is also onto. To see that  $G$  is onto, let  $x \in S^1$  and look at the sequence  $S_{2\theta}(x)$ . From the above discussion it is clear that for a path  $p$  producing this sequence,  $G(p) = x$ .  $\square$

**Remarks.** (1) The only sequences that can be generated by different paths are those ending with a string of 1's, i.e.,  $1111 \dots$  and its preimages under  $\sigma$ .

(2) Moreover, there are exactly  $n$  different paths generating a sequence that ends with a string of 1's and this corresponds to the fact that in the external "wake" of  $M$  enclosed by the rays  $\theta$  and  $2\theta$  (parameter plane), the *dynamic rays*  $\theta, \dots, 2^{n-1}\theta$  are attached to the fixed point  $1111 \dots$ .

## 9. REALIZATION OF THE MAP $H_n$

Remember that  $\theta = \frac{1}{2^n - 1}$ . By Theorem 8.2, the translation of sequences (codes) given by the map

$$S_{2\theta}(\alpha) \xrightarrow{H_n} S_\theta(\alpha)$$

can now be realized as the following rule:

$$H_n(\mathbf{a}) = F_\theta(F_{2\theta}^{-1}(\mathbf{a})).$$

*Given a sequence, find on the graph of  $S_{2\theta}$  the path that produces it, then follow the same path on the graph of  $S_\theta$  (which is the same one except for the marks of vertices  $C$  and  $B_n$ ) and see what new sequence is being produced.*

In the last section, to find the path that produces a given sequence, we broke the sequence into its elements. We do the same to "translate" the sequence, i.e., to find its image under  $H_n$ . We will be translating it element by element.

**Translation of an element** (Image under  $H_n$ ). Take an element of the sequence. Let  $d$  be the number of digits 1 in it. It can be of two types:

$$\text{Type I: } \dots \left| 0 \overbrace{111 \dots 1}^d \right| 0 \dots \quad \text{Type II: } \overbrace{111 \dots 1}^d \left| 0 \dots \right.$$

Type II can only occur as the first element of the sequence. To "translate" an element (i.e., to find its image under  $H_n$ ), we first find the path producing it in the graph of  $S_{2\theta}$ . We then follow the same path in the graph of  $S_\theta$ .

*Case (1):  $d = \infty$ .* If the element is of Type I, it is  $01111 \dots$ . There are exactly  $n$  paths producing it under  $S_{2\theta}$ . These are:

$$C B_1 B_2 \dots \quad \text{and} \quad A B_i B_{i+1} \dots \quad \text{for } n \geq i > 1.$$

Therefore the image of this element consists of a group of  $n$  sequences:

$$01111 \dots \xrightarrow{H_n} \left\{ \begin{array}{l} \overbrace{111 \dots 1}^n \overbrace{0111 \dots 1}^n \overbrace{0111 \dots 1}^n \dots \\ \overbrace{0111 \dots 1}^k \overbrace{0111 \dots 1}^n \overbrace{0111 \dots 1}^n \dots \quad k = 0, \dots, n-2 \end{array} \right\}$$

Similarly, if it is of type II:

$$1111 \dots \xrightarrow{H_n} \left\{ \overbrace{111 \dots 1}^k \overbrace{0111 \dots 1}^n \overbrace{0111 \dots 1}^n \dots \quad k = 0, \dots, n-1 \right\}$$

Notice that  $0111 \dots 1$  is a period- $n$  block.

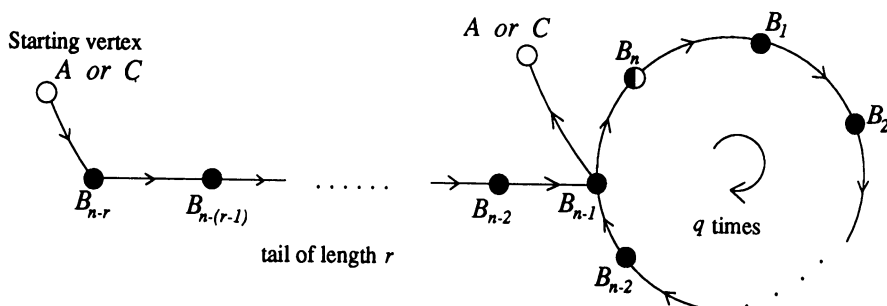


FIGURE 17. The path that produces the element

Case (2):  $d < \infty$ . Divide  $d$  by  $n$  to get  $d = qn + r$ , with  $0 \leq r < n$ . If  $d = 0$ , the element is  $|0|0\dots$ . Therefore it corresponds to vertex  $A$  and thus the translation is to a digit 0. If  $d \neq 0$ , we know that the last digit 1 of the element corresponds to vertex  $B_{n-1}$ . Since  $d \equiv r \pmod{n}$ , following the graph backwards, we will go around it  $q$  times until we find that the first digit 1 in the element corresponds to vertex  $B_{n-r}$  (see Figure 17).

To translate it, we need to notice that the vertex  $B_n$  is black (marked with "1") for  $S_{2\theta}$  and white (marked "0") for  $S_\theta$ . For a Type II element, there are  $d$  digits to translate:

$$\underbrace{111\dots 1}_r \overbrace{\underbrace{0111\dots 1}_n \underbrace{0111\dots 1}_n \dots \underbrace{0111\dots 1}_n}^{q \text{ period-} n \text{ blocks}}$$

For a Type I element, there are  $d + 1$  digits to translate. If  $r = n - 1$ , the starting 0 vertex of the element must be  $C$ . If  $r < n - 1$ , the starting 0 vertex must be  $A$ . Therefore the translations are:

$$r = n - 1 \quad 1 \underbrace{111\dots 1}_r \overbrace{\underbrace{0111\dots 1}_n \underbrace{0111\dots 1}_n \dots \underbrace{0111\dots 1}_n}^{q \text{ blocks}}$$

$$r < n - 1 \quad 0 \underbrace{111\dots 1}_r \overbrace{\underbrace{0111\dots 1}_n \underbrace{0111\dots 1}_n \dots \underbrace{0111\dots 1}_n}^{q \text{ blocks}}$$

## 10. THE QUOTIENT SPACES

By the symmetry of the graphs, the (multivalued) map  $H_n$  satisfies

$$H_n^2 = F_\theta \circ F_{2\theta}^{-1} \circ F_\theta \circ F_{2\theta}^{-1} = \text{Id}.$$

Notice, for example, that

$$\begin{array}{ccc} 1111\dots & \xrightarrow{H_n} & \left\{ \overbrace{111\dots 1}^k \overbrace{0111\dots 1}^n \overbrace{0111\dots 1}^n \dots \quad k = 0, \dots, n-1 \right\} \\ & \xrightarrow{H_n} & 1111\dots \end{array}$$

This tells us that the image of the fixed point  $111\dots$  under  $H_n$  is the whole period- $n$  orbit  $0111\dots 1$  and vice versa. This is important. The *external rays*  $2\theta$  and  $\theta$  are surrounding a period- $n$  hyperbolic component of  $\mathbf{M}$  attached to the cardioid. The bifurcation taking place when the parameter  $c$  moves, within  $\mathbf{M}$ , from the cardioid to the component is the following: While  $c$  is in the cardioid, the Julia set  $J_c$  has an attracting fixed point. As  $c$  goes into the Hyperbolic component crossing the boundary of the cardioid, this fixed point changes from being attractive to repelling, and a cycle of period- $n$  changes from being repelling to being attractive (see, for example, [Br]).

**Definition.** The above allows us to pass naturally to a quotient space  $\Sigma_2/\sim$ , where  $\sim$  is defined as:

$$\mathbf{a} \sim \mathbf{b} \Leftrightarrow H_n(\mathbf{a}) = H_n(\mathbf{b}).$$

The equivalence relation identifies the period- $n$  orbit  $0111\dots 1\dots$ , which is the image of the fixed point  $111\dots$  to a single point. The loop  $\gamma$  considered leads us then to this quotient space and to an induced map  $\hat{H}_n$  in it. We have

**Theorem.**  $\hat{H}_n : \Sigma_2/\sim \rightarrow \Sigma_2/\sim$  is a  $\sigma$ -automorphism.

*Proof.*  $\hat{H}_n$  is clearly continuous,  $\hat{H}_n^2 = \text{Id}$ , and as  $H_n \circ \sigma = \sigma \circ H_n$ , it also commutes with  $\sigma$ .  $\square$

#### ACKNOWLEDGMENTS

I am infinitely grateful to my advisor R. L. Devaney for his patience, continuous support, and suggestion to study this problem in the second part of my thesis.

#### REFERENCES

- [B] P. Blanchard, *Complex analytic dynamics on the Riemann sphere*, Bull. Amer. Math. Soc. (N.S.) **11** (1984), 85–141.
- [BDK] P. Blanchard, R. Devaney, and L. Keen, *The dynamics of complex polynomials and automorphisms of the shift*, preprint.
- [BFK] M. Boyle, J. Franks, and B. Kitchens, *Automorphisms of the one-sided shift and subshifts of finite type*, Ergodic Theory Dynamical Systems (to appear).
- [Bo] Böttcher, Bull. Kasan Math. Soc. **14** (1905), 176.
- [Br] B. Branner, *The Mandelbrot set*, Chaos and Fractals (R. Devaney and L. Keen, eds.), Proc. Sympos. Appl. Math., vol. 39, Amer. Math. Soc., Providence, R.I., 1989.
- [D] Robert L. Devaney, *An introduction to chaotic dynamical systems*, 2nd ed., Addison-Wesley, 1989.
- [DH] A. Douady and J. H. Hubbard, *On the dynamics of polynomial-like mappings*, Ann. Sci. École Norm. Sup. (4) **18** (1985), 287–343.
- [DH1] ———, *Itération des polynômes quadratiques complexes*, C. R. Acad. Sci. Paris Sér. I **294**.

- [DH2] —, *Etude dynamique des polynômes complexes*, Publ. Math. Orsay, Part I, No. 84-02, 1984, and Part II, No. 85-04, 1985.
- [Dou] A. Douady, *Algorithms for computing angles in the Mandelbrot set*, Collection: Chaotic Dynamics and Fractals (Atlanta, Ga., 1985), Academic Press, Orlando, Fla., 1986, pp. 155–168.
- [Dou1] —, *Julia sets and the Mandelbrot set*, The Beauty of Fractals (H.-O. Peitgen and P. Richter, eds.), Springer-Verlag, 1986, pp. 161–173.
- [F] P. Fatou, *Sur l'itération des fonctions transcendentes entières*, Acta Math. **47** (1926), 337–370.
- [H] G. A. Hedlund, *Endomorphisms and automorphisms of the shift dynamical system*, Math. Systems Theory **3** (1969), 320–375.
- [J] G. Julia, *Mémoires sur l'itération des fonctions rationnelles*, J. Math. Pures Appl. **8** (1915), 47–245.
- [K] Linda Keen, *Julia sets*, Chaos and Fractals (R. Devaney and L. Keen, eds.), Proc. Sympos. Appl. Math., vol. 39, Amer. Math. Soc., Providence, R.I., 1989.
- [L] P. Lavaurs, *Une propriété de continuité*, Exposé No. 17, in [DH2].
- [PR] H.-O. Peitgen and P. Richter, *The beauty of fractals*, Springer-Verlag, 1986.

PROGRAM IN APPLIED MATHEMATICS, UNIVERSITY OF COLORADO, BOULDER, COLORADO 80309-526

*Current address:* Department of Mathematics, Smith College, Northampton, Massachusetts 01063

*E-mail address:* patela@sophia.smith.edu