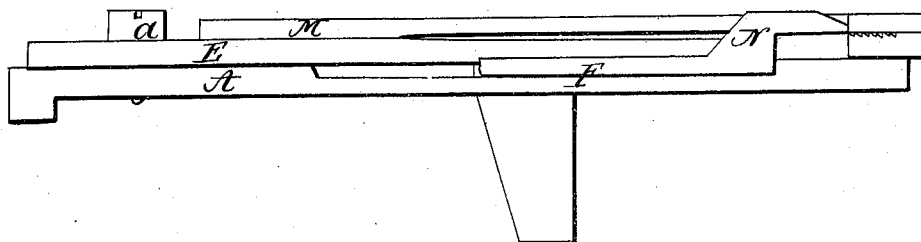

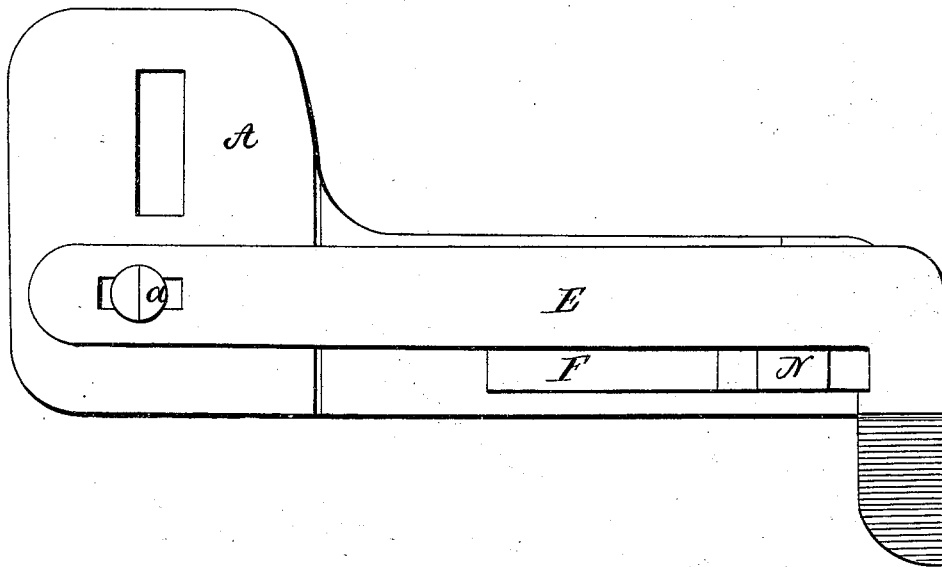


*J. P. Mason.*  
*Loom Tensile.*

*Nº 291.*

*Patented Jul. 22, 1837.*



# UNITED STATES PATENT OFFICE.

SAMUEL P. MASON, OF NEWPORT, RHODE ISLAND.

## IMPROVEMENT IN SELF-ADJUSTING TEMPLES FOR WEAVING-LOOMS.

Specification forming part of Letters Patent No. 291, dated July 22, 1837.

### *To all whom it may concern:*

Be it known that I, SAMUEL P. MASON, of Newport, in the State of Rhode Island, having invented a new and useful kind of temple for holding the selvages of cloth while in the process of weaving, hereby make a specification of the same, as follows, viz:

A in the annexed drawing is a plate of iron fastened on the breast-beam of a loom.

E and M are the halves of a pair of sliding forceps placed on the plate A and riveted together at their lower ends. The under half E is longer than the upper half M and has a slit in it, through which a bolt *a* is screwed to the plate A, by means of which the forceps can slide backward and forward in a straight line. It also has a knee attached to its under side, which projects through a slit in the plate A about one and a half inch. The upper half M is made of steel, malleable cast-iron, or other metallic substance.

N is a stationary inclined plane (of steel) riveted to the plate A at the part marked F, and has the lower end of its inclined surface in contact with the bite of the forceps at the inner angle. Two of the above plates with forceps attached, being fastened to a loom on either side of the cloth, with the inner angles toward each other, are made to clasp the selvages near the last thread of weft.

When the loom is in operation, a pin or screw inserted in the lathe-beam opposite to the knees will at each beat of the lathe strike the knees, and thereby force the bites of the forceps on the stationary inclined planes. Both forceps being thus opened, the cloth is released until the lathe recedes, when the spring or elasticity of the upper halves will cause the bites to slide from the inclined planes and close upon the selvages, holding them firm and tight.

I claim as my invention—

The manner in which the stationary inclined plane and forceps are placed on the plate of iron, the manner in which the forceps are opened by being forced on said stationary inclined plane when assisted by the lathe, and the manner in which the bite of the forceps is thrown off the stationary inclined plane when the lathe recedes.

I do not claim the aid given by the lathe in opening the bite of the forceps.

Newport, Rhode Island, June 17, 1837.

SAMUEL P. MASON.

### Witnesses:

DEXTER J. PEARCE,  
WM. ENNIS.