

M. S. Woodward,

Crimping Machine,

No. 338,

Patented July 31, 1837.

Fig: 1.

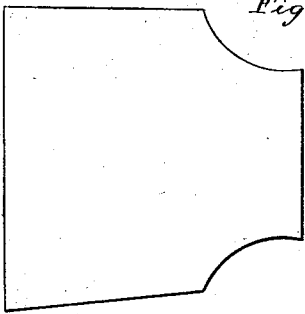


Fig: 2.

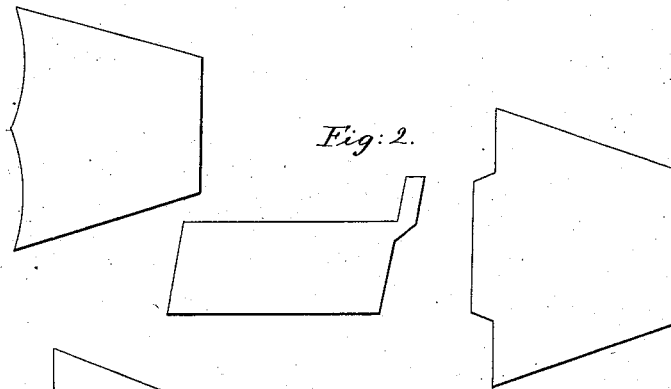


Fig: 3.




Fig: 4.

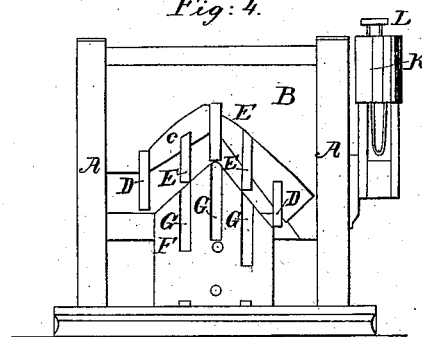


Fig: 5.

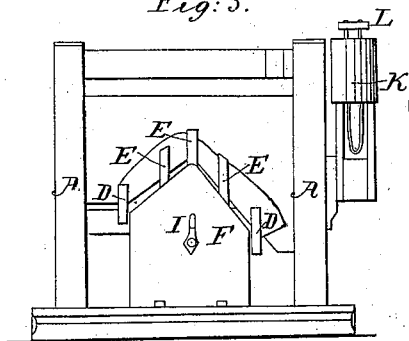


Fig: 6.

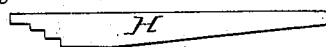


Fig: 7.

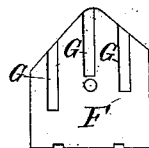


Fig: 8.

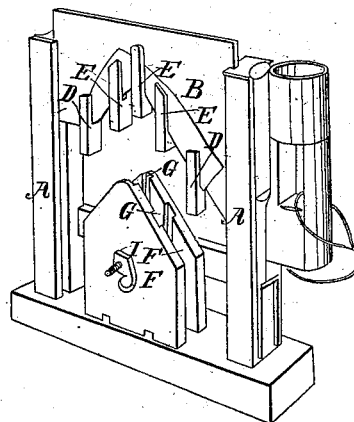
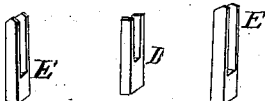


Fig: 9. Fig: 10. Fig: 11.



UNITED STATES PATENT OFFICE.

MOSES S. WOODWARD, OF MARSHALTON, PENNSYLVANIA.

MACHINE FOR CRIMPING LEATHER FOR BOOTS, &c.

Specification of Letters Patent No. 338, dated July 31, 1837.

To all whom it may concern:

Be it known that I, MOSES S. WOODWARD, of Marshalton, in the county of Chester and State of Pennsylvania, have invented a new and useful Improvement in Machines for Crimping Boots and Shoes, which is described as follows, reference being had to the annexed drawings of the same, making part of this specification.

10 Figure 4 represents the crimping machine with one of the jaws removed. A, is the frame; B, sliding or crimping board, moving up and down in grooves in the posts of the frame; C, boot front on the board to be
15 crimped. D, D, two springs to secure the ends of the leather—one of which is seen at Fig. 10. E, E, E, are three other springs, to secure the leather when crimped, and hold it firm till dry; these springs slide in
20 grooves in the jaws. One of which is seen in perspective and detached at Fig. 11. F, F, jaws to embrace the crimping board. One of which is seen at Fig. 7, detached. H, notched lever, to press down the crimping
25 board with the leather between the springs and jaws, when the leather is too stiff to allow the board to be depressed, by hand or

foot. G, grooves in the jaws represented in Figs. 4 and 7 and 8. When the crimping board is down, the thumb screw I, Figs. 5 30 and 8, is turned back—the board with the boot front removed—the springs remaining on. Another boot front is then put on a new board, and its ends secured by the two end springs; it is then put into the machine 35 and pressed down between the springs and jaws by the notched lever as before. The thumb screw, being screwed just enough to let the board go down without leaving wrinkles in the boot front, and when down 40 the screw to be unscrewed, and the board removed as before.

The invention claimed by me the said MOSES S. WOODWARD, and which I desire to secure by Letters Patent consists in— 45

The use and application of the springs and the grooves in the jaws for admitting the springs in the before described machine for crimping boots.

MOSES S. WOODWARD.

Witnesses:

C. W. PARISH,
GEORGE MARTIN.