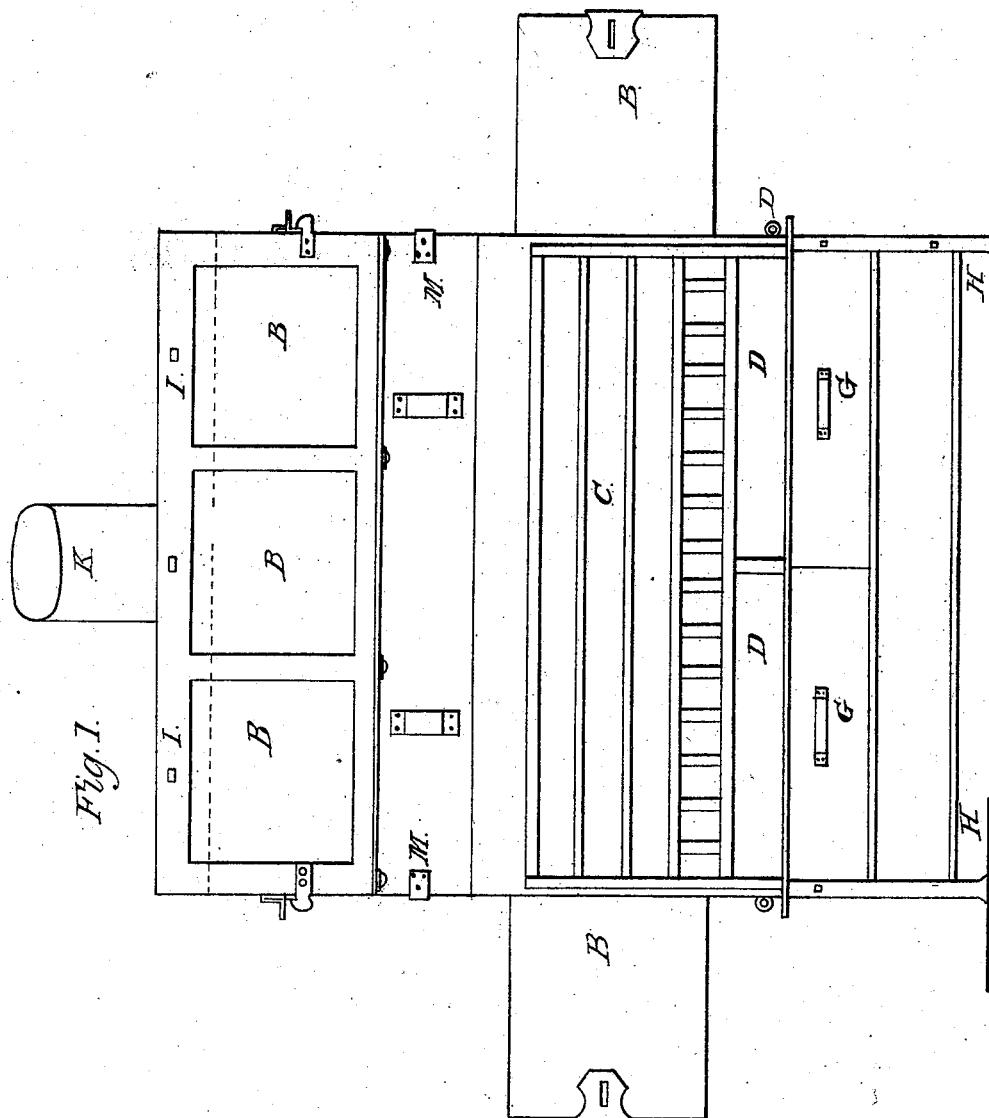


J. BARRON.
Cooking Stove.

3 Sheets—Sheet 1.

No. 422.

Patented Oct. 6, 1837.



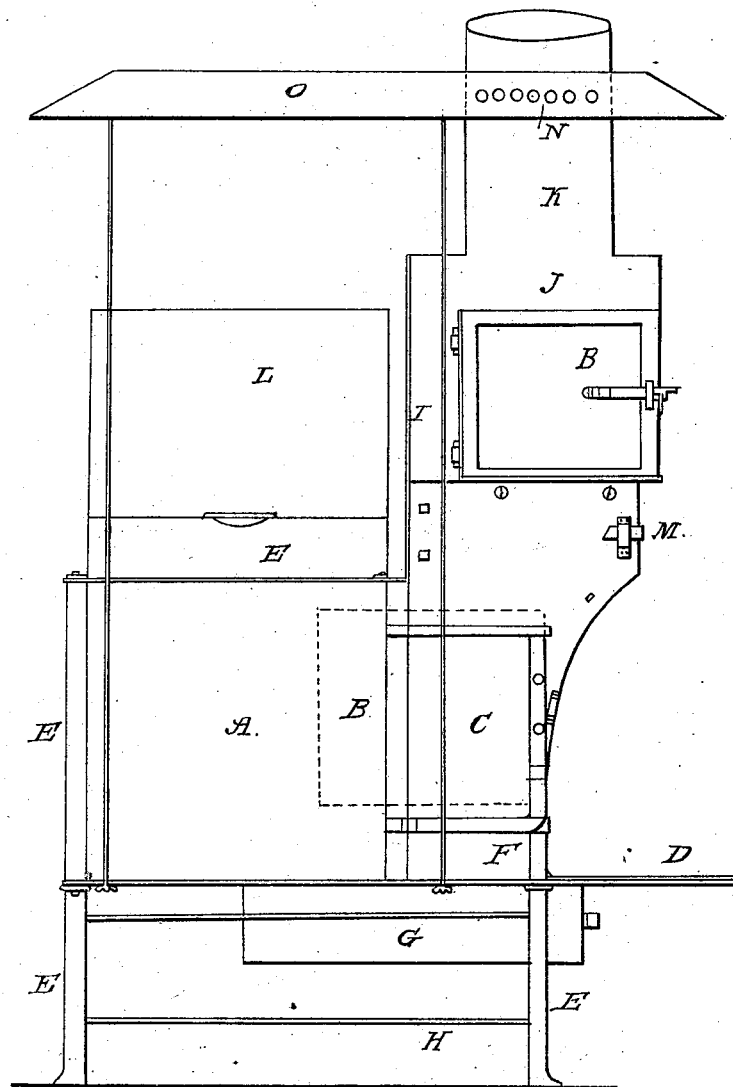
J. BARRON.
Cooking Stove.

3 Sheets—Sheet 2.

No. 422.

Patented Oct. 6, 1837.

Fig. 2.



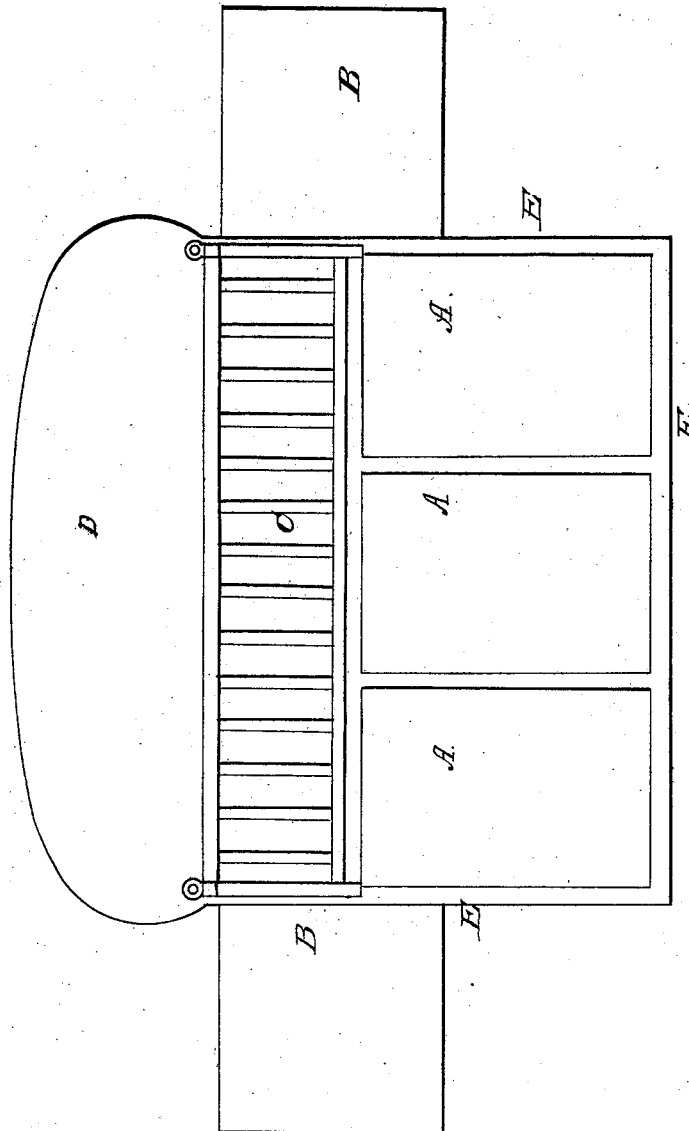
J. BARRON.
Cooking Stove.

3 Sheets—Sheet 3.

No. 422.

Patented Oct. 6, 1837.

Fig. 3.



UNITED STATES PATENT OFFICE.

JAMES BARRON, OF PHILADELPHIA COUNTY, PENNSYLVANIA.

GALLEY OR COOKING-STOVE FOR SHIPS OF WAR, &c.

Specification of Letters Patent No. 422, dated October 6, 1837.

To all whom it may concern:

Be it known that I, JAMES BARRON, of the county of Philadelphia, in the State of Pennsylvania, have invented a new and Improved Galley or Cooking-Stove; and I do hereby declare that the following is a full and exact description thereof.

Figure 1, is a front view of my galley, the blower being removed for the purpose of exhibiting the grate C, which may be made of cast iron, the front and bottom being separate, and removable at pleasure, so that wood may be substituted as fuel. B', B', B', are ovens, inclosed by doors, and furnished with suitable shelves for baking, there being a flue behind and above them, leading to the stove pipe, or flue K. The bottoms of these ovens are exposed to the direct action of the fire. B, B, are side ovens which may be attached at pleasure, by means of clasps or hooks to the side plates of the galley, which form the oven backs, they not having any other back plate; they are furnished with shelves—the dotted lines show the place of one of them, at B, Fig. 2; and the top plate is seen at B, Fig. 3. The side and back plates and other parts of the galley are connected together by a suitable frame E, Figs. 2 and 3, strained or held together by means of rods and nuts, and supporting the legs upon which the whole stands. D, is the hearth, or lower plate of the galley, extending under the whole. Below this there is a drawer, or drawers, G, G, serving not only to prevent the action of the heat upon the deck or floor, but serving to heat and even to bake articles when the fire is large, or there is any considerable portion of ignited coal in the space F, on the hearth or lower plate D, which is solid so that ashes cannot pass into the drawer G.

Fig. 2, is a side elevation of the galley, in which, where the same parts are seen as in the other figures, they are designated

by the same letters of reference. A, is the part occupied by one of the boilers, which is received within the outer plates of the galley, and is surmounted by a steamer L, placed in the ordinary way over it. There may be two or more of such boilers, arranged side by side, as shown in the horizontal section Fig. 3, at A, A, A. The bottoms of these boilers rest upon the hearth D, and their fronts constitute the back of the fire place, the fuel being in immediate contact with them.

To carry off the vapors I employ a hood, or canopy O, which is supported upon rods, and has the smoke pipe, K, passing through it, and is perforated with holes at N, to allow the steam to pass into it. From the edges of the canopy, a curtain may extend down a little below the tops of the cooking vessels.

Without intending to confine myself to any particular size or dimensions, the scale on Fig. 3, will show what I deem a good proportion for the respective parts in a galley of the ordinary dimensions.

What I claim as my invention, and wish to secure by Letters Patent, is—

1. The manner of arranging the boilers in a ship's galley, or cooking stove, so that one of their sides shall be directly exposed to the action of the fire as described.

2. I also claim the placing of side ovens, for baking, which receive their heat from the outer plates of the galley, as set forth.

3. I claim the movable grate to enable me to substitute wood for coal.

4. I claim, likewise, the employment of a drawer or drawers, in the manner and for the purpose explained, and also the construction and application of the canopy.

JAMES BARRON.

In presence of—

G. I. PENDERGRAST,
HENRY M. PREVOST.