

S. RUST.

Lamp.

2 Sheets—Sheet 1.

No. 772.

Patented June 7, 1838.

FIG. 1.


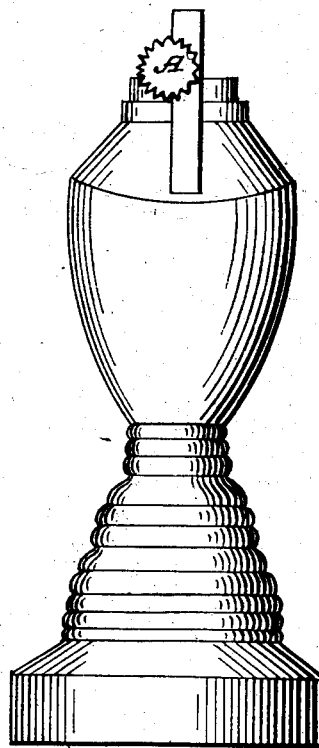


FIG. 2.



S. RUST.
Lamp.

2 Sheets—Sheet 2.

No. 772.

Patented June 7, 1838.

FIG. 4.

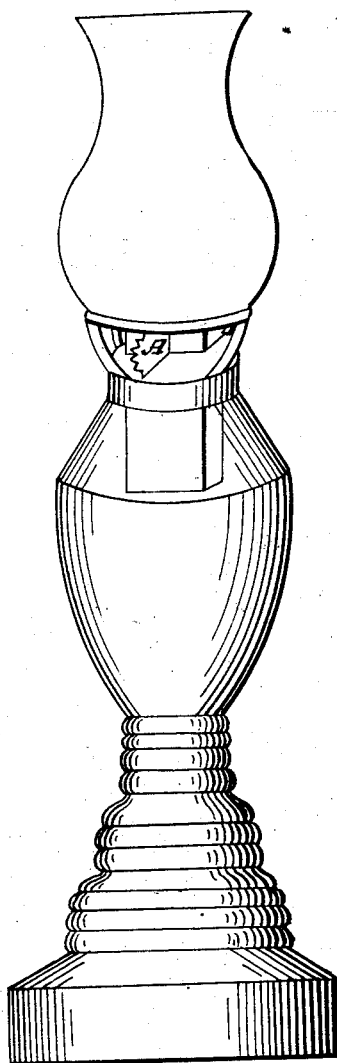
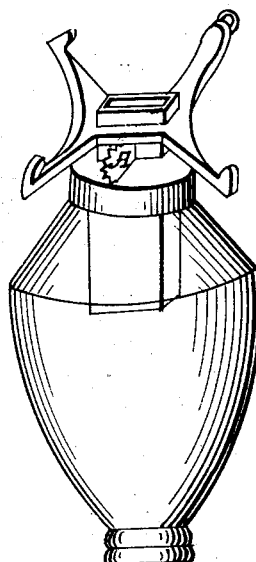


FIG. 3.



UNITED STATES PATENT OFFICE.

SAMUEL RUST, OF NEW YORK, N. Y.

LAMP.

Specification of Letters Patent No. 772, dated June 7, 1838.

To all whom it may concern:

Be it known that I, SAMUEL RUST, of the city of New York, State of New York, have invented new and useful Improvements in
5 Lamps for Lighting Houses, Stores, &c., which improvements are applicable not only to the lamps formerly patented by me, but also to other lamps analogous to mine in their general construction; and I do here-
10 by declare that the following is a full and exact description thereof.

Instead of the cylindrical roller, fluted, or toothed upon its surface, and placed so as to revolve horizontally in the stopple,
15 or in the flattened tube of the lamp, or otherwise for the purpose of raising the wick, as fully described by me in the specification attached to Letters Patent above alluded to, I now make a wick raiser, which consists
20 of a thin wheel or disk of metal, having teeth, or notches around its edge. This I insert within a narrow slit, or opening, left for that purpose into the top or stopper of the lamp, and in the tube for holding the
25 wick, in such manner that the teeth of said disk, or wheel, shall take hold of the middle part of the flat wick, and serve to raise or depress it by simply applying the finger, or other article to the exposed part of
30 the wheel, and turning it around. In the accompanying drawings this wheel is shown at A, Figures 1 and 2. The same kind of wheel, or disk, which I have thus described and represented, may be applied equally
35 well to my lamps, with a shade which was made the subject of former patents ob-

tained by me. In Figs. 3 and 4 these wheels are shown at A A.

In Fig. 3 the shadeholder without the shade is shown attached to the top of the
40 tube above the wheel which shadeholder has no rim, but mere arms or supporters for the shade to rest on.

In Fig. 4 the shadeholder with the shade in place, is shown, which has a rim for the
45 shade to rest on and which has the wheel inserted within the shadeholder or supporters of the shade, &c. These need not be here particularly described, as they are fully so in the specifications attached to Letters Pat-
50 ent granted to me on the ninth day of January 1838.

What I claim as my invention, and desire to secure by Letters Patent is—

The inserting of a disk, or wheel, notched,
55 or toothed on its edges, and inserted vertically into the top of the stopper, or top of the lamp and tube; the pin, or axle upon which said wheel revolves, being attached, or secured direct to the tube itself, or to the
60 inside, or top of the stopper, or lamp; for the purpose, and in the manner herein set forth, whether the same be used with the stoppers and tubes of my improved lamps, with or without shades, or in lamps analo-
65 gous in construction, and to which they may be adapted.

SAMUEL RUST.

Witnesses:

H. L. DORR,
JAMES L. ESTEY,
C. NAGLE,