

T. WHITSON.

Fire Place.

No. 784.

Patented June 14, 1838.

Fig. 1

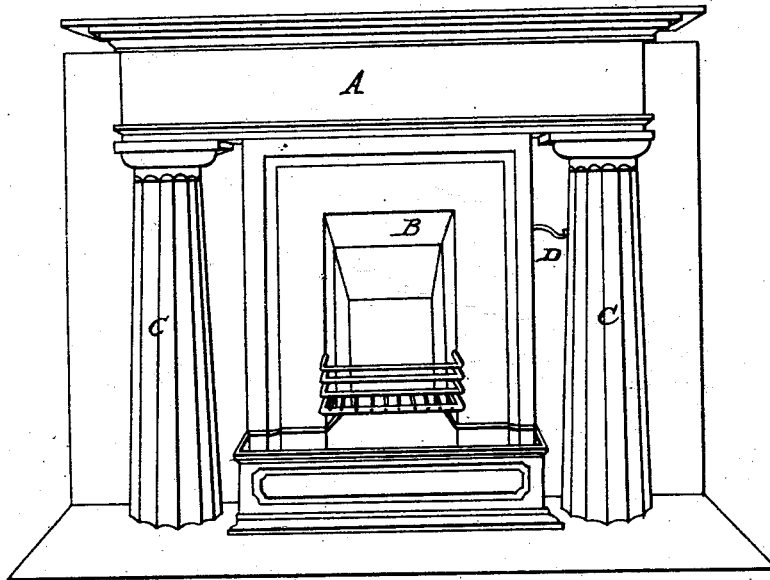


Fig. 4

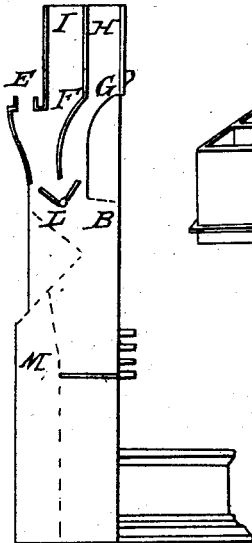


Fig. 3

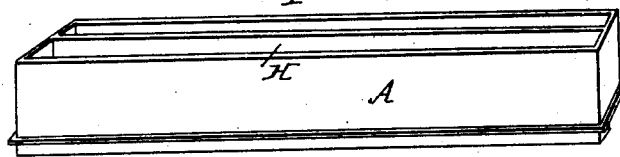


Fig. 2

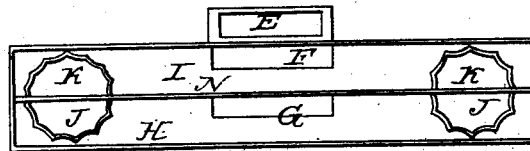


Fig. 5

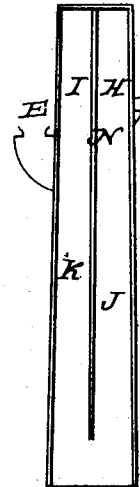
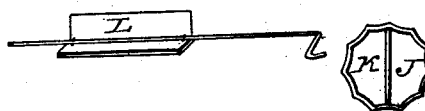


Fig. 6



Witnesses
Owen G. Warren
Samuel Wilson

Inventor
Thomas Whitson

UNITED STATES PATENT OFFICE.

THOMAS WHITSON, OF NEW YORK, N. Y.

CONSTRUCTING THE FLUES OF OPEN FIREPLACES.

Specification of Letters Patent No. 784, dated June 14, 1838.

To all whom it may concern:

Be it known that I, THOMAS WHITSON, of the city, county, and State of New York, have invented a new and useful Improvement in Flues; and I do hereby declare that the following is a full and exact description.

The name of this invention is "Whitson's improved flue."

The nature of it consists in conveying the smoke from the grate into the front part of the frieze, down the front part of the columns, up the back part of the same into the rear of the frieze, and thence into the chimney, or by means of a double damper, directly into the chimney.

To enable others skilled in the business to make and use my improved flue, I herein describe its construction and operation. Its general appearance is that of an ordinary fire place with Doric columns. The grate is made in the ordinary form for burning coal or wood to either of which this flue is adapted.

I construct this fire place and its apparatus of any approved materials, the exterior generally of Russia sheet iron. There are two flues, one leading directly up the chimney and the other into the frieze and columns. There is a damper (L Figure 4 annexed drawing) which regulates the direction of the smoke. When the fire is first kindled, and it is desirable to have a strong draft, the damper L (by means of its handle D) is turned so as to close the flue leading to the aperture G Figs. 2 and 4 and open the one leading by the aperture E (the same figures) directly up chimney. When the fire is kindled, and it is desirable to throw as

much heat as possible into the room the damper L is turned back and the smoke passes through the flue in front, and through the aperture G Figs. 2 and 4 into the frieze A Fig. 1, H Fig. 2. Here it passes to either side and down the front division of the columns J and up the back side K to the back part of the frieze I. It then escapes to the chimney, passing into the escape flue E by the passage F.

For the letters and figures of reference see annexed drawing, which makes a part of this specification.

The columns are made hollow of any form, hollow with a partition running from the top down to within a few inches of the bottom. See section Fig. 5. The frieze has also a partition midway from top to bottom, running its whole length. See Figs. 2, 3 and 5. The partition down the columns is but a continuation of the partition of the frieze.

This grate and flue, are so made that the whole can be set in front of any ordinary fire place or grate at a little distance out, so that the heat given out in the back part may be thrown into the room.

What I claim as my invention and desire to secure by Letters Patent is—

The partitions, above described, of the top or frieze and the columns, both of which I believe to be entirely new and a great improvement.

THOMAS WHITSON.

Witnesses:

OWEN G. WARREN,
SAML. S. WHITSON.