

E. Landis,

Truss.

N^o 2,829.

Patented Oct. 22, 1842.

Fig. 1.

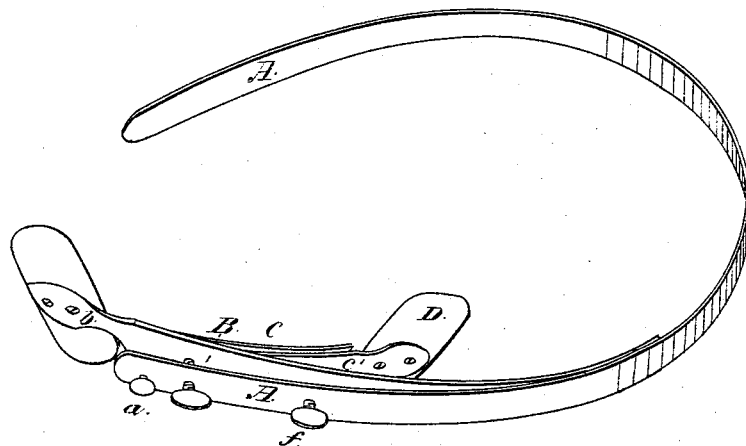


Fig. 2.

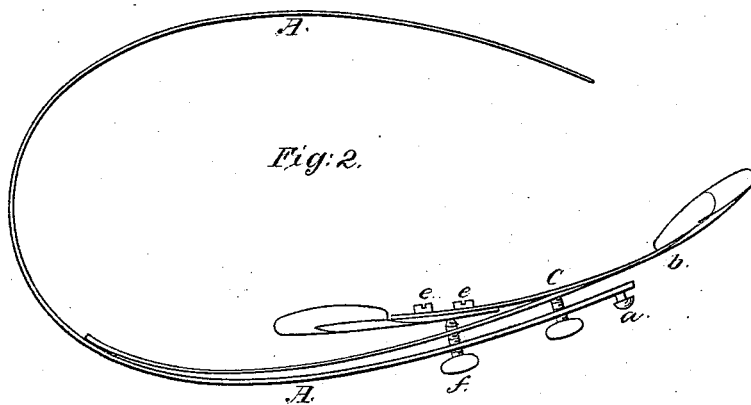
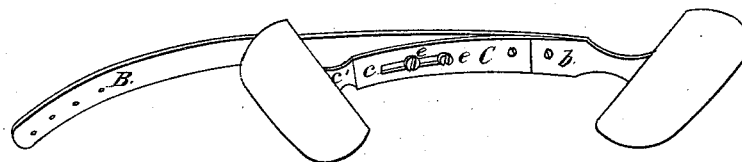


Fig. 3.



UNITED STATES PATENT OFFICE.

EDMUND LANDIS, OF LANCASTER, PENNSYLVANIA.

TRUSS.

Specification of Letters Patent No. 2,829, dated October 22, 1842.

To all whom it may concern:

Be it known that I, EDMUND LANDIS, of the city and county of Lancaster, in the State of Pennsylvania, have invented a new and useful Improvement in Dresses for the More Effectual Relief and Cure of the Disease called "Hernia;" and I do hereby declare that the following is a full, clear, and exact description thereof, reference being had to the accompanying drawings, making a part of this specification, in which—

Figure 1, is a perspective view; Fig. 2, blocks detached; Fig. 3, geometrical top plan.

The nature of my invention consists, in the addition of a slight spring or springs to the main spring of a truss which passes around the body as hereafter described. The main spring A is formed of steel, of suitable dimensions for the purpose required, and is so constructed as to extend horizontally around the body from the extreme end of the spinous processes of the lumbar vertebra, across the spine, around and across the abdomen nearly to the inguinal canal of the side on which it commenced; it is bent to fit the body as nearly as practicable, and on its anterior end a button (a) is attached to fasten the strap to, as in the common truss. To the spring A, I affix another spring B, of the same width, and about one third its length extending from the anterior end of the spring A, back along its inner face, the other end of the spring B, being its point of attachment; this spring is about one half the strength of A, it being made thinner.

To the loose end of spring B I attach an iron (b) about 2 inches long more or less, flattened at each end, and contracted at the center, the end which is riveted to the spring is of the same form as the end of the spring and about twice its thickness the other end is formed to fit the block and hold it steady, and to it the block is screwed. The block

should be of the proper form to fit the parts as the nature of the case requires. For a double rupture consisting of a descending hernia on both sides, a spring (c) of the same width and thickness as spring B, is attached to that spring, just behind the end of the iron (b) this spring extends back on the inside of spring B, about two fifths its length, near the loose end of C. A longitudinal slot (c) is made for the purpose of attaching an iron (c') that holds the block D, to; the end of this iron which is attached to the spring C, is somewhat longer than the iron b, otherwise it is similar in form; two screws (e, e,) pass through the slot (c) into the iron (c') and confine it thereto; by this construction the block D, is made to approach or recede from the other block as desired. By the elasticity and independent action of the springs B and C, the blocks are kept equably and firmly against the rupture during the most varied motions of the body, in a simple and efficient manner, and a speedy and permanent cure is thus effected.

What I claim as my invention and desire to secure by Letters Patent is—

1. The combination of the long slender spring B, with the main spring A, of the truss to maintain an equal pressure on the rupture during every motion of the body, in the manner and for the purpose herein set forth.

2. I also claim in combination with the above springs A and B the spring C, adjusted by screw (f) constructed and arranged as above described.

3. I further claim the combination of the blocks placed obliquely on the abdomen over the inguinal canal with the horizontal spring for giving a perpendicular pressure upon the parts effected—as above specified.

EDMD. LANDIS.

Witnesses:

GEORGE R. WEST,
J. J. GREENOUGH.