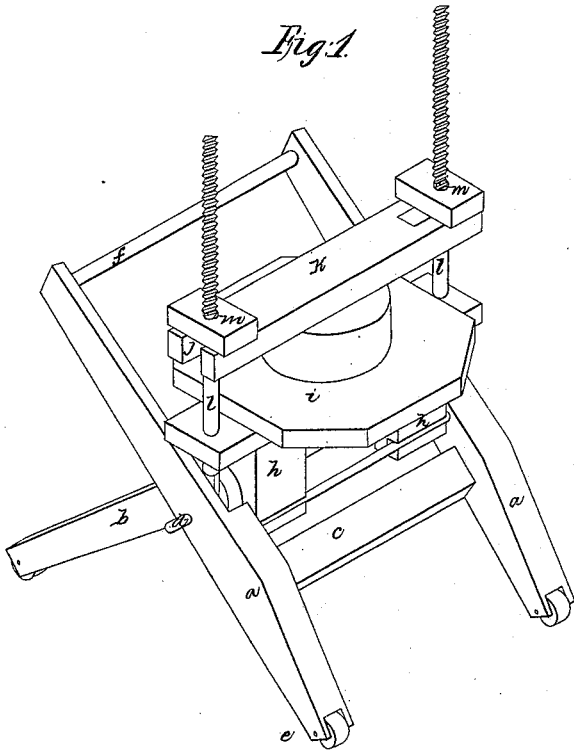


*C. Stone,*  
*Cheese Press.*

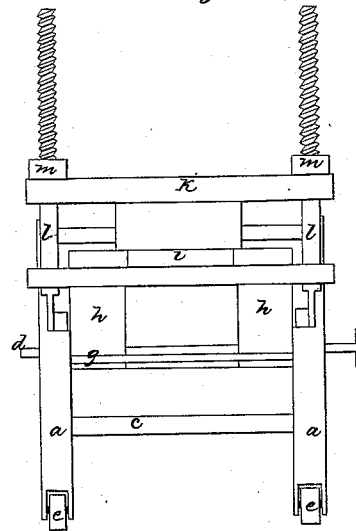
*N<sup>o</sup> 5,220.*

*Patented Aug. 7, 1847.*

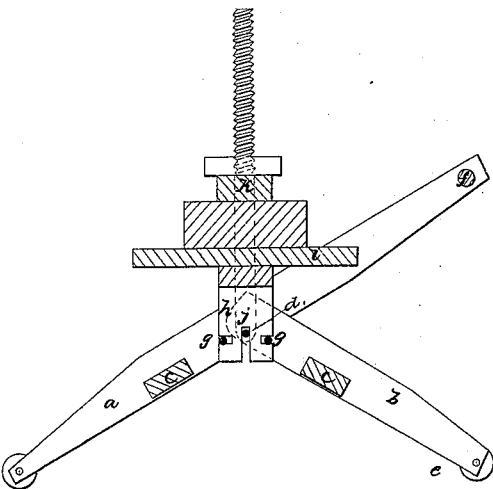
*Fig. 1.*



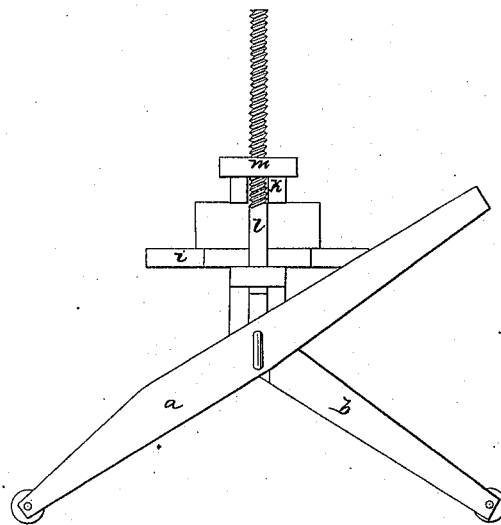
*Fig. 2.*



*Fig. 3.*



*Fig. 4.*



# UNITED STATES PATENT OFFICE.

CHESTER STONE, OF ROOTSTOWN, OHIO.

## SELF-ACTING CHEESE-PRESS.

Specification of Letters Patent No. 5,220, dated August 7, 1847.

*To all whom it may concern:*

Be it known that I, CHESTER STONE, of Rootstown, in the county of Portage and State of Ohio, have invented new and useful Improvements in Self-Acting Cheese-Presses, and that the following is a full, clear, and exact description of the principle or character which distinguishes them from all other things before known and of the manner of making, constructing, and using the same, reference being had to the accompanying drawings, making part of this specification, in which—

Figure 1 is a perspective representation of my improved press; Fig 2, a side elevation, Fig. 3 a longitudinal vertical section and Fig. 4, a longitudinal elevation thereof.

The same letters indicate like parts in all the figures.

The object of my invention is to make a press in which the levers which give the pressure by the weight of the cheese and all the parts of the press shall constitute the legs and supporting frame of the whole press. I attain greater simplicity, portability, and cheapness of construction, together with facility for repairs, and at the same time use the weight of all the parts of the structure to aid in giving pressure than by any other known means. And the nature of my invention consists in connecting together by means of a single rod, two frames that constitute the levers, the outer ends of which rest and run on the floor; the rod which unites these two frames being made to pass through the rods that work the platen or follower and the frame of the bed being notched to rest on two rods, one attached to each frame and at equal distances from the rod that connects the two frames so that the two rods that support the frame of the bed shall constitute the fulcrums of the levers.

In the accompanying drawings (*a*) and (*b*) are the two frames that constitute the levers; they are each made of two side pieces connected by cross bars (*c, c*). These two frames are connected together by means of an iron rod (*d*) on which they turn their outer ends resting on the floor and being provided, one or both, with rollers (*e, e*) to avoid friction when by the action of the weight they spread out. The side pieces of

one of these frames extend out beyond the rod on which they turn, and are at their outer extremity connected together by a rod (*f*) which forms a handle by which the press can be worked by hand when desired.

On each side of the rod that connects the two frames there is another metal rod (*g*) one for each frame, and the two at equal distances from the connecting or central rod. These two rods act as the fulcrums of the levers, and for this purpose the two standards (*h, h*) of the bed (*i*) of the press are notched to receive the rods and rest on them. This mode of connecting the bed with the fulcrum of the levers together with the mode of connecting the two lever frames by the central rod admits of taking the press to pieces for repairs or transportation by simply drawing out the central rod.

The standards (*h, h*) are slotted vertically in the middle at (*j*) to receive the central rod and permit it to move up and down as the levers operate the platen or follower (*k*), which is connected with them by means of two side pieces (*l, l*) through which the central rod passes, the platen or follower being connected with the side pieces by means of adjusting nuts (*m, m*) in the usual manner.

From this arrangement it will be seen that the weight of the cheese and all the parts of the press rest on the floor and constantly tend to force down the lever frames to bring them to a horizontal position, and that in doing this the connections of the platen or follower with the central rod that unites the two lever frames in the middle and between the two fulcrum rods (*g, g*) will draw the platen down onto the bed and make pressure, for the lever frames resting and running on the floor, and turning thereon gives a greater amount of motion to the central rod than to the two fulcrum rods, and therefore this difference of sweep becomes the measure of the leverage of the press and of the amount of motion which the follower will have relatively to the bed.

What I claim as my invention and desire to secure by Letters Patent is—

Connecting the two lever frames and the platen or-follower together by a central rod midway between the points of support of the lever frames, when this is combined with

the supporting of the bed of the press on the two fulcrum rods attached to the lever frames on each side of the central rod or connection of the two lever frames and  
5 platen, substantially as described, whereby the levers of the press answer the purpose of legs or supports for the whole press and by

which also the whole weight of the frame and all other parts of the press act on the lever purchase to give the required pressure. 13  
CHESTER STONE.

Witnesses:

C. W. M. KELLER,  
S. WATERMAN.