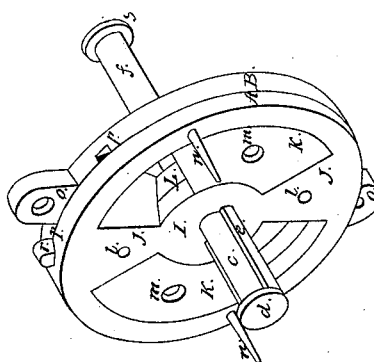

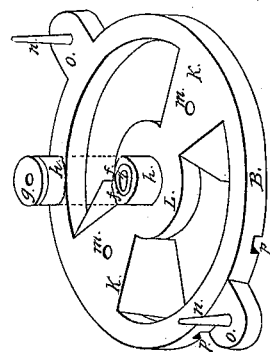
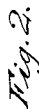
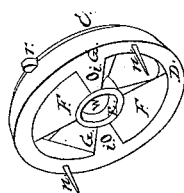
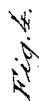
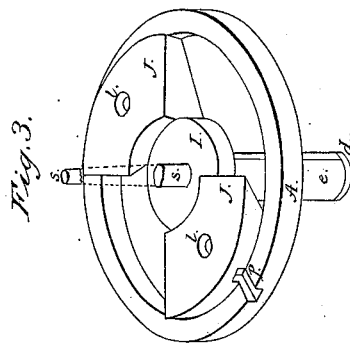
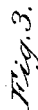


*Patented June 27, 1848.*



# UNITED STATES PATENT OFFICE.

JAMES C. HELME, OF WILKES-BARRE, PENNSYLVANIA.

## BEDSTEAD-FASTENING.

Specification of Letters Patent No. 5,649, dated June 27, 1848.

*To all whom it may concern:*

Be it known that I, JAMES C. HELME, of Wilkes-Barre, in the county of Luzerne and State of Pennsylvania, have invented a new and Improved Beadstead-Fastener; and I do hereby declare the following to be a full, clear, and exact description thereof, reference being had to the accompanying drawings, making a part of this specification, in which—

Figure 1 is a perspective view of the respective parts of my bedstead fastener united, and Figs. 2, and 3, are perspective views of the same detached. Figs. 4 and 5, are perspective views of a modification of my improved bedstead fastener.

Fig. 3, represents the form of the portion of my improved bedstead fastener which is attached to the ends of the rails; it is composed of the metallic ring A, having the disk I, in its center, to which it is connected by the radial clutching arms J, J, the whole being cast in one piece. The ring A, and disk I, correspond with each other in thickness; the radial clutching arms J, J, are double the thickness of the ring and disk, the base of the three being on the same plane, and the face of the arms rising above the face of the disk and ring, as represented. The sides of the radial clutching arms flare outward from their base, so that the area of their face is about double that of their base. *c*, is an arm cast with, and projecting from the center of the base of the disk I, having a projecting button head *d*, upon its extremity. This arm, *c*, is inserted into a hole in the end of the rails, and is secured therein as follows: *e, e*, are strips of wood placed around the shank of the arm *c*, these are immersed in glue previous to inserting the arm in its receiving aperture, and the hardening of the glue firmly secures the shanks within the same. This portion of the fastener is kept from turning by means of screws inserted through the apertures *l, l*, in the clutching arms, into the ends of the rails. *s*, is a spindle projecting from the center of the face of the disk I, with which it is cast.

Fig. 2, represents the form of the portion of the fastener secured to the posts of the bedstead, the ring B, the disk L, and radial clutching arms K, K, of this portion of the fastener, exactly correspond in form and proportion with the same parts represented in Fig. 3 and described above, save that

there projects from the ring B, the ears O, O. To the center of the base of the disk L, there projects a hollow arm *f*, having a projecting button head *g*, at its extremity. This portion of the fastener is secured to the post by means of the strips of wood *h, h*, placed around the arm *f*, and immersed in glue previous to inserting the arm in the aperture in the post; and is further secured and prevented from turning by means of the points *n, n*, projecting from the ears *o, o*, and driven into the post, or by screws passing through apertures in the ears, or through the apertures *m, m*, in the clutching arms K, K. I sometimes cast steadying points on the rings A, and B, to keep them from turning, as represented in Fig. 1.

The respective portions of the fastener being thus secured to the posts and rails of a bedstead, they are brought together by inserting the spindle *s*, projecting from the face of the portion of the fastener on the end of the rail, into the hollow arm *f*, projecting from the base of the portion of the fastener secured to the post, and passing the projecting face of the radial clutching arms J, J, into the space between the clutching arms K, K, then by turning the rail in either direction, the projecting edges of the clutching arms, on each portion of the fastener, will pass under and lock with each other, as represented in Fig. 1, drawing the face of each portion of the fastener so closely to each other as to render them bug proof. In the face of one of the rings A, B, a groove *p*, is formed, and in the face of the other ring two grooves *p, p*, of corresponding size are formed; when the respective portions of the fastener are turned, either to the right or to the left, so as to lock with each other, the grooves *p, p*, in each ring are brought opposite each other, forming a mortise for the reception of a wedge shaped key *r*, which secures the respective portions of the fastener firmly to each other.

In Figs. 4 and 5, the radial clutching arms are of the same form as represented in Figs. 2 and 3. The arms G, G, are cast with a ring D, leaving a space between their inner ends; the arms F, F, are cast with, and project from the face of a disk C; the inner ends of the clutching arms F, F, are united by a hub E, which accurately fits between the inner ends of the arms G, G, when the respective parts of the fastener are brought

together. The disk C, is made fast to the rail by means of a large screw passing through the aperture *w*, in the hub E, into the bedstead, and is kept from turning by the steadying points *n, n*; the ring D, is made fast to the post by means of screws passing through the apertures *i, i*, in the arms G, G, into the bedstead, and by the steadying points *n*.

10 It will readily be perceived that my improved bedstead fasteners will act as well for a right as for a left hand fastener; consequently but one pattern of each portion of the fastener will be required to a bedstead.

What I claim as my invention and desire to secure by Letters Patent, is— 15

The manner of constructing a double right and left hand fastener for securing the rails to the posts of bedsteads, by means of the radial clutching arms, combined with metallic disks and rings, and operating with each other substantially in the manner herein described, and represented in both modifications of my improved bedstead fastener. 20

JAMES C. HELME.

Witnesses:

Z. C. ROBBINS,  
J. M. THAYER.