

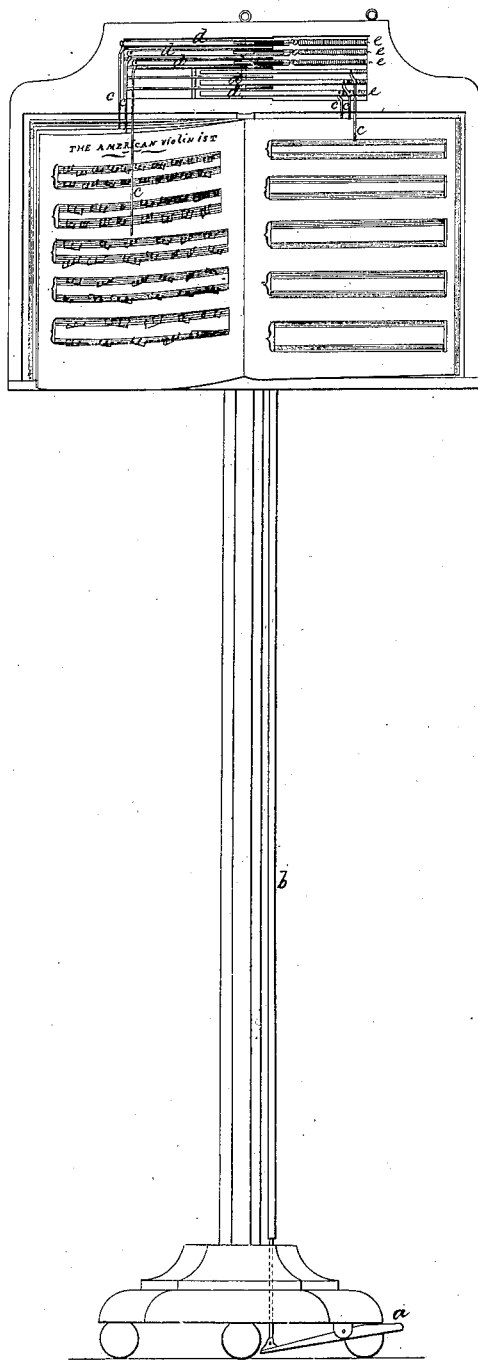
H. W. Holley,

Music-Leaf Turner,

No 6,094,

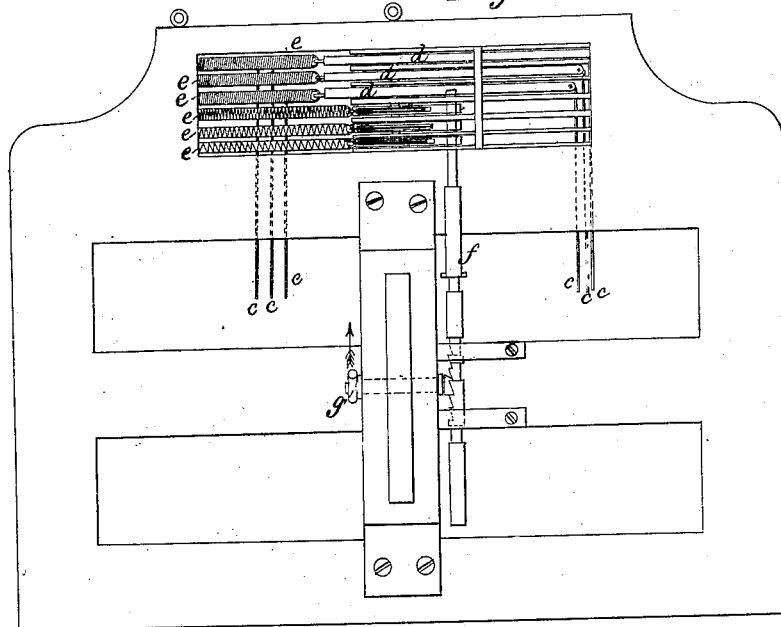
Patented Feb. 6, 1849.

Fig. 1.

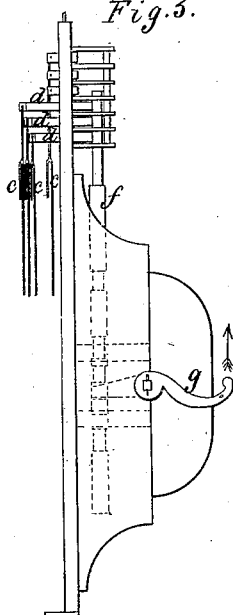


*H. W. Holley,*  
*Music-Leaf Turner,*  
*No 6,094, Patented Feb. 6, 1849.*

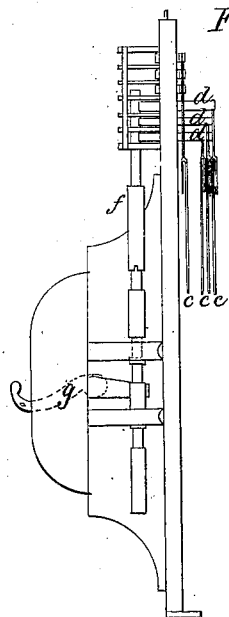
*Fig. 2.*



*Fig. 3.*



*Fig. 4.*



# UNITED STATES PATENT OFFICE.

HENRY W. HOLLY, OF STAMFORD, CONNECTICUT.

## MUSIC-STAND.

Specification of Letters Patent No. 6,094, dated February 6, 1849.

*To all whom it may concern:*

Be it known that I, HENRY W. HOLLY, of Stamford, in the county of Fairfield and State of Connecticut, have invented a new and Improved Music-Stand for Turning Leaves; and I do hereby declare the following to be a full, clear, and exact description of the same, reference being had to the annexed drawings, making a part of this specification, in which—

Figure 1 is a full length view of the music stand. Fig. 2 is an enlarged view of the underside of the desk. Figs. 3 and 4 are side views of the desk, showing the ends.

The nature of my invention consists in making a stand for holding books for music &c., and having facilities for turning the leaves of music or books over, at pleasure without the use of the hands.

I provide a stand at the top of which is a book table and to this table is attached the apparatus for holding and turning the leaves over by the use of the perpendicular rod, and pedal for the feet which actuates the machinery for turning the leaves by raising the rod with a pedal, the pedal is (*a*) and rod (*b*) in the drawings. The face of the table is flat and unobstructed; while, within the thickness of it is placed a row of levers, attached to a row of springs at one end, and having each a fork at its end. A leaf is to be placed into this fork which may be known as (*c*); the levers being (*d*) and the springs (*e*). The back or underside of the table is more fully shown at Fig. 2; and still further at Figs. 3 and 4. A slide, as (*f*) is applied in proper manner with a lever at (*g*) to work the slide (*f*) down, it having been placed up by hand and is to be slid down by using the pedal (*a*) which raises the rod (*b*) and with it the lever (*g*). The slide has a series of notches on its

side into which a connection from the lever (*g*) is worked which causes the rod (*f*) to slide down and release the levers (*d*) so that the springs may act.

In operation, the forks (*c*) should each be taken separately and a leaf placed therein, while the levers (*d*) should be thrown over to the right hand side of the stand, and when all are so thrown over the slide (*f*) is passed over the top of them, by which they are held as placed, and the springs held out to their full tension. This is done by hand, and before you begin to play and read the notes. Having arranged the stand in this way, the book may be read or the music played from it until the page is finished when by touching the pedal with the feet it will raise the rod and lever (*g*) which by acting on the notches in the slide, removes the slide one notch down which relieves one of the levers (*d*) and its spring; the relieving of the spring allows it to recoil back and carry with it the lever (*d*) and the fork, which last holding the leaf turns it over with itself and the lever; each succeeding touch of the pedal turns over a leaf in like manner until the whole number is exhausted and then the whole machine may be reset and the operation repeated.

What I claim as my invention and desire to secure by Letters Patent, is—

The combination and arrangement of an apparatus with the music or book stand; which apparatus consists of the connecting bar (*b*); crank (*g*) and the second crank, to slide the catch bar (*f*), constructed and operating as herein described and set forth.

HENRY W. HOLLY.

Witnesses:

J. L. KINGSLEY,  
THOS. G. FRENCH.