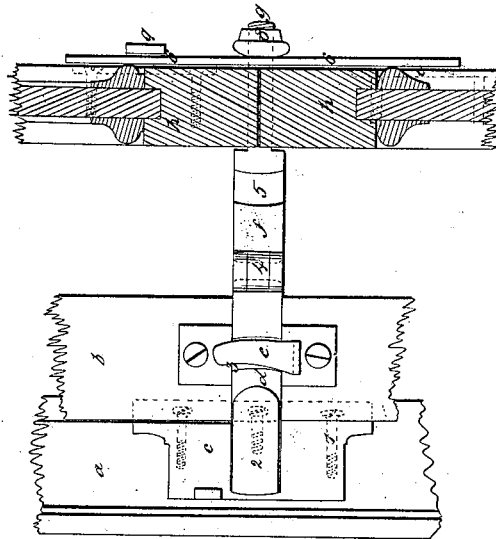
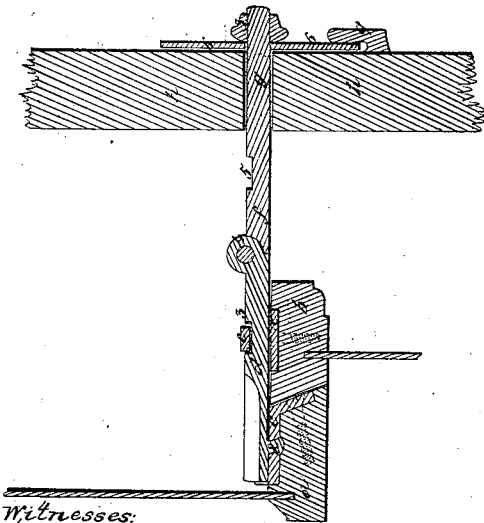
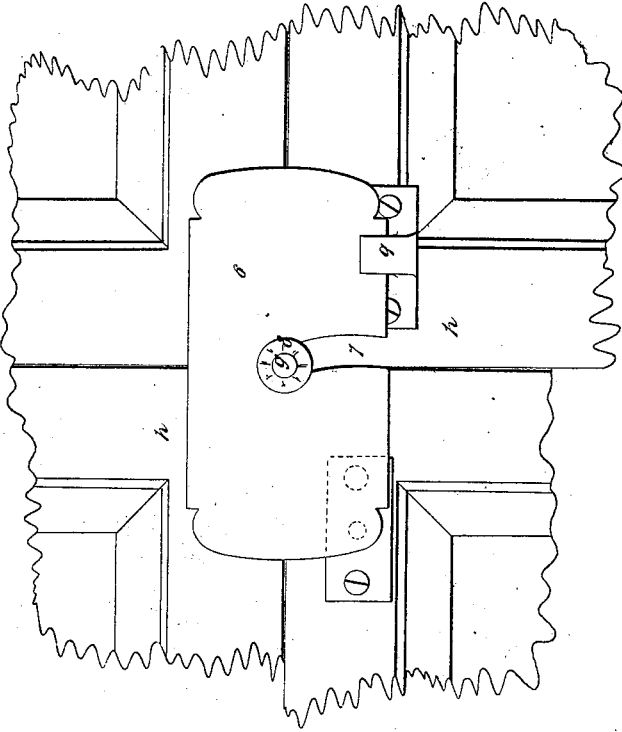


*J. Bell,*

*Shutter Fastener.*

*N<sup>o</sup> 6,658.*

*Patented Aug. 21, 1849.*



*Witnesses:*

*W. L. L. L.*  
*Samuel W. L. L.*

*Inventor:*

*James Bell*

# UNITED STATES PATENT OFFICE.

JAMES BELL, OF NEW YORK, N. Y., ASSIGNOR TO A. D. BALDWIN.

## COMBINED SASH AND INSIDE-SHUTTER FASTENER.

Specification forming part of Letters Patent No. 6,658, dated August 21, 1849.

*To all whom it may concern:*

Be it known that I, JAMES BELL, of the city, county, and State of New York, have invented and made and applied to use certain new and useful Improvements in the Construction of Combined Sash and Inside-Shutter Fastenings to Windows, such improvements operating either to secure the sashes alone or to secure both the sash and shutters, in which latter case the windows cannot be opened from without by breaking a pane of glass or by the insertion of an instrument between the upper and lower sash unless a violence is used that will break the sashes at the meeting-rails, for which said improvements I seek Letters Patent of the United States; and I do hereby declare that the said improvements are fully and substantially set forth and shown in the following description and in the drawings annexed to and making part of this specification, wherein—

Figure 1 is a plan of the parts employed as in place for use, full size. Fig. 2 is a side elevation of the same parts, but sectional as regards the sashes. Fig. 3 is an inside elevation of the meeting parts of the shutters as when closed and fastened.

The same letters and numbers, as marks of reference, designate the same parts in all the three figures.

In the drawings, *a* is the lower rail of the upper sash.

*b* is the upper rail of the lower sash.

*c* is a bevel-flanged plate let into the upper and inner edge of the rail *a* and secured by screws 1 1. This plate receives through it a riveted pivot 2, that is part of the principal fastening-piece *d*, which has a circular groove 3 to take the hook of a catch-piece *e*, that is secured into the top rail *b* on one side of the piece *d*. At 4 the piece *d* is made as a hinge-joint, carrying over the front edge of the rail *b* a second part *f*. This has a groove 5 to overlies the hook *e* when turned back on the part *d*, and finishes as a rounded part *g* that passes through the shutters *h h*. One of these has a plate 6 secured on it by a pivot *i* at one corner of the plate, so that the plate can

swing on it. In the plate 6 a circular slot 7 allows the plate to pass over the point of the part *g* when the shutters are closed, and a small common catch 9 takes the corner of the plate 6 opposite the pivot *i*. On the end of the part *g* a screw and nut 8 compress the plate and shutter together toward the sash, and render it impracticable for a person to obtain an entrance from the outside without using a degree of violence that must fracture some or all of the parts. When not in use with the shutters, the joint 4 permits the part *g* to be folded back out of the way, and when it is desired to open the sashes the part *d* can be moved on the pivot 2 from under the catch-hook *e*, and swing round so that the parts *d*, *f*, and *g* lie lengthwise on the lower rail *a* of the upper sash, clear of the movement of either sash, thus forming a combined sash and shutter fastener that differs from all heretofore known.

It will be readily seen that the hinge 4 may be dispensed with and the parts *d* and *f* be made as one piece without any substantial variation from the foregoing description, as the joint 4 is more of a convenience to turn the parts back than an absolute necessity to the general invention.

I do not claim to have invented any of the parts employed herein, as separately either is well known; but

I do claim as new and of my own invention, and desire to secure by Letters Patent—

The herein-described method of fastening window-sashes and inside shutters by means of two pieces of metal hinged together, or one entire piece binding the sashes and shutters by the addition of a plate and screws, so that they can only be opened from the inside, the whole constructed and operating substantially as described and shown.

In witness whereof I have hereunto subscribed my name in the city of New York, this 9th day of June, 1849.

JAMES BELL.

Witnesses:

WM. SERRELL,  
LEMUEL W. SERRELL.