

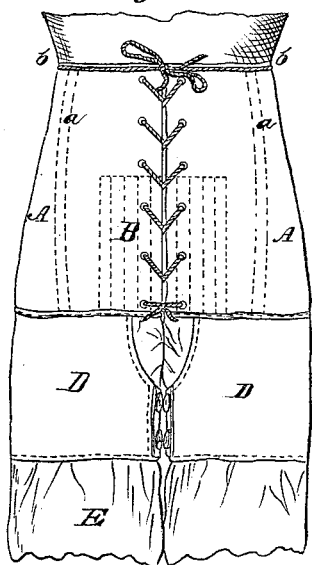
*M. W. O'Meara,*

*Bandage,*

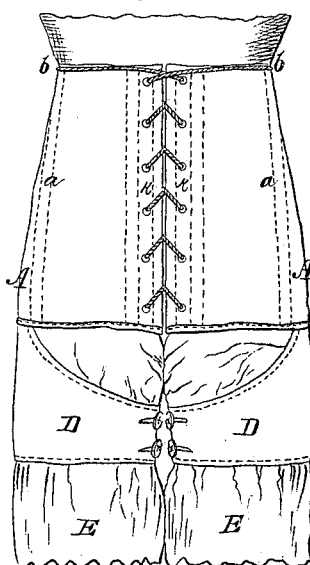
*Nº 7175,*

*Patented Mar. 12, 1850.*

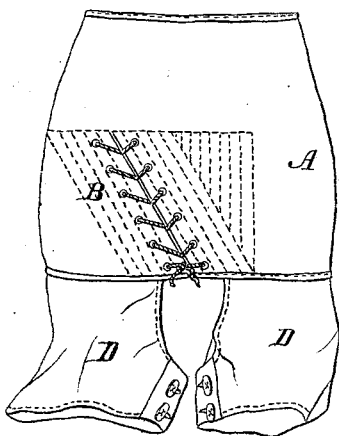
*Fig. 1.*



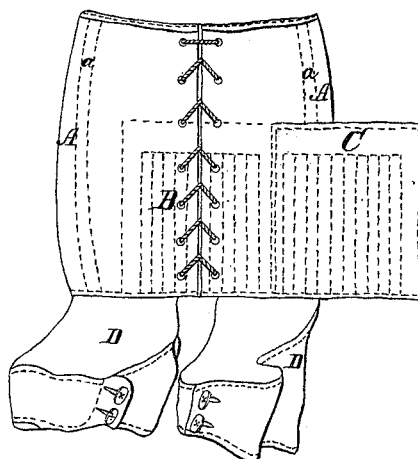
*Fig. 2.*



*Fig. 3.*



*Fig. 4.*



# UNITED STATES PATENT OFFICE.

MARY W. O'MEARA, OF NEW YORK, N. Y.

## ABDOMINAL SUPPORTER.

Specification of Letters Patent No. 7,175, dated March 12, 1850.

*To all whom it may concern:*

Be it known that I, MARY W. O'MEARA, of the city, county, and State of New York, have invented a new and useful Improvement on Abdominal Supporters; and I hereby do declare that the following is a full, clear, and exact description of my invention, reference being had to the accompanying drawings, making a part of this specification, in which—

Figure 1, is a front elevation. Fig. 2 is a back view. Fig. 3, is another front view showing the application for cases of rupture. Fig. 4, is a vertical section showing the inside of the supporter.

The same letters of reference indicate like parts on all the figures.

The nature of my invention consists in providing an abdominal supporter composed of a bodice support for the abdomen with the ribs projecting to the middle and combining the same with section trunk hose or short legs to retain the bodice firmly in its place and prevent it from gathering or being raised up by the bodily action of the person who wears it.

To enable others skilled in the art to make and use my invention I will proceed to describe its construction and its operation.

(A) is the bodice made of strong cloth which is the most suitable. It is laced behind and before and is tied around the waist as represented *b*, in Figs. 1 and 2; and it extends down to the bottom of the abdomen. It is made with ribs up the middle where it is laced behind and with stiffening cords, *a, a*, at the sides. B are a set of abdominal supporting or bracing ribs in front, and, C, is an interior set secured on a flap and stitched to the inside behind the set B, as represented in Fig. 4. These ribs are made to project down and at the middle of the bodice, A, and the inside set, C, are lapped close to the front set when the supporter is on the wearer, and are retained firm in their place by the pressure of the abdomen against them.

K, K, are ribs for supporting the back and are a very superior and beneficial sub-

stitute for a pad which is common to other supporters and very objectionable on account of the confined heat arising from the use of a pad. Fig. 4 shows this set to represent the mode of its construction not as it is worn.

D D, are section trunk hose, or short legs. They are sewed to the bodice A forming part of the same. These trunk hose must be fitted accurately and so must the bodice—the whole abdominal supporter, to the shape of the wearer. The trunk hose are made to open and button tightly on the thighs E, E, as represented in Figs. 1 and 3. For ordinary cases the ribs are placed as represented in Figs. 1, 3 and 4, but for the cases of rupture the ribs are set projecting angularly to the ruptured part to support the same, as represented in Fig. 3. This arrangement for cases of rupture is of great importance and practical benefit. The trunk hose or short legs D, D, attached to the bodice or that part which supports and braces the abdomen prevents the said bodice from being pressed upward out of its place by the motion of the body. They perform the office of braces to this bodice and prevent it from being totally ineffective, which it otherwise would be without them.

For females this abdominal supporter is most excellently adapted both from its simplicity, its qualities of being perfectly braced to support the abdomen, and by the trunk hose to be retained firm in its place without being raised or pressed upward thus affording at all times a complete support to the abdomen, not affected by the motions of the body of the wearer to derange it.

Having thus explained my invention I claim—

This abdominal supporter constructed with the bodice A as described in combination with the trunk hose D, in the manner described or in any other manner substantially the same for the purpose set forth.

MARY W. O'MEARA.

Witnesses:

O. D. MUNN,  
G. S. DE WITE.