

D. HICKS.
IRON HELVE AND HAMMER.

No. 7,242.

Patented Apr. 2, 1850.

Fig. 1.

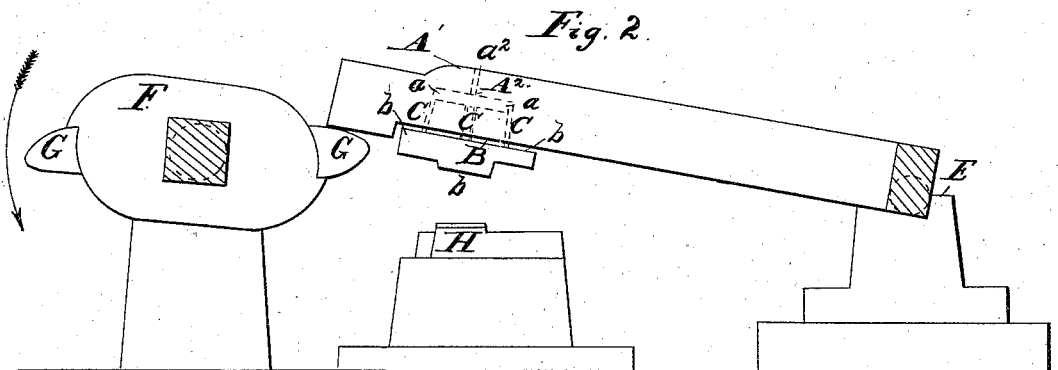
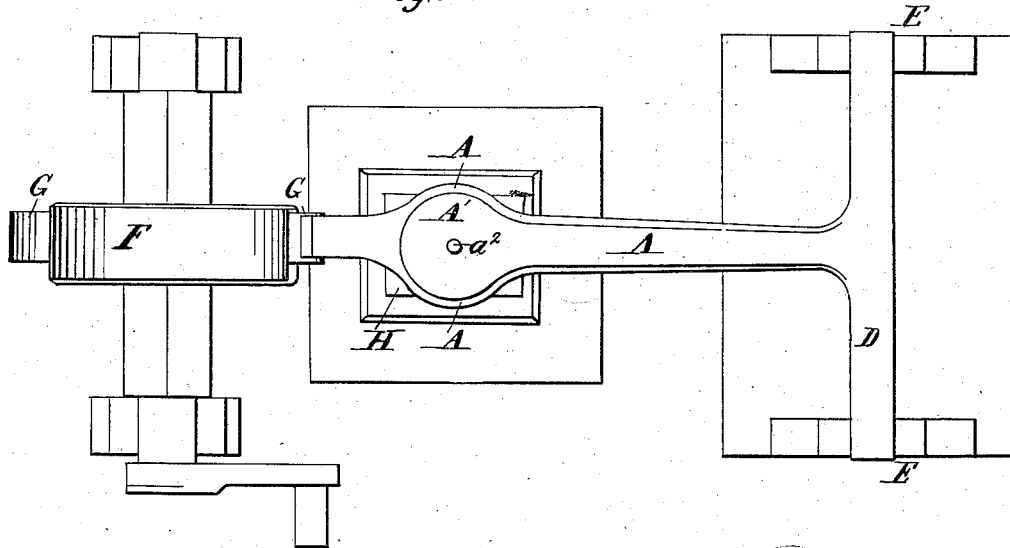


Fig. 4.

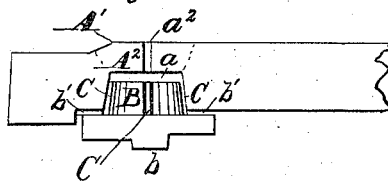
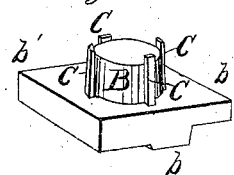


Fig. 3.



UNITED STATES PATENT OFFICE.

DANIEL HICKS, OF DUNCANSVILLE, PENNSYLVANIA.

ATTACHMENT OF THE FORGE-HAMMER TO ITS HELVE.

Specification of Letters Patent No. 7,242, dated April 2, 1850.

To all whom it may concern:

Be it known that I, DANIEL HICKS, of Duncansville, in the county of Blair and State of Pennsylvania, have invented a new and useful Improvement in the Iron Helve and Hammer for Hammering Puddlers' Balls and Forgemens' Loops, &c., which is described as follows, reference being had to the annexed drawings of the same, making
10 part of this specification.

Figure 1, is a top view of the helve, hammer, bearings, and cogged cylinder. Fig. 2, is a side view of ditto. Fig. 3, is a perspective view of the stem, holders, and hammer.
15 Fig. 4, is a section of ditto.

Similar letters in the several figures refer to corresponding parts.

The iron helve in use has the eye extending entirely through the head for the reception of the conical stem of the hammer which extends through by which construction the head is so much weakened by the removal of the metal from the crown of the head, to form said opening, as to render it
20 very liable to crack or split in hammering heavy pieces of iron. In order to remedy this defect in the construction of the iron helve A I make the crown A' solid, except a small hole in the center for a punch, and
25 form the eye, or socket, A² only so deep as to admit the shank of the hammer which is made of reduced length, thus leaving a space *a* between the smaller end of the stem

B and the crown of the head, as shown in Fig. 4. By thus making the crown of the head of the hammer solid (except the small hole above mentioned) the portion in which the eye or socket is formed will be more united and be bound together so firmly as to cause it to resist the action of the tapered stem and binders, whilst the hammer is in operation, and thus prevent the head from splitting.
35

The axle or husk D of the helve and its bearings E, together with the face *b* and shoulders *b'* *b'* of the hammer; and the revolving cylinder F and cogs G for lifting the hammer and likewise the anvil H are made and arranged in the usual, or most approved manner.
40 50

What I claim as my invention and desire to secure by Letters Patent, is,

Limiting the depth of that portion of the hole in the helve which receives the shank of the hammer and at the same time making the crown A' solid, excepting a hole of sufficient size through the same to admit of a punch, substantially in the manner and for the purposes herein described.
55

In testimony whereof I have hereunto signed my name before two subscribers this eighth day of February 1849.
60

DANIEL HICKS.

Witnesses:

WM. P. ELLIOTT,

LUND WASHINGTON, Sr.