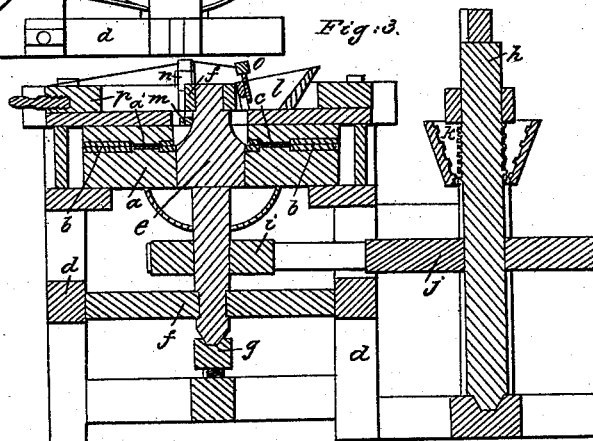
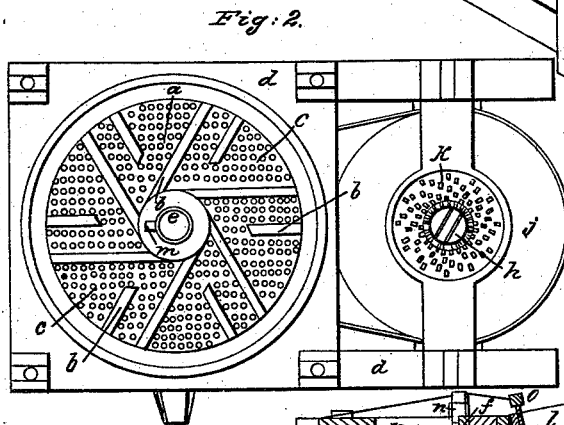
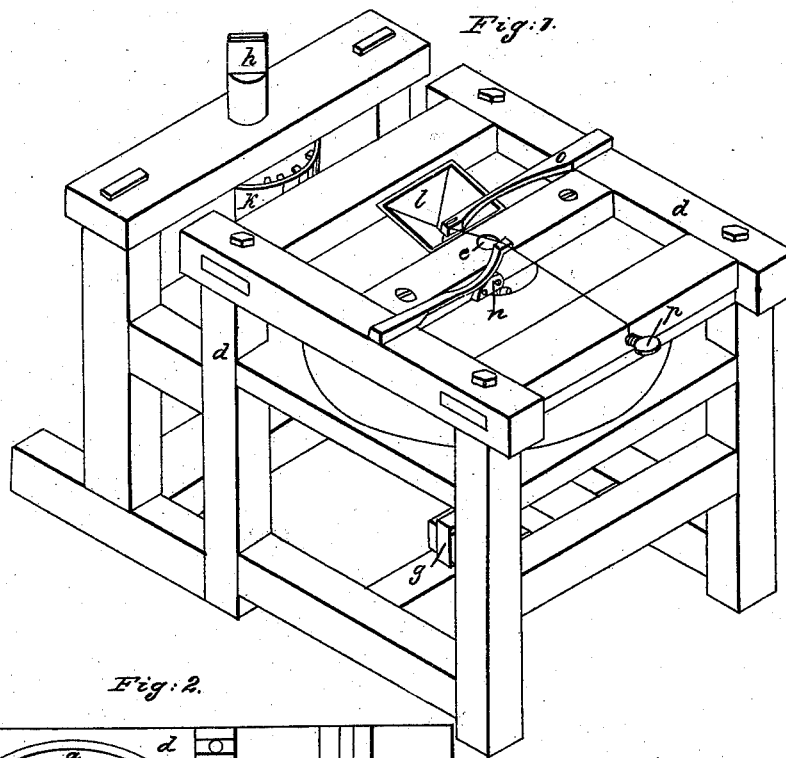


SHERLOCK & BRACKBILL.

Corn Mill.

No. 7,445.

Patented June 18, 1850.



UNITED STATES PATENT OFFICE.

JOHN SHERLOCK AND WM. BRACKBILL, OF PORTUGAL, PENNSYLVANIA.

FEED APPARATUS FOR MILLS.

Specification of Letters Patent No. 7,445, dated June 18, 1850.

To all whom it may concern:

Be it known that we, JOHN SHERLOCK and WM. BRACKBILL, of Portugal, in the county of Juniata and State of Pennsylvania, have
5 invented certain Improvements in Mills for Breaking and Chopping Corn and other Grains, and that the following is a full, clear, and exact description of the principle or character which distinguishes them from
10 all other things before known and of the usual manner of making, modifying, and using the same, reference being had to the accompanying drawings, of which—

Figure 1, is a perspective view. Fig. 2,
15 a plan with the upper millstone removed. Fig. 3, a section.

The benefits derived from the previous preparation of food for cattle in general and the economy of grinding corn and other
20 grains together with the cobs, thereby producing a mixed food are well known, and on which animals are found to thrive much better than when the same substances are given to them in a natural state; the grain
25 by itself being too rich and stimulating a food, and the "roughage" as it is termed, being rejected by the animal and wasted. But for want of a good and effectual machine, and one which shall be cheap enough to come
30 within the means of every farmer to possess it, these advantages are neglected. Instead of costly stone or iron mill stones we substitute mill stones of wood (*a a'*) the grinding surfaces of which are made rough by let-
35 ting in metal plates (*b*) placed tangentially to the holes in the center of the mill stones. These plates have a cutting edge, the movable ones having it on that side which moves foremost, and the stationary ones having it
40 on the opposite side.

In the spaces (*c*) between the plates (*b*) we insert brads with or without heads, which serve to make a rough surface; or in place

of the brads we put metal plates checkered or otherwise roughened on their faces. 45

(*a'*) is the standing or stationary mill stone, which is fixed to the frame (*d*) of the machine, with its grinding surface downward. The running mill stone (*a*) revolves with its shaft (*e*) in bearings (*f*) and is ad- 50 justed in height by the screw step (*g*). It receives motion from the driving shaft (*h*) by a band passing round the pulleys (*i* and *j*). (*k*) is an apparatus for cutting up the ears preparatory to grinding. The mill 55 stones are fed by the hopper (*l*) through the center of the standing mill stone. On the shaft (*e*) above the grinding surfaces (which is there made conical to throw the grain between them) is a stud (*m*) which 60 at each revolution strikes the tail of a small lever (*n*). The upper side of this lever acts on a cord, which is attached at one end to the spring (*o*) and at the other to the regulating screw (*p*). 65

The end of the spring (*o*) is connected with a gate which contracts the opening from the hopper to the grinding surfaces, and by the agitation it receives by the action of the stud (*m*) and the lever (*n*) and 70 cord, a proper supply of grain is fed to the mill, which is regulated in quantity by tightening the cord by the screw (*p*). The power of a horse is applied by a lever attached to the shaft (*h*). 75

Having thus fully described our improvements in mills, what we claim as new therein and desire to secure by Letters Patent, is—

The feeding apparatus as above described for keeping a regular supply constantly fed 80 to the grinding surfaces.

JOHN SHERLOCK.
WM. BRACKBILL.

Witnesses:

J. W. RICE,
A. A. CROZIER.