

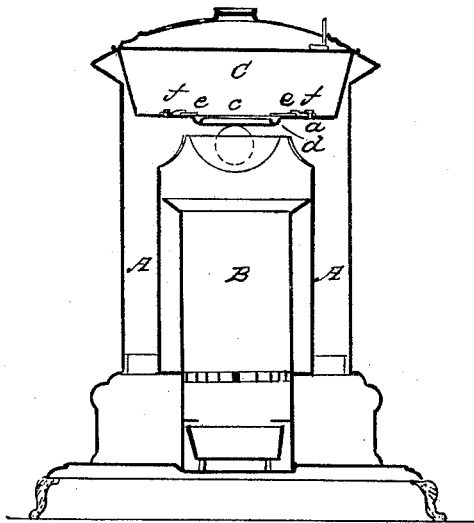
M. POND.

Stove.

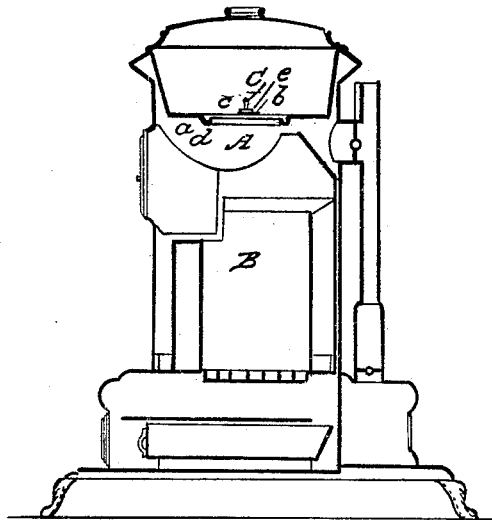
No. 45,074.

Patented Nov. 15, 1864.

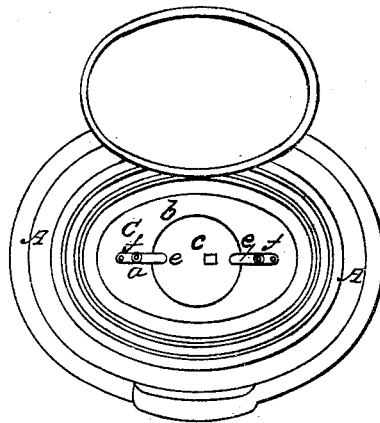
*Fig. 1,*



*Fig. 2,*



*Fig. 3,*



*Witnesses:*  
*W. P. Hale Jr*  
*Frederick Curtis*

*Inventor:*  
*Moses Pond*  
*by his attorney*  
*R. H. Eddy*

# UNITED STATES PATENT OFFICE.

MOSES POND, OF BOSTON, MASSACHUSETTS.

## IMPROVED STOVE.

Specification forming part of Letters Patent No. 45,074, dated November 15, 1864.

*To all whom it may concern:*

Be it known that I, MOSES POND, of Boston, in the county of Suffolk and State of Massachusetts, have invented a new and useful Improvement in Stoves; and I do hereby declare the same to be fully described in the following specification, and represented in the accompanying drawings, of which—

Figure 1 denotes a transverse section, and Fig. 2 a longitudinal section, of a stove provided with my invention. Fig. 3 is a top view of it with its oven uncovered.

My invention relates particularly to a stove whose oven is situated over the fire-place, (or, what is the same, directly over a flue leading from such fire-place or fire-chamber,) and furnished with an opening made through its bottom and for reception of a boiler, pan, or plate to be heated by direct exposure to the smoke or heat in the fire-chamber. In stoves of such kind, the cover and bottom plate of the oven-hole are generally provided with what is termed a "sand-joint," such being for the purpose of preventing leakage of smoke or gas into the oven while it may be in use for baking purposes. Under such circumstances it has been found very difficult to prevent the cover from being occasionally elevated or forced upward by the pressure of the gases generated by the fuel, and particularly when the stove may be used on the air-tight plan. The occasional pressure or explosion of the gases will throw up the cover so as to permit more or less of the smoke and gases to escape into the oven, the weight of the cover not being sufficient to keep it down upon its seat.

In carrying out my invention or improvement, I provide the cover and the bottom of the oven with devices or a means of so fastening the cover down to its seat as to prevent it being raised off the same by the pressure on the fire or smoke chamber, and in order that the cover when resting on its seat or in the sand of the trough around the oven-bottom-plate opening may be securely and easily fastened down by turn-buttons, I combine with the cover two spring arms, which I arrange so as to project from it in opposite directions, diametrically or about so, and so as to go or extend over the bottom plate of the oven when the cover may be in place thereon. Two turn-buttons are to be applied to the said bottom

plate so as to be capable of being turned either on or off the spring-arms, which, as the sand of the joint may vary in depth at times, or be deeper in some parts of the trough than in others, can readily be sprung down so as to come under the turn-buttons while they may be in the act of being turned upon such arms. By such means I am enabled to procure a tight joint about the cover, and prevent the cover from being blown upward by the expansive force of the gases or smoke in the fire-chamber. No stove, that I am aware of, has ever before been provided with any means of fastening the cover of its oven-bottom-plate opening down on the plate for the purpose set forth. This addition, though a matter of much simplicity, is productive of very useful or advantageous results.

In the drawings, A denotes the body of the stove, B the fire-place, and C the oven arranged directly over the same, and separated from such fire-place by a bottom plate, *a*, such bottom plate being provided with a boiler-opening, *b*, to which and the cover *c* there is a sand-joint, *d*, such sand-joint consisting not only of an annular trough for holding sand, but an annular lip to extend from the cover and down into the trough. The trough, when the stove may be in use, is to hold sand. The spring-arms, projecting from the cover, are shown at *e e*, while the turn-buttons applied to the bottom plate of the oven are represented at *f f*, there being one of such buttons to operate with each of the arms. Another purpose of the spring-arms is to enable the turn-buttons to be arranged so far from the boiler-opening as to be out of the way of any pan or vessel which may be used in the opening. It is common to have pans or boiling-vessels of various sizes or diameters for the one boiler opening, those which are larger or of greater diameter than the opening being formed with bottoms so made as not only to extend down into the opening, but project more or less beyond it and over the bottom plate around it, in which case, were the buttons placed close to the edge of the hole or opening, they would be so in the way of any such vessel as to prevent it from resting directly on the bottom plate. Should the vessel not rest on the bottom plate, the smoke and gases from the fire-chamber would be liable to work through the hold and escape

into the oven and from thence into the apartment containing the stove.

What I claim as my invention or improvement is—

A stove of the kind described—that is, one having an oven over its fire-place or flue leading therefrom—as made with or having means

of fastening the cover of its oven-bottom-plate opening down to such plate, for the purpose set forth.

MOSES POND.

Witnesses:

F. P. HALE, JR.

R. H. EDDY.