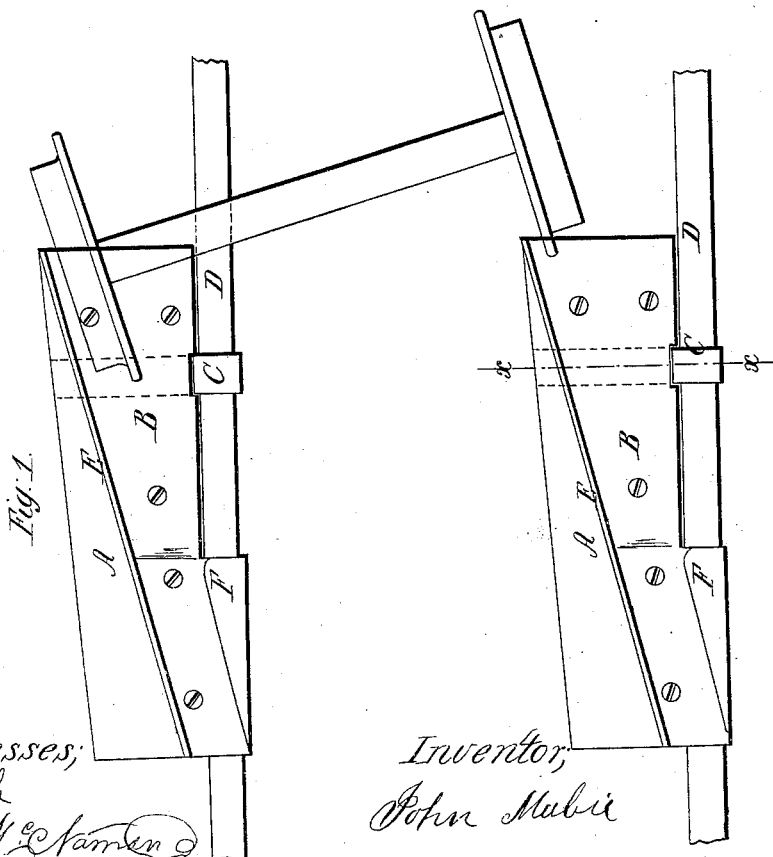
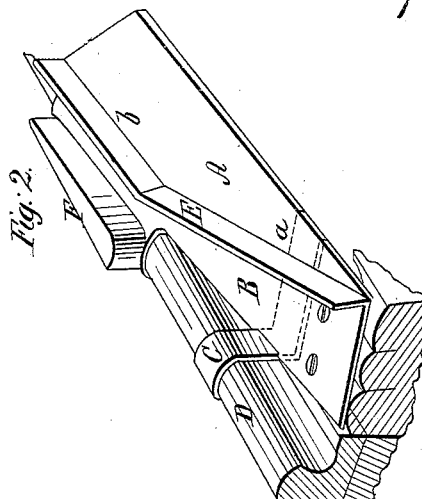
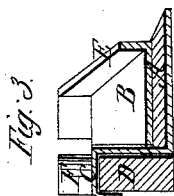


J. Mabie,

Car Replacer,

N^o 45,254.

Patented Nov. 29, 1864.



Witnesses;
Thos. Smith
Wm. H. McFarren

Inventor,
John Mabie

UNITED STATES PATENT OFFICE.

JOHN MABIE, OF NEW YORK, N. Y.

IMPROVED CAR-REPLACER.

Specification forming part of Letters Patent No. 45,254, dated November 29, 1864.

To all whom it may concern:

Be it known that I, JOHN MABIE, of No. 180 Broadway, in the city, county, and State of New York, have invented a new and Improved Device for Placing Railroad-Cars on the Track; and I do hereby declare that the following is a full, clear, and exact description thereof, which will enable others skilled in the art to make and use the same, reference being had to the accompanying drawings, forming part of this specification, in which—

Figure 1 is a plan or top view of my invention; Fig. 2, a perspective view of one part of the same; Fig. 3, a transverse section of one part of the same, taken in the line *xx*, Fig. 1.

Similar letters of reference indicate like parts.

This invention relates to a new and improved apparatus or device for placing railroad-cars on the track in case of the former running off from the latter while traveling.

The object of the invention is to obtain a simple and economical device for the purpose, which may be carried on the tender of the locomotive, so as to be always ready when required for use, and which may be very readily applied to the rails.

A A represent two blocks, which may be constructed of hard wood or metal, and having one part, *a*, inclined, the other part, *b*, being horizontal. If wood be used for these blocks, their upper surfaces have a metal plate, B, attached to them, extending their whole length. The parts of these plates which are on the inclined portions *a* of the blocks gradually increase in width from their upper to their lower ends, while the parts which are on the upper horizontal surfaces, *b*, of said blocks are about of equal width throughout and on a level with or rest upon the upper surfaces of the rails. The blocks A A are provided with

hooked lips or flanges C C, for the purpose of attaching them to the rails D D, said lips or flanges lapping over the rails. These lips or flanges may be attached to the plates B or to the blocks A, and the edges of the plates B at one side are provided with upright flanges E, which extend their whole length, while the opposite sides of the upper horizontal parts of the plates are provided each with a flange, F.

In case of a car running off from the track, the blocks A A are applied to the rails with their lower inclined ends in contact with the wheels which are off from the rails, or placed as near to them as possible. The car is then moved so that the wheels will pass up the blocks or up the plates B thereon, the flanges C C serving as guides for the wheels and bringing them toward the rails, while the flanges F prevent the wheels from running off the opposite sides of the rails and cause them to pass directly upon the latter.

The device, it will be seen, is extremely simple and efficient, and will be the means of avoiding much delay which now most generally attends the displacement of cars from the rails.

In case the blocks A be of metal, the flanges E F may be cast with them and the lips C attached in any proper way.

I claim as new and desire to secure by Letters Patent—

The blocks A A, provided with flanges E F and with hooked lips C, and either with or without the plates B, all arranged substantially as and for the purpose herein set forth.

JOHN MABIE.

Witnesses:

THEO. TUSCH,
M. M. LIVINGSTON.