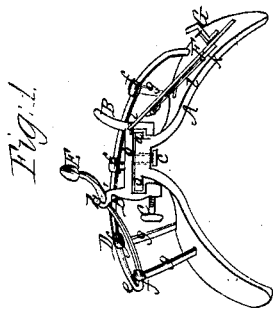
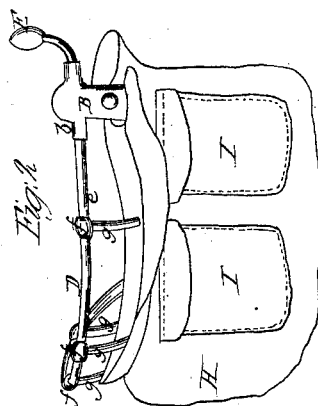
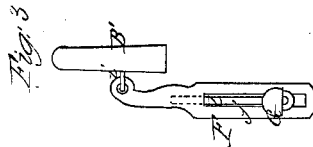


C. A. Bartelett,

Riding Saddle

N^o 45,308.

Patented Dec. 6, 1864.



Witnesses:

Kenny Morris
C. L. Toploff

Inventor:

Clara A. Bartelett
per Munroe & Co.
attys.

UNITED STATES PATENT OFFICE.

CLARA A. BARTELETT, OF FERNDALE, CALIFORNIA.

IMPROVEMENT IN SIDE-SADDLES.

Specification forming part of Letters Patent No. **45,308**, dated December 6, 1864.

To all whom it may concern:

Be it known that I, CLARA A. BARTELETT, of Ferndale, in the county of Humboldt and State of California, have invented a new and Improved Side-Saddle; and I do hereby declare that the following is a full, clear, and exact description thereof, which will enable others skilled in the art to make and use the same, reference being had to the accompanying drawings, forming a part of this specification, in which—

Figure 1 is a front view of my invention, with the covering removed; Fig. 2, a side view of the same in a finished state; Fig. 3, a detached view of a foot-rest pertaining to the same.

Similar letters of reference indicate like parts.

This invention consists, first, in providing the saddle with an adjustable horn arranged in such a manner as to render the saddle capable of being adjusted with the greatest facility to suit either a large or small woman or girl, and without the necessity of the rider leaving the saddle; second, in the employment or use of a rest or support for the right foot of the rider; third, in the employment or use of a support extending along the right side and back of the saddle, terminating in front with a ball or knob to serve as a rein-holder; fourth, in having the right side of the saddle-skirt provided with pockets for the convenience of carrying articles.

The tree or framing A of the side-saddle may be constructed in the usual or any proper manner, the only exception being that at the front end there are two parallel sides or guides, *a a*, to receive a bar, *b*, which has the horns B B' attached to its ends. The bar *b* is kept steady by means of a screw, *c*, which passes up through a longitudinal slot in the bottom of the tree and into the bar *b*. The horns are secured at any desired point by means of a set-screw, C, which passes through the lower part of the horn B' below the bar *b* and bears against the tree A, as shown in Fig. 1. By this simple arrangement it will be seen that the horns B B' may be adjusted farther forward or backward, as desired, and the saddle varied in size to suit the rider, and while the latter is on the former.

D represents a support, which is composed of a rail or rod, *e*, passing through eyes *f* at

the upper ends of standards *g*, which are attached firmly to the tree A, so as to admit of the rail or rod extending along the right side of the saddle from its front end to its rear end, also around the back to a point a short distance forward at the left side of the saddle. The front end of the rail or rod *e* is curved slightly upward, and is provided with a ball or knob, E, which serves as a rein and whip holder. The left or rear end or part of the support will also serve for the rider to grasp at any time when necessary or desired, and to assist in mounting. The horn B' at the left side of the saddle is provided with an eye, *h*, at its upper end, through which the rail or rod *e* passes loosely.

To the lower part of the horn B there is attached by a joint, *i*, a plate, F, which has an oblong slot, *j*, made in it, and G is a foot-rest, which is provided with a guide, *k*, the latter passing through the slot *j* and having a cord or strap, *l*, attached to it, the cord or strap being connected to the upper part of the plate F and lengthened or shortened, according to the height it is desired to have the foot-rest. This foot-rest is designed as a support for the right foot of the rider.

In the right skirt, H, of the saddle there are made one or more pockets, I I, which are designed to supersede the use of a satchel. At the right skirt they are entirely out of the way and will prove very convenient for carrying articles.

Having thus described my invention, I claim as new and desire to secure by Letters Patent—

1. A side-saddle provided with horns, arranged and applied substantially as shown, to admit of being adjusted in a longitudinal direction to vary the size of the saddle to suit the rider, as set forth.

2. The foot-rest G, applied to the plate F, and the latter attached to the saddle, substantially as and for the purpose specified.

3. The support D, composed of the rail *e* and standards *g*, provided with the knob E, and applied to the saddle, substantially as and for the purpose set forth.

4. The pockets I I, applied to the right skirt, H, of a side-saddle, substantially as described.

CLARA A. BARTELETT.

Witnesses:

J. W. FROST,
F. A. WEEK.