

D. E. McSHERRY.

Seed-Dropper.

No. 45,423.

Patented Dec. 13. 1864.

Fig. 1.

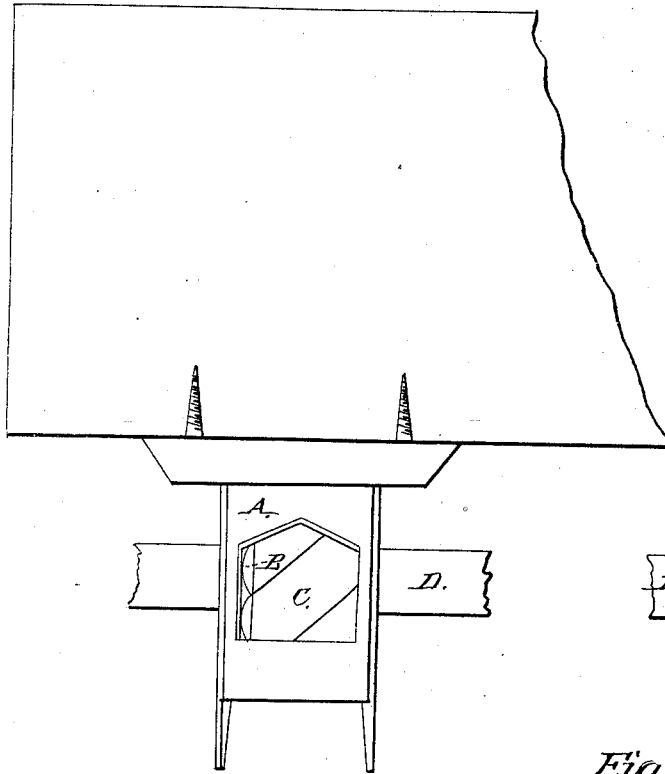


Fig. 2.

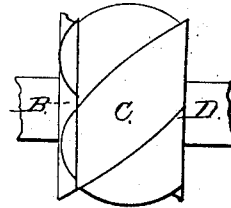


Fig. 3.

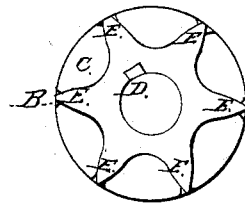
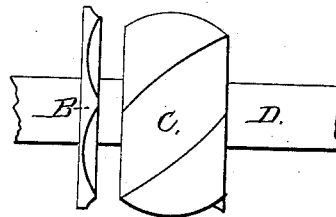


Fig. 4.



Witnesses:
Albert O. Redstone
Nicolaus Gilman

Inventor:
Daniel E. McSherry

UNITED STATES PATENT OFFICE.

DANIEL E. McSHERRY, OF INDIANAPOLIS, INDIANA.

IMPROVEMENT IN SEEDING-MACHINES.

Specification forming part of Letters Patent No. **45,423**, dated December 13, 1864.

To all whom it may concern:

Be it known that I, DANIEL E. McSHERRY, of Indianapolis, in the county of Marion and State of Indiana, have invented certain new and useful Improvements in the Construction of Seed Drills, of which the following is a full and exact description, reference being had to the accompanying drawings and the letters marked thereon.

Figures 1, 2, 3, and 4 show the construction and general arrangement of the seed-cup and distributor.

Letter A shows the seed-cup attached to the feed box or hopper. B and C are sections of the distributing-wheel arranged upon the shaft D. The section C is constructed with spiral flanges or cogs running so as to discharge the grain regularly, which is effected by presentation of a fresh supply, while the last portion of that contained in the former cavity is being discharged as the wheel, revolving, brings the cavities or spaces between the cogs or flanges to the openings in the seed-cup A. This regularity of feeding can be effected by a simple screw, but cannot be used from the fact the grain is caught as it is revolved against the side of the chamber or cup, and thus ground and destroyed. Now, this difficulty is entirely

avoided by the use of the plate or section B, which serves as a shield, revolving with the spiral cavities formed by the arrangement of the cogs or flanges E. This may be effected by casting the plate B upon the section C, so as to form them into a single piece; but I find it more convenient to cast in two parts and connect by pin and cavity, which are cast with the same.

It will be seen that as the machine is moved and the shaft revolved by any well-known plan for such purpose the distributor B C is fed from the hopper above, and, being brought around opposite the opening, is discharged in a continuous and equal stream.

I do not claim a spiral-threaded feeder placed at or near the bottom of seed-hopper, this having been before used; but

What I do claim is—

The head or disk B, in combination with the feed-wheel C, having spiral threads E, the several parts being constructed as specified, and arranged in relation to the seed-hopper as and for the purpose set forth.

DANIEL E. McSHERRY.

Witnesses:

ALBERT E. REDSTONE,
NICOLAS GILMAN.