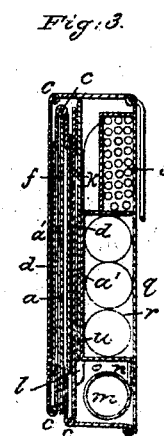
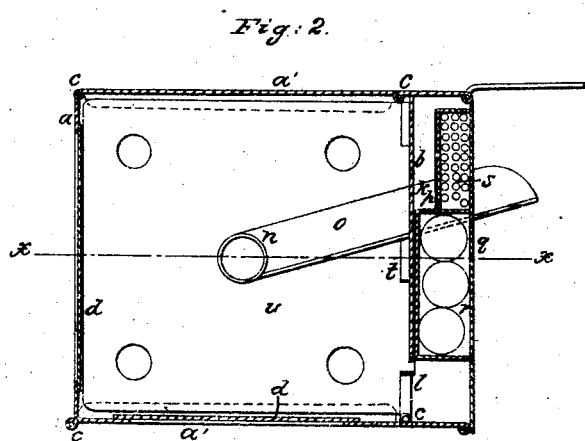
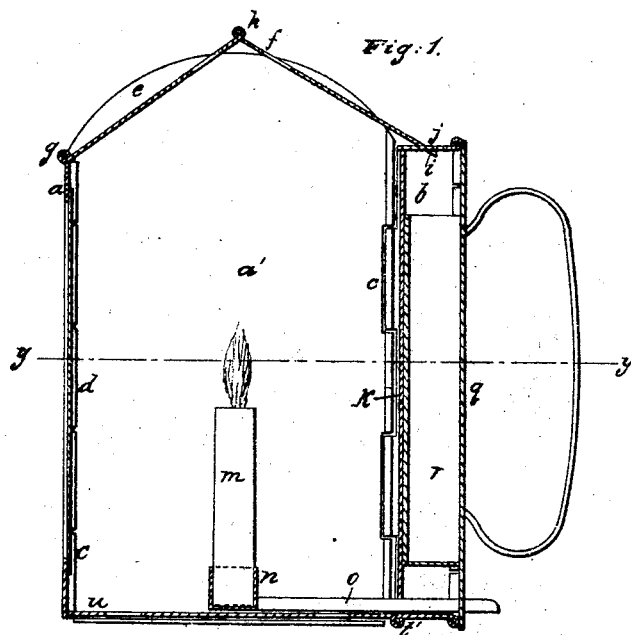


J. A. MINOR.
Pocket Lantern.

No. 46,011.

Patented Jan'y 24, 1865.



Witnesses:
Henry Morris
H. J. Mc Namara

Inventor:
John A. Minor
per Munn & Co.
attys.

UNITED STATES PATENT OFFICE.

JOHN A. MINOR, OF MIDDLETOWN, CONNECTICUT.

IMPROVED POCKET-LANTERN.

Specification forming part of Letters Patent No. 46,011, dated January 24, 1865.

To all whom it may concern:

Be it known that I, JOHN A. MINOR, of Middletown, in the county of Middlesex and State of Connecticut, have invented a new and Improved Pocket-Lantern; and I do hereby declare that the following is a full, clear, and exact description thereof, which will enable others skilled in the art to make and use the same, reference being had to the accompanying drawings, forming part of this specification, in which—

Figure 1 is a vertical central section of my invention adjusted for use, taken in the line *x x*, Fig. 2; Fig. 2, a horizontal section of the same, taken in the line *y y*, Fig. 1. Fig. 3 is also a horizontal section of the same, taken in the line *y y*, Fig. 1, but shown in a folded state, so that it may be carried in the pocket.

Similar letters of reference indicate like parts.

The object of this invention is to obtain a lantern of simple construction, which may, when not in use, be compactly folded and carried in the pocket, and still be capable of being readily unfolded and adjusted for use, and possess ample room to contain candles and matches, so that the device will be always ready for use.

The lantern is of quadrilateral form, the sides *a a' a' b* being connected by hinges or joints *c*. The front *a* and one of the sides *a'* have each a piece of mica, *d*, inserted in them, and the two sides *a' a'*, which are opposite to each other, have rounded tops *e*. To the upper edge of the front *a* the top plate, *f*, of the lantern is attached by a joint or hinge, *g*, and this top plate is composed of two equal parts connected by a joint, *h*, the part which is not attached to *a* having two lips, *i*, at its edge, which, when the lantern is adjusted for use, are fitted in slots *j* in the upper edge of the rear side, *b*, the two parts having an inclined position, as shown in Fig. 1.

The rear side, *b*, of the lantern is made in the form of a narrow rectangular box, the inner side, *k*, of which does not extend the whole width of the box, a space, *l*, being allowed for a candle, *m*, to pass through. This candle *m* is fitted in a socket, *n*, which is attached to a plate, *o*, the latter being pivoted to the bottom of the box, as shown at *p*. By turning the plate *o* the candle *m* may be adjusted centrally within the lantern, or so as to be within the box or rear side, *b*. The former

position of the candle is shown in Figs. 1 and 2, and the latter position is shown in Fig. 3.

The outer side, *q*, of the box or rear side, *b*, of the lantern is a door, connected at one edge by hinges to the box and provided at the opposite edge with a proper snap or fastening. To the inner surface of *q* there is attached a receptacle, *r*, for candles, and also a receptacle, *s*, for matches. To the bottom of the box or rear side, *b*, there is attached by hinges or joints *t* a plate, *u*, which forms the bottom of the lantern.

In order to fold up the lantern, the top plate, *f*, is turned over and down against the exterior of the front side, *a*, of the lantern, the plate *o*, to which the candle-socket *n* is attached, is then turned so as to bring the candle *m* within the box or rear side of the lantern, and the bottom plate, *u*, turned up in contact with the inner plate or side, *k*, and the three sides *a a' a'* folded together in close contact with *k*, as shown in Fig. 3, the side *a'*, which has no mica, being outermost.

A handle, *v*, is attached to one side of the box or rear side, *b*, of the lantern, said handle being so arranged as to fold over in contact with the door *q* of said box.

The bottoms of the sides *a' a'* are provided with flanges *w* to support the bottom plate, *u*, when the lantern is in use.

Thus by this simple arrangement I obtain a lantern which, when not in use, may be compactly folded, so as to be carried in the pocket, and at the same time possess sufficient room to contain a supply of candles and matches, and the device admitting of being readily adjusted for use.

I claim as new and desire to secure by Letters Patent—

1. A portable or pocket lantern constructed with folding sides and a folding top and bottom, substantially as herein shown and described.

2. Having the rear side, *b*, of the lantern constructed in the form of a narrow or shallow box provided with receptacles for candles and matches, and having its bottom provided with a pivoted plate, to which the candle-socket is attached and arranged so that the candle may be adjusted within the lantern or the box, substantially as herein described.

Witnesses: JOHN A. MINOR.

LEONARD BURROWS,
GEORGE E. PARKER.