

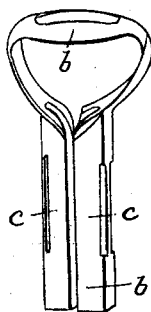
E. MARSH.

Lamp.

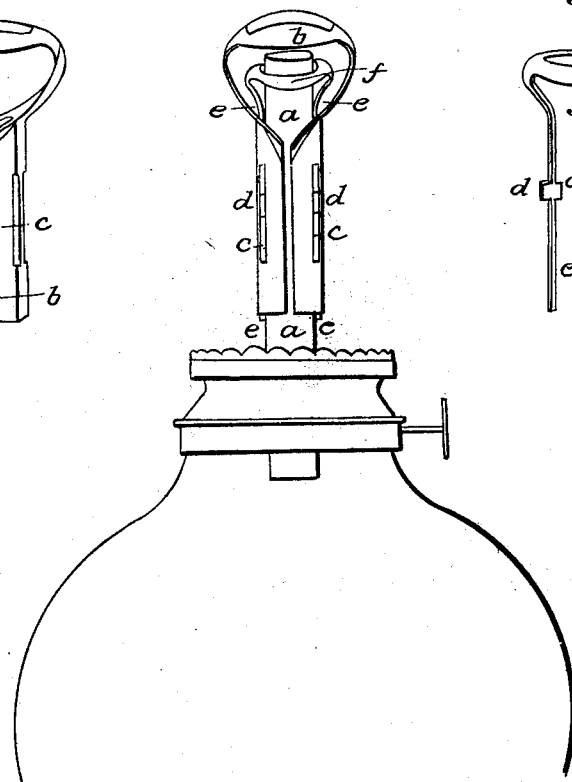
No. 46,053.

Patented Jan'y 24, 1865.

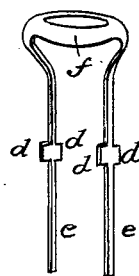
*Fig. 2.*



*Fig. 1.*



*Fig. 3.*



*Witnesses:*

*Charles H. Palmer*  
*Wm. M. Goring*

*Inventor:*

*Charles Marsh*

# UNITED STATES PATENT OFFICE.

ELIAKIM MARSH, OF NEWARK, NEW JERSEY, ASSIGNOR TO HIMSELF AND  
AUGUSTUS MARSH, OF SAME PLACE.

## IMPROVEMENT IN LAMPS.

Specification forming part of Letters Patent No. **46,053**, dated January 24, 1865.

### *To all whom it may concern:*

Be it known that I, ELIAKIM MARSH, of city of Newark, in the county of Essex, State of New Jersey, have invented an improvement in the burner that forms part of a lamp for the use of kerosene oil; and I do hereby declare the following to be a full and exact description thereof, reference being herein had to the drawings that accompany this specification, and which form part of the same.

The nature of my improvement consists in the peculiar construction of the distributing-button and its manner of attachment to the deflector.

In the drawings, Figure 1 shows the parts combined; Fig. 2, the deflector separate, and Fig. 3 the distributing button.

The same letters refer to the same parts in each figure.

The wick-tube *a* is elongated to allow the sliding thereon of the deflector *b*. Through the sides of the deflector *b* slots *c* are cut to ad-

mit the projections *d* on the springs *e*, that form part of the distributing-button, Fig. 2. The spring-arms *e* on the distributing-button *f* are put inside the deflector, between the ends of the deflector and the edges of the wick-tube *a*, the projections *d* on the springs *e* of the button *f* pressing against the inner edges of the slots *c* in the deflector *b*, the lower part of the springs *e* at the same time pressing against the inside end of the deflector *b*. The firm retention of the button *f* is thus secured when in its required position, and it is also easily adjusted.

I do not claim sliding adjustable wick-tubes, deflectors, or buttons; but

What I claim, and desire to secure, is—

Attaching together the deflector *b* and the button *f* in the manner hereinabove specified.

ELIAKIM MARSH.

Witnesses:

CHARLES H. PALMER,  
WILLIAM M. GOODING.