

# J.A. Eshleman.

## Neck-Tie.

N<sup>o</sup> 46,096.

Patented Jan. 31, 1865.

FIG. 1.

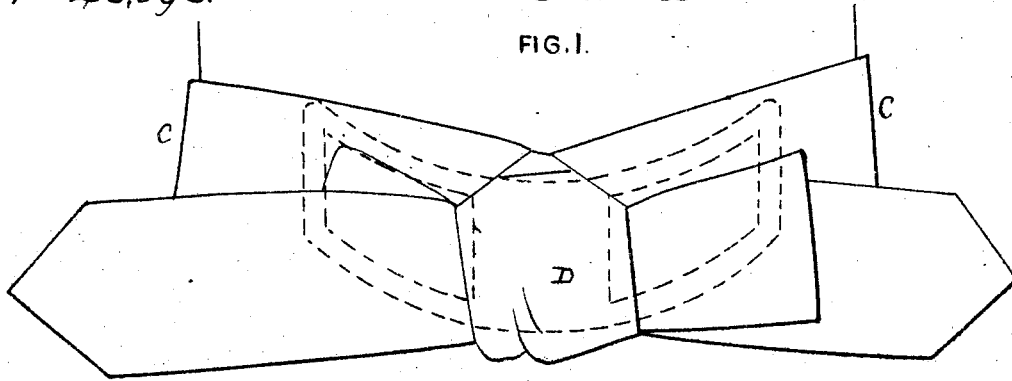


FIG. 3.

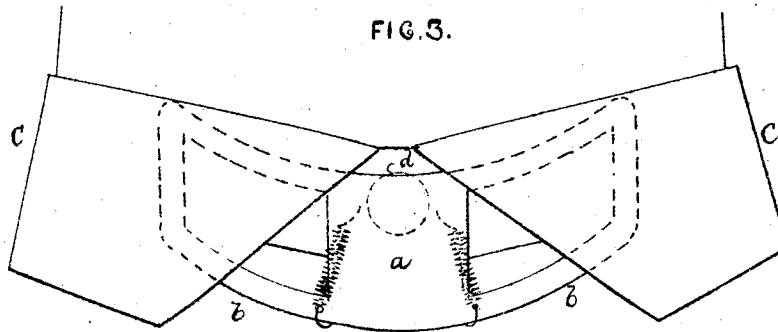


FIG. 2.

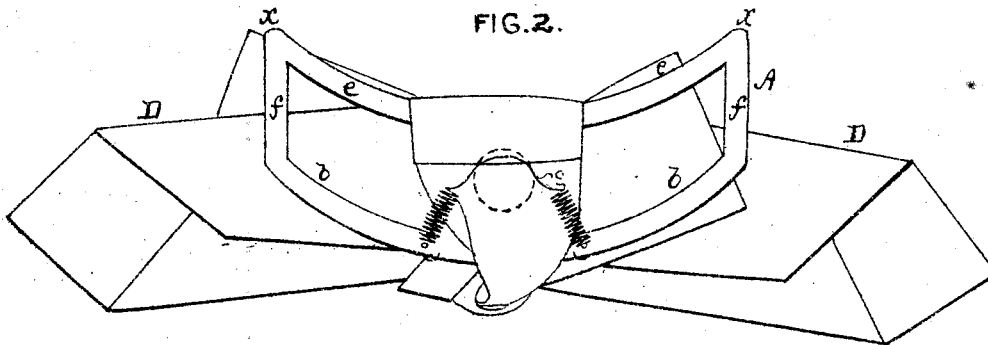
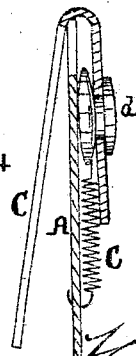


FIG 4



Witnesses  
 { W. Albert Steel  
 { C. Howson

Henry Howson  
 J. A. Eshleman

# UNITED STATES PATENT OFFICE.

J. ALBERT ESHLEMAN, OF PHILADELPHIA, PENNSYLVANIA.

## IMPROVEMENT IN NECKTIE-HOLDERS.

Specification forming part of Letters Patent No. 46,096, dated January 31, 1865.

*To all whom it may concern:*

Be it known that I, J. ALBERT ESHLEMAN, of Philadelphia, Pennsylvania, have invented a Cravat-Holder; and I do hereby declare the following to be a full, clear, and exact description of the same, reference being had to the accompanying drawings, and to the letters of reference marked thereon.

My invention consists of a holder constructed for the reception and removal of a ribbon and tie and for adaptation to the collar, in the manner described hereinafter.

In order to enable others to make and apply my invention, I will now proceed to describe the manner of constructing and using the same.

On reference to the accompanying drawings, which form a part of this specification, Figure 1 is a front view of a turn-down or "Byron" collar, with a tie or cravat secured by my improved holder; Fig. 2, a rear view of the holder and tie; Fig. 3, a front view of the collar and holder without the tie; Fig. 4, a transverse section of the collar and holder, drawn to an enlarged scale.

C represents an ordinary turn down or Byron collar, the ends of which are secured by a button or stud, *d*, to the collar-band of the shirt, as usual.

A is the cravat holder, and is composed of a plate of metal, cut to the form best observed on reference to Figs. 2 and 3, the holder occupying a position between the folds of the collar and being bent to suit the curve of the latter. Two openings are so cut in this plate as to leave a central portion, *a*, the remaining portion of the plate consisting of the light curved ribs *b e* and vertical ribs *f*, the upper corners, *xx*, being rounded and bearing against the inside of the collar at the point where the latter is folded. (See Fig. 4.)

In order to maintain the holder in its proper position between the folds of the collar, I use a light wire, *c*, part of which is coiled in the form of spiral springs, the ends of the wire being connected to the holder near the lower edge of the same, and the upper portion of

the wire forming a loop, which fits over the stud or button *d*, the springs, which are distended in order to place the loop over the button, tend to keep the holder up.

The cravat or tie is about half the length of one which passes entirely round the neck. This short cravat is passed round the central portion, *a*, of the holder through the loop formed by the wire spring and tied in the form of a bow, as seen in the drawings. The holder, with its bow, is readily removed by simply raising the loop of wire and detaching it from the button *d*.

It will be seen without further description that my improved holder possesses the advantages of affording facilities for readily detaching the cravat from the neck, saves the time occupied in adjusting ordinary cravats and forming symmetrical bows, and saves expense as regards the amount of material required in the formation of the cravat.

It will also be seen that the ribbon or tie can be readily detached from the holder by untying the same whenever the wearer desires to apply another of a different pattern.

It will be evident that gum-elastic cord may be used in place of the wire *c*.

I am aware that a bow permanently attached to a plate or holder, and furnished with a spring-loop for attachment to the button of a shirt band or collar, has been heretofore used. I therefore do not claim, broadly, such a device; but—

I limit my claim to and desire to secure Letters Patent for—

The plate or holder A, arranged for the reception and removal of a ribbon or tie passing around the central part of the plate and between it and the spring and for confinement to the collar, all as set forth.

In testimony whereof I have signed my name to this specification in the presence of two subscribing witnesses.

J. ALBERT ESHLEMAN.

Witnesses:

HENRY HOWSON,  
CHARLES HOWSON.