

G. E. Lord,

Bed Bottom,

N^o 46,119.

Patented Jan. 31, 1865.

Fig. 1

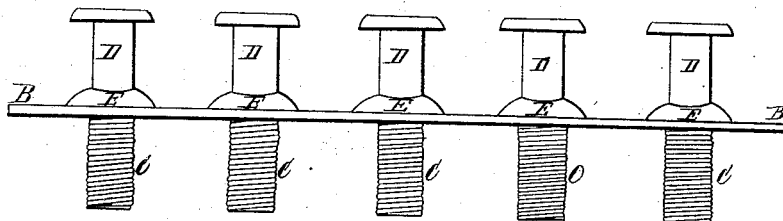


Fig. 2.

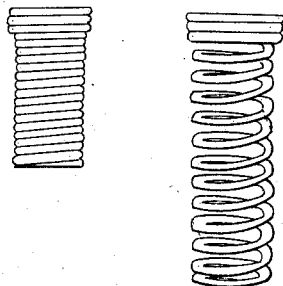


Fig. 3.


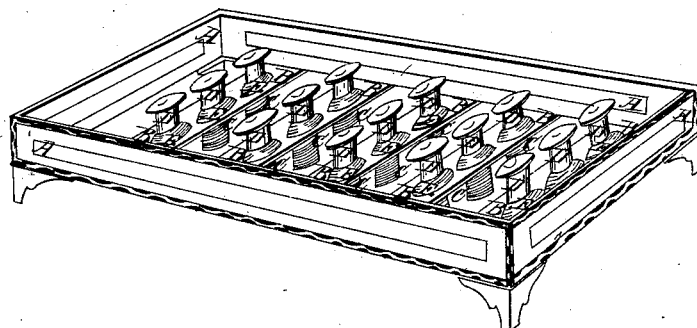


Fig. 4.



Witnesses,
Daniel Gilman
Edward H. Jones.

Inventor,
George E. Lord

UNITED STATES PATENT OFFICE.

GEORGE E. LORD, OF UTICA, NEW YORK.

IMPROVED SPRING BED-BOTTOM.

Specification forming part of Letters Patent No. 46,119, dated January 31, 1865.

To all whom it may concern:

Be it known that I, GEORGE E. LORD, of the city of Utica, in the county of Oneida, in the State of New York, have invented a new Sectional Spiral Spring Bed Bottom, which improvement is also applicable to seats and other articles; and I do hereby declare that the following is a full and exact description thereof, reference being had to the annexed drawings, and to the letters of reference marked thereon.

The object of my invention is to produce a bed-bottom or seat more elastic and comfortable as well as durable than any heretofore known by so constructing and arranging the springs throughout as that each and every one will act separately and independently in a perpendicular direction.

To enable those skilled in the art to fully understand and construct my invention, I will proceed to describe it.

Figure 1 represents a section of a bed-bottom constructed according to my invention. Fig. 2 is the spring, showing its form closed and distended. Fig. 3 is a disk-headed pin, the diameter corresponding with the inner surface of the spring shown in Fig. 2, in which it is to work, serving as a means to operate or distend the spring and support the mattress or bed. Fig. 4 is a perspective view of a bed-bottom constructed according to my invention.

A is a rectangular frame with slats B secured to the bottom of the same which are bored through, the holes corresponding in form and diameter with the outside of the upper or shoulder end of the springs, shown in Fig. 2, forming a shoulder-seat for the same in the slats B below their surface from which the springs C are firmly held suspended.

D are the disk-headed pins, shown in Fig. 3 in their working position in the springs C, the lower ends resting upon the lower terminal ends of the wire forming the spring C, bent transversely, the upper ends or heads extending sufficiently above the surface of the slats B to allow the desired action of spring, and forming a support for the mattress or bed.

E are caps, of wood or other material, secured to or above the slats B, covering the shoulder of the springs C, through which are holes corresponding with the inner surface of the working portion of the springs C underneath and of the pins D, which work through them, operating the springs C, and are thus supported

and kept in a vertical position and prevented from any lateral movement whatever. The length of pins should be in proportion to the capacity of the spring used.

My invention differs from all other spiral-spring bed-bottoms which I have noticed in the form of spring used and in its construction throughout. The springs commonly used in the construction of spiral-spring bed-bottoms are the same or similar to those used for upholstering purposes, which are placed upon slats and secured to the same in boxes or frames in a perpendicular position, connected together at their upper end with twine, canvas, or webbing, the outer springs being secured to the upper edge or top of the frame or box. When thus secured, the outer springs cannot act, or their action is very limited and imperfect, inclining over toward the center, throwing the weight and service upon the center springs, which are soon, with the canvas or bottom of the mattress worn through by their lateral movement, destroyed. When the springs are not connected together and secured to the frame or box, although they may act separately and independently, they are easily displaced by ordinary use and soon destroyed.

By using the form of springs which I have adopted and suspending them from the slats and operating them by means of the pins, the tops or heads of which form the support for the mattress, the pins being confined to a vertical position, all as hereinbefore described according to my invention, it will be readily seen that every spring may act separately and independently without any lateral movement whatever. The springs thus formed and secured are liable to injury only by distending them beyond their capacity, which is entirely prevented by adjusting the length of pins to the capacity of the springs used.

Having described my invention, what I claim as new, and desire to secure by Letters Patent, is—

The combination and arrangement of the spring C with the slat B, the disk-headed pin D, the cap E, substantially as and for the purpose set forth.

GEORGE E. LORD.

Witnesses:

DEXTER GILLMORE,
EDWARD H. JONES.