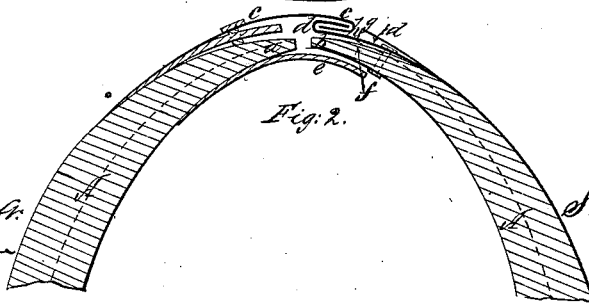
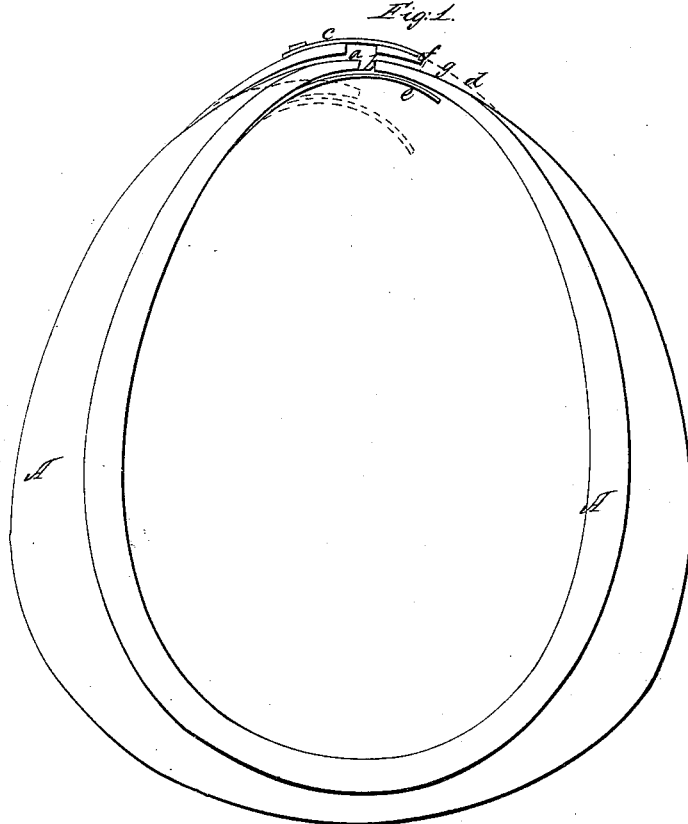
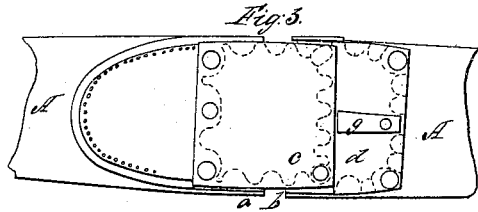


*S. B. Edson,  
Horse-Collar Fastener*

N<sup>o</sup> 47000.

*Patented Mar 28, 1865.*



Witnesses:

Chas. E. Schcraft.  
Jas. D. Baldwin

*Inventor:*

Samuel B. Edson  
by his Attorney  
S. S. Palmestock

# UNITED STATES PATENT OFFICE.

SAMUEL B. EDSON, OF KOKOMO, INDIANA.

## IMPROVED HORSE-COLLAR.

Specification forming part of Letters Patent No. 47,000, dated March 28, 1865.

### *To all whom it may concern:*

Be it known that I, SAMUEL B. EDSON, of Kokomo, county of Howard, and State of Indiana, have invented a new and useful Improvement in Horse-Collars; and I do hereby declare that the following is a full and exact description of the same, reference being had to the accompanying drawings, and to the letters of reference marked thereon.

The nature of my invention consists in providing a more ready means of putting on or taking off a horse-collar than that provided by the usual one in use—unbroken collar—or even by a broken one connected by ties or a buckle should such be in use.

To enable others skilled in the art to make and use my invention, I will proceed to describe its construction and operation.

In the drawings, A, Figure 1, represents a horse-collar with my improvements attached; Fig. 2, a vertical section through the top, (laterally,) showing the several parts and their connections; and Fig. 3, a top view of the locking device.

*a* and *b* show the two top ends of the collar. To these ends is secured a clasp composed of two parts, *c* and *d*, what I will denominate "male" and "female" parts, respectively, the former hooking into the latter, and *d* being closed at its sides to prevent any unhooking or displacement in that direction.

The ends or tips *a* and *b* are but a limited distance apart, not sufficient to permit the clasp above to unhook, even should they come together. This is a safety device.

It is necessary, therefore, in putting on or taking off a collar constructed like mine to

first displace the part *a*, and this is done by inserting, say, the forefinger of the left hand between the part *c* of the clasp and the tip *a*, pressing this latter down and out of the way, so that with the right hand the part *b* can be pushed between *a* and *c*, thus releasing the clasp entirely. (For this position see dotted lines, Fig. 1.)

*e* is a tongue or piece of leather fastened to part *a*, extending across the top opening in the collar for obvious reasons. The weight of the collar, hames, or that of the tongue, either or all, would tend to keep the clasp securely closed. It could not be unfastened without *a* being pressed below and entirely clear of *b*.

It must therefore be seen how readily the parts *a* and *b* can be attached or detached by the hands, the collar put on or taken off. If any additional security, which I deem unnecessary, be desired, a spring-detent, *g*, can be attached to *d*, its top arm, *f*, passing through a slot, *h*, in plate *d*, and when it is taken hold of by the right hand the forefinger of the same can depress said detent and permit *c* to pass over it.

What I claim as my invention, and desire to secure by Letters Patent, is—

As an article of manufacture, the horse-collar A, in combination with the locking-clasp *c d*, the whole constructed and operated substantially as described.

SAMUEL B. EDSON.

Witnesses:

S. S. FAHNESTOCK,  
JOHN S. HOLLINGSHEAD.