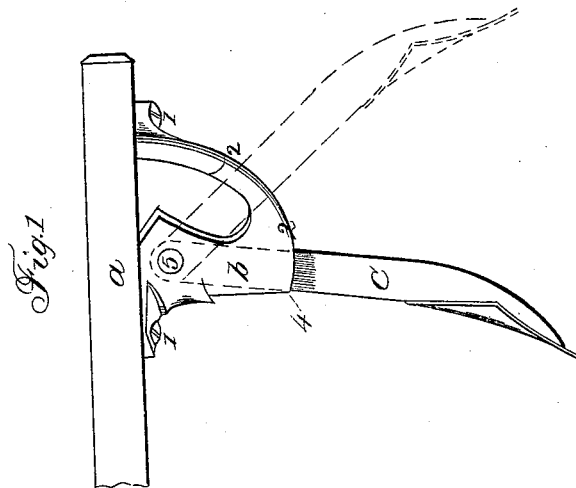
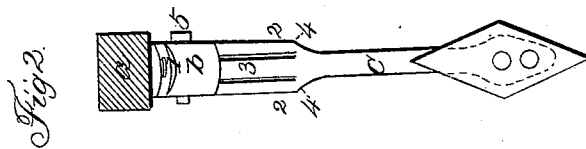
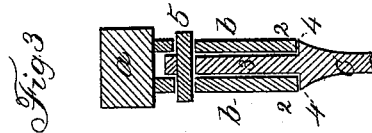


FOWLER & BACON.

Cultivator-Teeth.

No 47,008

Patented Mar 28, 1865.



Witnesses
Charles H. Lucas
Henry P. Seely

Inventor
Joseph Fowler
F. M. Bacon

UNITED STATES PATENT OFFICE.

JOSEPH FOWLER AND F. M. BACON, OF WATERTOWN, WISCONSIN.

IMPROVEMENT IN HANGING CULTIVATOR-TEETH.

Specification forming part of Letters Patent No. 47,008, dated March 28, 1865.

To all whom it may concern:

Be it known that we, JOSEPH FOWLER and F. M. BACON, of Watertown, in the county of Jefferson and State of Wisconsin, have invented, made, and applied to use a certain new and useful Improvement in Cultivator-Teeth; and we do hereby declare the following to be a full, clear, and exact description of the same, reference being had to the annexed drawings, making part of this specification, wherein—

Figure 1 is a side elevation of said cultivator-tooth. Fig. 2 is a front view of the same, and Fig. 3 is a section vertically through the tooth and jaw.

Similar marks of reference denote the same parts.

The nature of our said invention consists in a jaw receiving the upper end of the cultivator-tooth, and having quadrant bearings for shoulders on the sides of the tooth, combined with a tapering pin or analogous device to draw the shoulders on the tooth firmly against the quadrant bearings of the jaw, so as to retain the tooth in a vertical or in an inclined position, adapted to the particular use to which said tooth is applied, and if said cultivator-tooth comes in contact with a stone, root, or other obstruction not easily removed, the shoulders slide on the quadrant bearings, and the point of the tooth drags back and slides over such obstruction without being broken or injured, and is easily moved back to its place and retained as before by the friction of its shoulders against the quadrant bearings.

In the drawings, *a* represents part of a bar or other device to which the cultivator-tooth is to be applied.

b is a divided jaw attached at 1 1 to the bar *a*, and formed with quadrant bearings 2 2, between which the stock 3 of the tooth *c* passes.

4 4 are shoulders on this tooth-stock at the surfaces of the quadrant bearings, and 5 is

a tapering pin, which, when driven in, binds the shoulders 4 4 against the surfaces of the quadrant bearings 2 2, and holds the cultivator-tooth in any position where it may be placed.

It will be understood that this tapering pin acts as a wedge against the upper side of the hole in the stock 3, and the undue sides of the holes in the jaw *b*, and when undue strain comes upon the tooth in consequence of its taking a stump, root, stone, or other obstacle, the friction between the surfaces of the quadrant bearings and the shoulders 4 4 is overcome and the tooth yields, drawing backward and upward and passing over the obstruction.

The cultivator-tooth itself may be of any desired character, and the whole employed with any usual frame or apparatus, by which the tooth is held while being moved over the ground to act, as before specified; and it will be evident that the friction between the shoulders 4 4, and quadrant bearings 2 2 may be obtained by a set-nut applied to an eye or jaw carrying the center-pin 5 of the tooth *c*, or any analogous means may be employed instead of the tapering pin 5.

What we claim, and desire to secure by Letters Patent, is—

Retaining the cultivator-tooth by friction against a quadrant bearing, substantially as specified, so that the said tooth can be in a vertical or in an inclined position, and will yield to obstacles without injury to the tooth, as specified.

In witness whereof we have hereunto set our signatures this 15th day of July, 1864.

JOSEPH FOWLER.
F. M. BACON.

Witnesses:

CHARLES M. DUCASS.
HENRY P. SEIBEL.