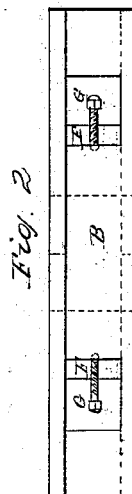
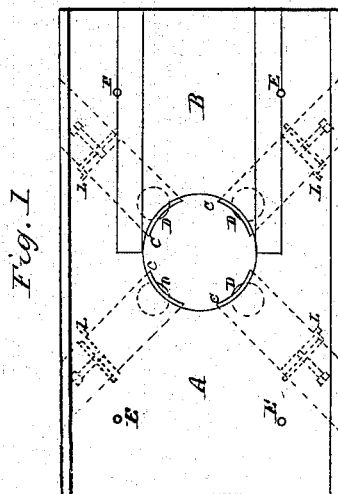
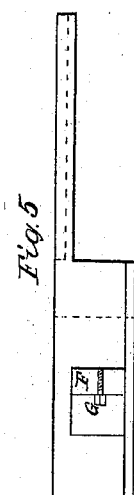
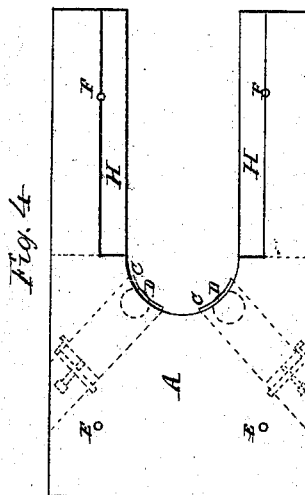
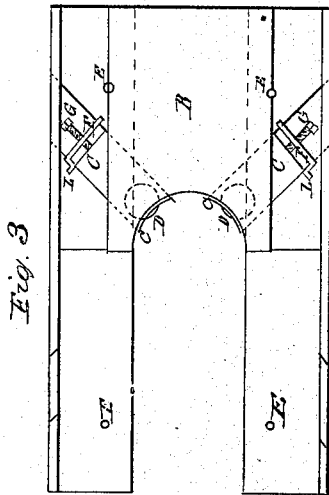


F. P. PEREGOV.
SHAFTING.

No. 47,854.

Patented May 23, 1865.



Witnesses

A. H. Brown
E. D. Hensel

Inventor

Franklin Peyton Peregoy

UNITED STATES PATENT OFFICE.

FRANKLING P. PEREGOY, OF INDIAN VALLEY, CALIFORNIA.

IMPROVEMENT IN SHAFTING.

Specification forming part of Letters Patent No. 47,854, dated May 23, 1865.

To all whom it may concern:

Be it known that I, FRANKLING P. PEREGOY, of Indian Valley, Plumas county, State of California, have invented a new and Improved Union Guide and Journal; and I do hereby declare that the within is a full, clear, and exact description of the construction and operation of the same, reference being had to the drawings accompanying this specification, with letters of reference marked thereon, in which—

Figure 1 is a plan of the journal; Figs. 2, 3, 4, 5, are sections.

In Fig. 1, A and B represent the two sections, which slide together by means of the slide-ways H H. (Shown in Fig 4.)

Figs. 3 and 4 represent the guide or journal in two parts, and when joined are kept in place by means of bolts through the openings at E E E E.

C C represent the bearings or blocks which are set in the grooves and are moved forward by means of the set-screws G G. (Shown in Figs. 2 and 3.)

F F represent the plates through which the set-screws pass, which can be either cast with the box or made movable, as shown in the drawings, in which case they have the shoulders L L, (shown at Fig. 3.) to keep them in place.

C C C C are guide-blocks. D D D D are friction-rollers.

The nature of my invention consists in providing a guide and journal for horizontal and upright shafting, so arranged by means of rollers as to overcome a large amount of friction, especially when applied to the stems of stamps used in quartz-mills.

To enable others skilled in the art to make and use my invention, I will proceed to describe its construction and operation.

I make the journal or guide-holder of iron or wood. The blocks or bearings are made of brass or other material. The friction-rollers are made of iron. If desirable, these friction-rollers can be placed on the inside of the blocks C C C C. If used for a horizontal shaft only, the two lower blocks need be provided with the rollers; but if used as a guide for stems affixed to the stamps in quartz-crushing mills, four would be needed, and are placed at right angles to those shown in the figure. The two parts of the journal are firmly held together by means of four iron bolts. The guide-blocks are tightened or loosened by means of set-screws. This guide and journal are rendered indispensable when compared with bearing now in use, which by constant and uneven friction become untrue and cannot be remedied, except by repacking with Babbitt metal or other material.

Having thus described my invention, what I claim, and desire to secure by Letters Patent, is—

1. The combination and arrangement of the guide-blocks C C C C with the set-screws G G and the friction-rollers D D D D.

2. The manner of connecting the two sections by means of the slide-ways H H substantially as set forth.

FRANKLING PEYTON PEREGOY.

Witnesses:

AMOS F. BLOOD,
E. D. HASSELKUS.