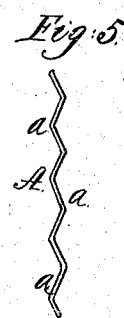
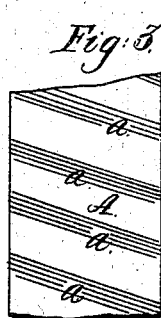

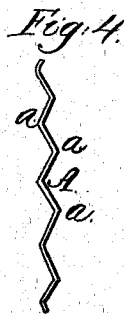
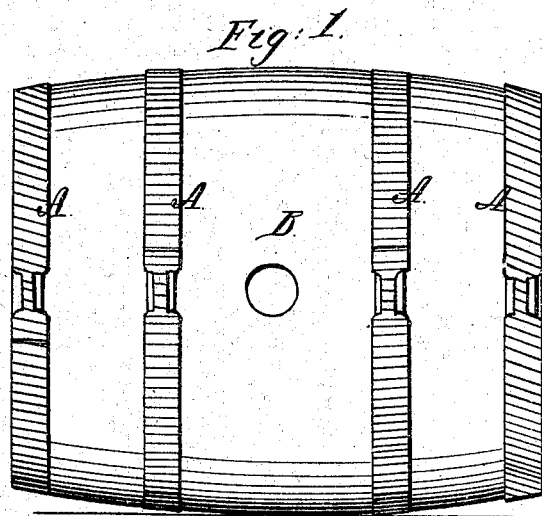


W. WILSON, Jr.  
METALLIC HOOP FOR BARRELS, CASKS, &c.

No. 48,497.

Patented June 27, 1865.



*Inventor:*

*Witnesses:*

*Theo. Tusch  
Wm. Brown*

*Wm. Wilson Jr.  
per Wm. H. Cathey*

# UNITED STATES PATENT OFFICE.

WM. WILSON, JR., OF WILMINGTON, DELAWARE, ASSIGNOR TO HIMSELF  
AND CHARLES GREEN, OF SAME PLACE.

## IMPROVED METALLIC HOOP FOR BARRELS, CASKS, &c.

Specification forming part of Letters Patent No. 48,497, dated June 27, 1865.

*To all whom it may concern:*

Be it known that I, WILLIAM WILSON, Jr., of Wilmington, New Castle county, State of Delaware, have invented a new and useful Improvement in Metallic Hoops for Barrels, Kegs, &c.; and I do hereby declare that the following is a full, clear, and exact description thereof, which will enable others skilled in the art to make and use the same, reference being had to the accompanying drawings, forming part of this specification, in which—

Figure 1 is a side view of a barrel provided with my improved hoops; Figs. 2 and 3, enlarged sections or portions of a hoop constructed according to my invention; Figs. 4 and 5, edge views of Figs. 2 and 3.

Similar letters of reference indicate like parts.

Metallic hoops for casks, kegs, barrels, &c., have hitherto been made of beveled form in their transverse section, in order to conform to the bilge of the cask and fit snugly thereto.

The object of my invention is to avoid this beveling of the hoop and at the same time insure the hoops being fitted snugly to the barrel or keg and not be liable to bend under the action of the implements employed for driving them on.

To this end my invention consists in corrugating or crimping the hoops A transversely, either in a direct or oblique direction, as shown at *a*. (See Figs. 2, 3, 4, and 5.) This corrugating or crimping of the hoops gives them a

zigzag form circumferentially, as shown in Figs 4 and 5, and admits of the hoops, when being driven on the cask, barrel, or keg B, conforming to its bilge, as the hoops are allowed to expand at the side or at one edge under the gradually-increasing diameter of the cask, barrel, or keg, as will be fully understood by referring to Fig. 1. These corrugated hoops, in consequence of the stretching or yielding capacity given them, are not liable to break in being driven on the cask, barrel, or keg, and when driven on are not liable to get loose—contingencies which frequently attend the ordinary smooth hoops. The crimping or corrugating also renders the edges of the hoop better able to resist the blows given in driving them on the cask, barrel, or keg.

The ordinary smooth metallic hoops, if not beveled so as to fit or conform precisely to the cask, barrel, or keg designed for them, are rendered very inefficient. They do not bind the staves properly together, and are liable to become loose.

I claim as new and desire to secure by Letters Patent—

A corrugated or crimped metallic hoop for casks, barrels, kegs, &c., substantially as herein shown and described.

WM. WILSON, JR.

Witnesses:

JOHN WOOD,  
ROBERT LEITHEAD.