

J. P. DORMAN.  
CLOTHES DRIER.

No. 48,537.

Patented July 4, 1865.

Fig. 1.

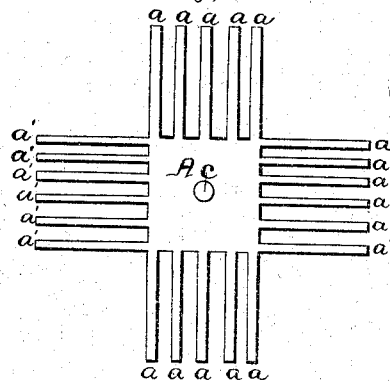
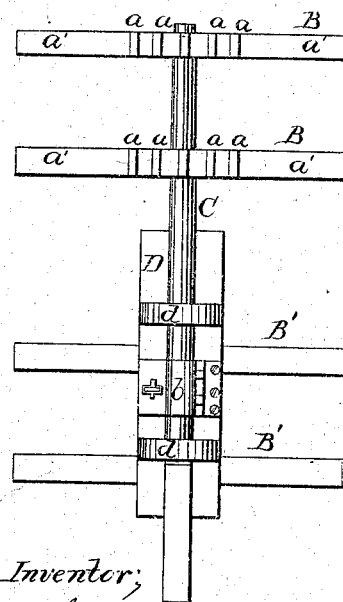
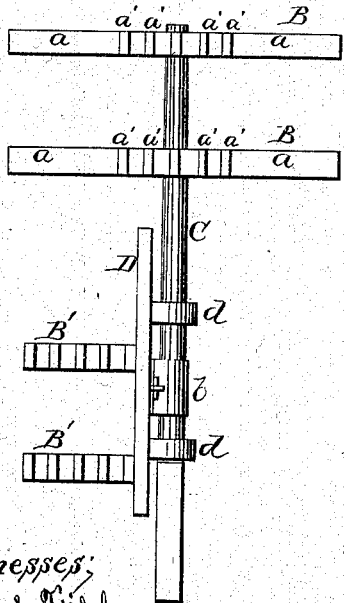


Fig. 2.



Inventor;  
J. P. Dorman.  
by his Attorney  
G. B. Fowler

Fig. 3.



Witnesses;  
James Fitch  
William H. H. H.

# UNITED STATES PATENT OFFICE.

J. P. DORMAN, OF GALESBURG, ILLINOIS.

## IMPROVED CLOTHES-DRIER.

Specification forming part of Letters Patent No. **48,537**, dated July 4, 1865.

*To all whom it may concern:*

Be it known that I, J. P. DORMAN, of the city of Galesburg, in the county of Knox and State of Illinois, have invented a new and Improved Clothes-Drier; and I do hereby declare the following to be a full, clear, and exact description of the construction and operation of the same, reference being had to the accompanying drawings, and to the letters of reference marked thereon, making a part of this specification, in which—

Figure 1 is a plan or top view of my improved clothes-drier. Fig. 2 is what might be termed a back or side view of the two lower series of bars, and a view of the ends of the two upper series of bars, and a side view of the bars that cross thereon or are attached to the same; Fig. 3, a view of the ends of the two lower series of bars, there being no cross or projecting bars thereon or therefrom, as in the upper series, and a view of the ends and sides of the two upper series.

Like letters in all of the figures of the drawings indicate corresponding parts.

The nature of my improvement consists in the construction of a series of bars arranged parallel and at right angles to one another, with a sufficient distance intervening between each of them to allow the placing of wet or damp clothing on each one of the bars. Another feature is in the arrangement of the bars in their connection with a post or pole, which is designed to support them, two sets of them, as described in Figs. 2 and 3, being placed one on or near the top and the other at such distance below it as will allow the clothing from the above one to hang clear of the one beneath. Two other sets are placed below these and near the bottom of the pole or post.

To enable others skilled in the art to make and use my new and improved clothes-drier, I will proceed to describe its construction and operation.

I have a series of bars, *a*, crossing at right angles to another series, *a'*, (see Fig. 1,) and made to fit tightly and flush with the top and under sides at the point or center where they intersect by one-half of the thickness of each

bar being mortised out and then secured in the proper manner.

The entire length of the bars may be from ten to sixteen feet, and the combined width of them seven inches; or more bars may be added and the width thereby increased, which can be determined upon as the circumstances of the case may require. The thickness of the bars may be one or more inches, and nearly square, or they may be of a triangular shape, the apex of them being on the top, the space allowed between each bar to be from one to two inches, at such distance as will admit of the clothes being slipped in between them freely, and at the same time not allow too much lateral movement in swinging therefrom, for fear of blowing off, the object being to dispense with the use of pins. The bars thus constructed, arranged, and combined I denominate an "arm" or "arms," two of which (*BB* in Figs. 2 and 3) are suspended horizontally from a pole or post, *C*, first passing through holes *c* made in the center of them, as seen in Fig. 1, and sustained by shoulders around the pole, made by a slight diminishment of the diameter at the points or places for them to hang, or by such other suitable means as may be deemed most advisable. The upper one is designed to be placed on or near the top of the pole, the lower one at or about three and one-fourth to four feet from the upper, so as to allow the clothing to swing clear therefrom.

The lower arms, *B' B'*, as hereinbefore referred to, are similar in construction to the upper ones, with the exception that they have no bars crossing at right angles, as in them, and the bars are not so stout, being intended for small articles. They are from one-fourth of an inch in thickness to one and one-fourth or one and one-half in depth, while the distance between them is from twelve to eighteen inches, and four feet in length, or longer if necessary. The number of bars in these arms may be increased and the size and arrangement of them varied according to circumstances, as in the others. The lower arms are fastened to a plate, *D*, which extends up to the lower arm of the above ones and serves as a

partial support to it, in addition to the shoulder on the pole.

On the pole, and attached thereto, are two bracket-plates, *d d*, against which the plate, with the arms, are placed, and held to the same by a hinged cast-iron plate, *b*, or other suitable metal, attached to the arm-plate just above mentioned by screws, and so curved as to adapt itself to the shape of the pole, and fastened over the same by a staple and stick. This hinged plate must be of such length vertically as to keep the upright plate well against the brackets, so as to prevent it from slipping either to the right or to the left.

The hinged plate is for the purpose of enabling the upright plate, with the arms, containing the light articles that may be placed thereon, to be removed into the house without removing any of the articles therefrom.

Having thus fully described my new and improved clothes-drier, what I claim therein as new, and desire to secure by Letters Patent, is—

1. A series of bars, *a* and *a'*, arranged parallel and at right angles to one another, constituting two or more arms, *B B*, substantially in the manner and for the purpose herein described.

2. Arms *B' B'*, upright plate *D*, bracket-plates *d d*, and hinged plate *b*, so constructed and arranged as to be readily detached from the post when desired, substantially in the manner and for the purpose described.

J. P. DORMAN.

Witnesses:

J. R. GORDON,  
T. M. RONDY.