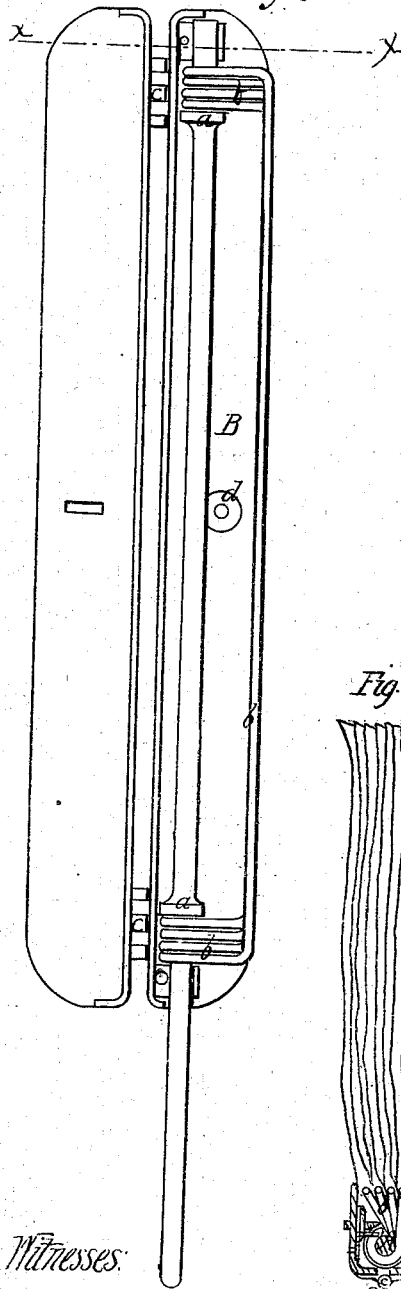


# G. Lautenschlager Temporary Binder.

N<sup>o</sup> 48 568.

Patented Jul. 4, 1865.

Fig. 1.



Witnesses:

Theo. Fusch  
Wm. J. Newin

Fig. 3.

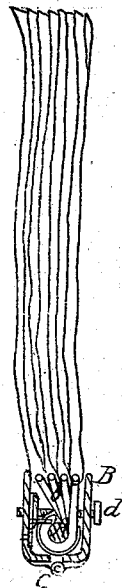
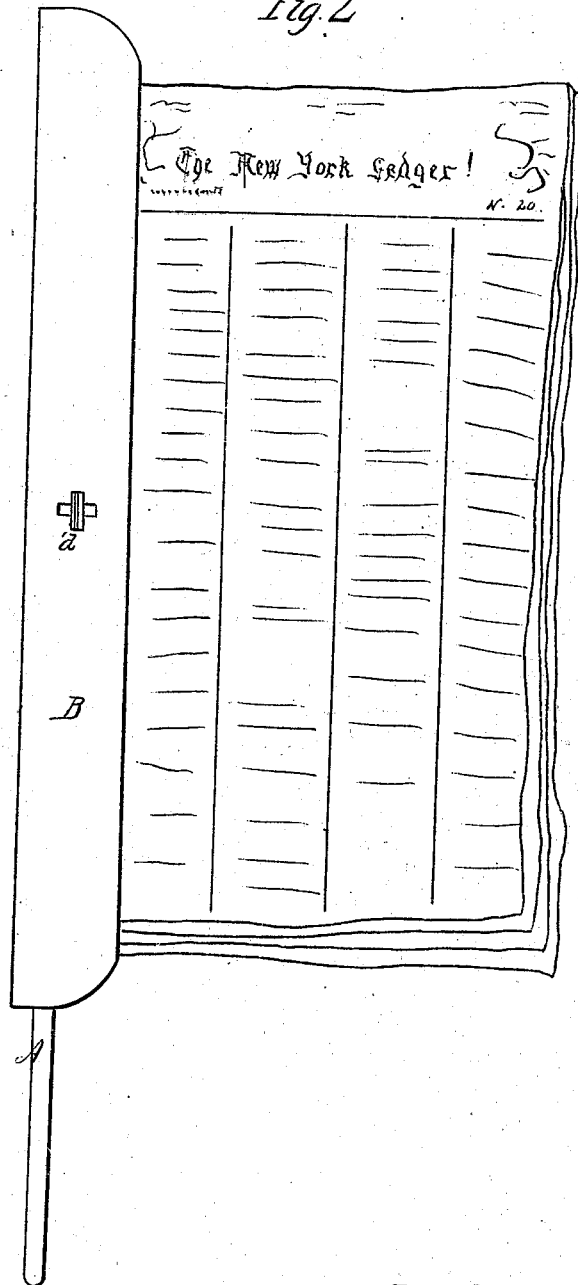


Fig. 2.



Inventor:

Gustav Lautenschlager

# UNITED STATES PATENT OFFICE.

GUSTAV LAUTENSCHLAGER, OF NEW YORK, N. Y.

## PAPER-FILE.

Specification forming part of Letters Patent No. **48,568**, dated July 4, 1865.

*To all whom it may concern:*

Be it known that I, GUSTAV LAUTENSCHLAGER, of the city, county, and State of New York, have invented a new and Improved Paper-File; and I do hereby declare that the following is a full, clear, and exact description thereof, which will enable those skilled in the art to make and use the same, reference being had to the accompanying drawings, forming part of this specification, in which—

Figure 1 represents a front elevation of my paper-file when the same is open and the papers removed. Fig. 2 is a side elevation of the same when closed up, and with the papers in position. Fig. 3 is a horizontal section of the same, taken in the plane indicated by the line *x x*, Fig. 1.

Similar letters of reference indicate corresponding parts.

This invention consists in the application to a central stem or axis of a series of looped wires, in combination with a folding frame, in such a manner that each wire is capable to receive and hold its own paper, and all the wires swivel on the central stem, so that they fold one over the other, and when the frame is closed the papers are situated one above the other in a convenient position for the reader. Each paper can be conveniently removed without disturbing the others, and, furthermore, the papers are not injured or torn by passing needles through them, or by points or other devices generally employed in paper-files of the ordinary construction.

A represents a central stem or axis, made of iron, tough wood, or any other suitable material. It is provided with two shoulders, *a*, and it forms the common guide or axis for a series

of wires, *b*, which are bent in the form of a U, as shown in Fig. 1 of the drawings, each being provided with two loops, one at either end, which fit over the rod and enable the wire to turn thereon in either direction. The rod A is secured to a frame, B, which is made to open and close, its two parts being connected by a hinge-joint, *c*. When the frame is opened or unfolded, as shown in Fig. 1, the wires *b* can be freely turned in either direction, and a paper can be readily attached to each of them simply by bringing said paper in such a position that the wire passes through its bight. When the frame is folded up and closed the wires *b* lie close together, as shown in Fig. 3, and the papers arrange themselves in regular order and in a convenient position for reading. The frame is fastened by means of a catch, *d*; or, instead of one catch in the center, two catches or fastenings of any desirable construction may be applied to the frame near to its ends to prevent the same from springing apart.

In this paper-file every paper is attached to its own wire, the papers are not punctured or otherwise injured, each paper can be readily removed without disturbing the others, and when the file is closed up the papers arrange themselves in the proper order for reading.

I claim as new and desire to secure by Letters Patent:—

The application of a series of folding wires, *b*, to a common rod, A, in combination with a suitable frame, B, constructed and operating substantially as and for the purpose set forth.

GUSTAV LAUTENSCHLAGER.

Witnesses:

M. M. LIVINGSTON,  
C. L. TOPLIFF.