

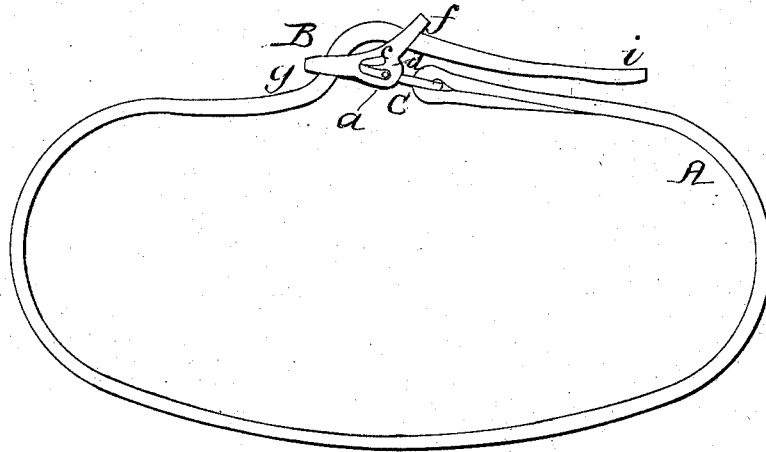
B. S. Larson,

Buckle,

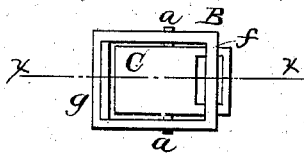
No. 48,569,

Patented July 4, 1865.

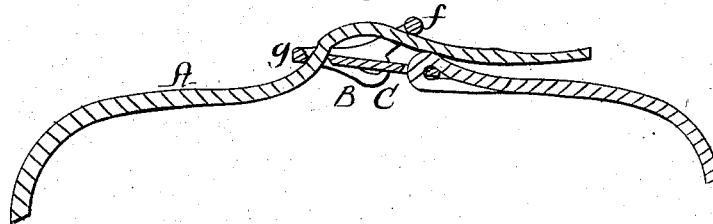
Fig; 1.



Fig; 2.



Fig; 3.



Witnesses;

Wm. Brewin

C. L. Telfer

Inventor;

B. S. Larson

Byellman & Co

Attys

UNITED STATES PATENT OFFICE.

BENJAMIN S. LAWSON, OF NEW YORK, N. Y.

IMPROVED BUCKLE.

Specification forming part of Letters Patent No. 48,569, dated July 4, 1865.

To all whom it may concern:

Be it known that I, BENJAMIN S. LAWSON, of the city, county, and State of New York, have invented a new and useful Improvement in Buckles for Skates and other Purposes; and I do hereby declare that the following is a full, clear, and exact description thereof, which will enable others skilled in the art to make and use the same, reference being had to the accompanying drawings, forming part of this specification, in which—

Figure 1 is a side view of a buckle made according to my invention, showing also a strap with which it may be used. Fig. 2 is the buckle in plan view. Fig. 3 is a sectional view on the line *x* of Fig. 2.

Similar letters of reference indicate like parts.

This invention consists in providing supplementary bearings for the journals of the tongue of the buckle, which bearings are behind the bearings which hold the said journals when the buckle is in use, and are separated therefrom by a ridge, over which the journals pass when the journals are to be moved from one to the other. The effect of this construction is to enable the tongue to recede from the front of the buckle, where the bite is made on the strap, thereby releasing the strap without difficulty, and without requiring that it be first pulled out from the loop of the buckle.

A designates a strap whose fixed end is to be secured to a loop, *h*, of the tongue of the buckle. The whole buckle comprises only two parts—the frame B and the tongue C. The frame is open, being quadrangular in shape when seen in plan view, its sides *g* and *f* being the front and rear of the buckle, and its other sides being those which sustain the journals of the tongue C. When seen in side view the frame B resembles, in its appearance, a mixtilinear triangle, the upper side being concave, and the lower angle being made of irregular form, in consequence of the breadth required at that part of the sides of the frame to provide room for the openings *e*. The openings receive the journals *a a* of the tongue. They are of the shape of a right angle, the shortest limb *c* being the uppermost and the longest *b* being the lowermost, its place being in the lower angle of the frame. The letter *d* designates the ridge which separates the two limbs.

The breadth of the limbs of the slot *e* is to be such as to allow the journals *a* of the tongue to move freely along them. C is the tongue of the buckle. It consists of a flat piece with a loop, *h*, cut in its rear end, in which the fixed end of a strap is to be secured, and with journals *a* on each side, which are placed in such positions as make that part of the tongue which extends from them toward the part *g* of the frame almost equal to the distance between the end of the limbs *c* of the slots and the front of the frame, so that when the journals of the tongue are in the bearings formed in the ends of the limb *c* the end of the tongue will bite the strap A between itself and the front end, *g*, of the frame. When the journals are in the bearings formed in the ends of the limbs *b* the tongue is withdrawn from the end *g* of the frame and it ceases to bite the strap.

It is evident from this construction that when the journals of the tongue are in the limbs *c* and the tongue has clamped the strap it is only necessary to bring the journals down into the limbs *b* in order to let the tongue recede and release the strap. In order to do this the journals *a* must pass the ridges *d*, which separate between the limbs. I accomplish this by means of the tail or free end of the strap, which is passed beneath the loop end *f* of the frame and above the tongue when the buckle is in use. The end *f* of the frame is bent upward from the line of the front part of the buckle, and it extends, as is seen in Fig. 1, in or nearly in the direction of the limb *c* of the slot, so that when the tail of the strap is drawn upward against the part *f* of the frame that part of the frame is lifted and drawn away from the tongue, and the journals of the tongue are brought into the lower and longer limb, *b*, thereby releasing the strap by withdrawing the end of the tongue from the front *g* of the frame. So long as the ends of the upper limbs, *c*, of the slots are in the direction of the pull on the strap the journals of the tongue will remain therein, being kept from accidental displacement by the projecting angle or ridge *d*; but when the upper slot is drawn away from the direction of the pull the journals fall or slip over the ridge into the longer slot *b*, and the tongue yields to the pull and is drawn away from the front of the buckle. The front part of the tongue is to be wide enough to pre-

vent its front part from falling below the front of the frame of the buckle.

I claim as new and desire to secure by Letters Patent—

1. In buckles for fastening skates, and for other uses, placing the journals of the tongue in openings in the frame of the buckle of such form as that said journals can be shifted from their bearings, substantially as described.

2. So constructing a buckle as that its tongue can be loosened from the strap by lifting the hinder end of the buckle, substantially as described.

BENJAMIN S. LAWSON.

Witnesses:

M. M. LIVINGSTON,
C. L. TOPLIFF.