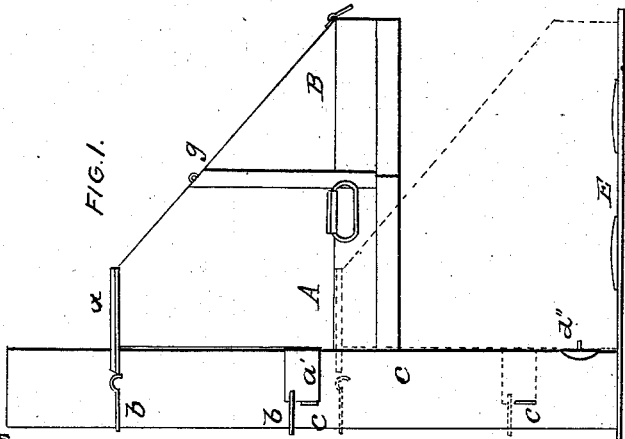
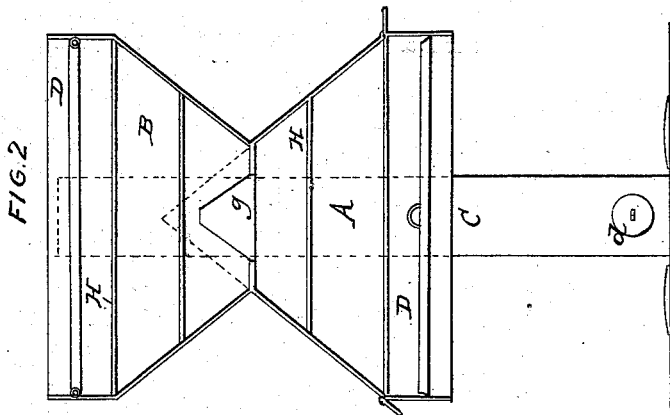
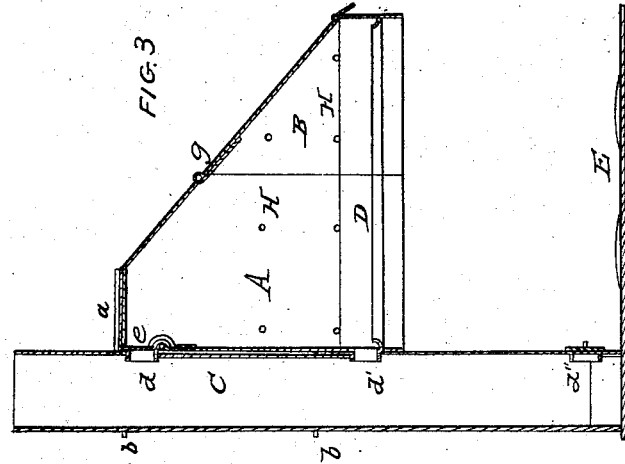


RAYMOND & MILLER.  
Hood for Cook Stove.

No. 48,592.

Patented July 4, 1865.



WITNESSES  
W. H. Burdige  
A. W. Wohlward

INVENTORS  
Jesse Reynolds  
August Miller

# UNITED STATES PATENT OFFICE.

FITCH RAYMOND AND AUGUST MILLER, OF CLEVELAND, OHIO.

## HOOD FOR COOK-STOVES.

Specification forming part of Letters Patent No. 48,592, dated July 4, 1865.

*To all whom it may concern:*

Be it known that we, F. RAYMOND and A. MILLER, of Cleveland, in the county of Cuyahoga and State of Ohio, have invented certain new and useful Improvements in a Stove Apparatus; and we do hereby declare that the following is a full and complete description of the same, reference being had to the accompanying drawings, making a part of this specification, in which—

Figure 1 is a side view. Fig. 2 is a front view with part of the cap turned back. Fig. 3 is a vertical section.

Like letters of reference denote like parts in the different views.

The nature of our improvement relates to an apparatus for conveying off steam, gas, and odor from the stove to prevent the well-known disagreeable results of having it distributed through the house, and to be used as an oven.

E represents the top of the stove. A and B is the cap attached to the pipe C.

*a a'* are pieces attached to the cap and curved part way round the pipe, and to one end of each piece is attached a brace, *b b*, which passes round the pipe and hooks into the other side, which aids in holding the cap in place on the pipe. *c c* are projections to aid in keeping the cap in place.

*d* and *d'* are small pipes or tubes passing from the cap through holes into the pipe C, and which aid in supporting the cap in the position seen in Fig. 1.

*d''* is a cap to close an opening in the pipe, which prevents the smoke from coming from the pipe C into the room when the cap A B is in its elevated position, as represented, there being three holes in the pipe, one of which is either above or below the cap, according to its position. In cooking, the moisture rising from the stove which collects on the inner surface of the cap runs down into a trough, D, which extends around the lower end of the cap on all sides and runs out through the pipe *d'* into the pipe C.

H are rods, extending across the cap, on which dishes, &c., may be put to be kept warm.

The section B of the cap is hinged to the section A at *g*, and can be raised, as seen in Fig. 2, for the purpose of getting at the dishes which are placed on the rods or rack H, and when the cap is lowered, as indicated by the dotted lines in Fig. 1, it is also convenient for putting in and taking out the dishes that are being baked.

The object of this cap is to convey the steam, gas, and odor arising from the stove when cooking out through the valve *e* into the pipe C, which passes out with the smoke in place of being distributed through the house, as would otherwise be the case. It is well known that the steam, gas, and odor arising from cooking is very disagreeable, circulating throughout the house, collecting on the walls and soiling them, while with this cap the steam is all confined in the cap and carried off, as before stated.

The cap can be lowered, as before stated, by unhooking the braces *b b* and moving the pipes *d d'* from the upper holes and placing them in the two lower ones, taking the cap *d''* from the lowest opening and putting it in the upper one, to prevent the smoke from entering the room. When the cap is in this position it forms a very good oven on the top of the stove for baking or cooking anything, and for this purpose the valve *e* may be closed to prevent the heat from passing into the pipe C.

What we claim as our improvement, and desire to secure by Letters Patent, is—

1. Hinging the sections A and B together in the manner described, when used in their relation to the stove E, stove-pipe C, tubes *d d'*, and valve *e*, as and for the purpose set forth.

2. The adjustable cap A, troughs D, and rods H, in combination with the valve *e* and opening *d*, as and for the purpose set forth.

FITCH RAYMOND.  
AUGUST MILLER.

Witnesses:

W. H. BURRIDGE,  
A. W. McCLELAND,