

A. D. Ansell,
Belt Clasp,
No 48,784, Patented July 18, 1865.

Fig: 1.

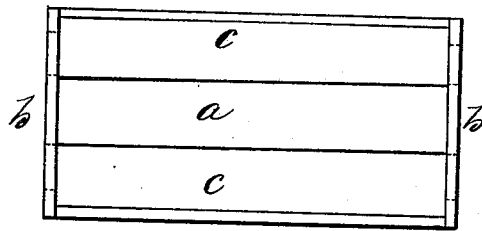


Fig: 2.

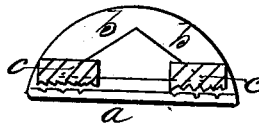


Fig: 3.


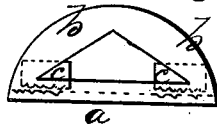


Fig: 4.



Witnesses
E. Horton
J. W. Bays

Inventor:
A. D. Ansell.

UNITED STATES PATENT OFFICE.

A. D. ANSELL, OF HARTFORD, CONNECTICUT.

IMPROVED BELT-CLASP.

Specification forming part of Letters Patent No. 48,784, dated July 18, 1865.

To all whom it may concern:

Be it known that I, A. D. ANSELL, of the city and county of Hartford, and State of Connecticut, have invented certain new and useful Improvements in Belt-Clasps; and I do hereby declare that the same is described and represented in the following specification and drawings, and to enable others skilled to make and use the same, I will proceed to describe its construction and operation by referring to the drawings, in which the same letters indicate like parts in each of the figures.

The nature of this improvement consists in clamping the ends of a belt between two pieces of metal, or between clamping-surfaces without in any way using screws; or, in other words, it consists in securing the ends of a belt between clamping-surfaces by means of inclined planes properly arranged to act upon the clamping-jaws, so that the harder the draft the tighter will be the gripe.

In the accompanying drawings, Figure 1 is a top view. Fig. 2 is an end section view. Fig. 4 is an end view. Fig. 3 is a side view.

a is the under plate, having double incline planes *b* on each end, made of any suitable material.

c are the clamping-jaws cut or formed at each end so as to fit correspondingly to the in-

cline planes in which they are designed to work.

Now, it is only necessary in putting this improved clasp into use to draw back the jaw so as to allow sufficient opening to receive the thickness of the belt between it and the plate. Then in the same manner insert the other end of the belt. Thus the necessity of cutting holes in the ends of the belt through which to insert screws, passing from one plate to the other, for holding them together, is rendered unnecessary.

In this way I am enabled to produce a cheap and efficient clasp, which can be easily and quickly removed and replaced, and not in any way liable to get out of order by use.

I believe I have thus shown the nature and construction, so as to enable others skilled to make and use the same.

What I claim, therefore, and desire to secure by Letters Patent, is—

The employment of the inclined planes *b*, in combination with the plate *a* and jaws *c*, substantially as and for the purpose described.

A. D. ANSELL. [L. S.]

Witnesses:

E. HORTON,
J. W. BLISS.