

G G Mudge

Carpet Stretcher.

N^o 48,829.

Patented July 18, 1865.

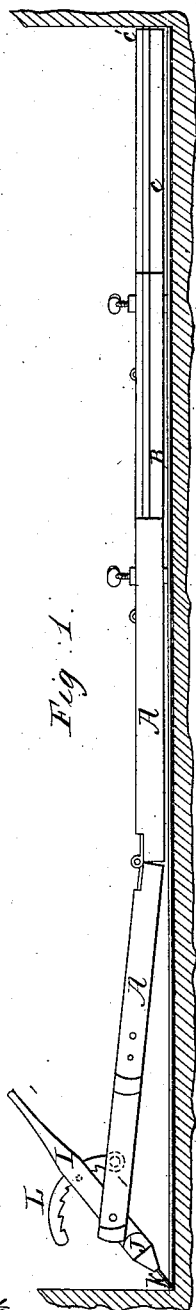


Fig. 1.

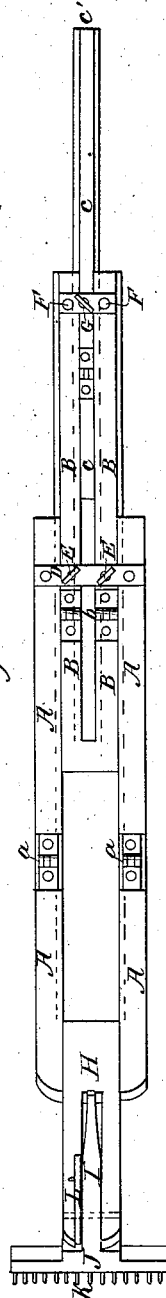


Fig. 2.

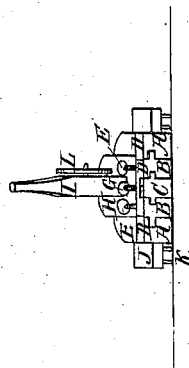


Fig. 3.

Witnesses,
C. D. Smith
J. Scheithm

Inventor,
G. G. Mudge
Per *Mum & Co*
Attys

UNITED STATES PATENT OFFICE.

GEORGE G. MUDGE, OF PITTSBURG, INDIANA.

CARPET-STRETCHER.

Specification forming part of Letters Patent No. 48,829, dated July 18, 1865.

To all whom it may concern.

Be it known that I, G. G. MUDGE, of Pittsburg, in the county of Carroll and State of Indiana, have made new and useful Improvements in Carpet-Stretchers; and I do hereby declare the following to be a full, clear, and exact description of the nature, construction, and operation of the same, reference being had to the accompanying drawings, which are made part of this specification, and in which—

Figure 1 is a side elevation. Fig. 2 is a plan or top view. Fig. 3 is an end elevation.

The same letters refer to like parts in the different figures.

The device is intended for stretching carpets upon the floors of apartments, and is made extensible, so that it may reach from wall to wall across the intervening space.

To enable one skilled in the art to which my invention is allied to make and use the same, I will proceed to describe it.

A is a frame, having extensible portions B and C, which slip in and out as may be required, being tongued and grooved into each other, as seen in the end view, Fig. 3. Each of those portions is provided with hinges, so that when the extensible sections are drawn in they may fold in concert and be thereby reduced in length. These hinges are shown at *a b c*, and are attached to A B C, respectively.

Extending from the end of the frame A is a bifurcated block, H, between whose prongs is pivoted an arm, I, whose cross-head J is provided with a row of teeth, K. The arm is secured at any required part of its sweep by

the engagement of a pin with the teeth of the rack L.

The portion B, when projected to the extent required, is secured at that point by the set-screws E, which pass through the yoke D and impinge upon B, and in like manner the set-screw G, passing through the yoke F, impinges upon C to maintain the latter at the required extension.

The method of operation is as follows: The carpet being tacked at the foot of the wall on one side of the room, the end C is placed against that wall and the machine extended by drawing out the sections B C, so that the teeth on the cross-head J may, when the latter is projected by the depression of the arm I, push the unfastened edge of the carpet to the foot of the wall, where it is to be tacked. This having been done, the pin on the lever I becomes engaged with the rack L and the carpet is retained in position until it is tacked down.

Having thus described my invention, what I claim therein as new, and desire to secure by Letters Patent, is—

The frame consisting of extensible hinged sections, and provided at one end with an armed rocking lever, by which the edge of the carpet is drawn to the position required.

To the above specification of my improvement in carpet-stretchers I have signed my hand this 2d day of June, 1865.

GEORGE G. MUDGE.

Witnesses:

JAMES H. STEWART,
R. W. FAIRCHILD.