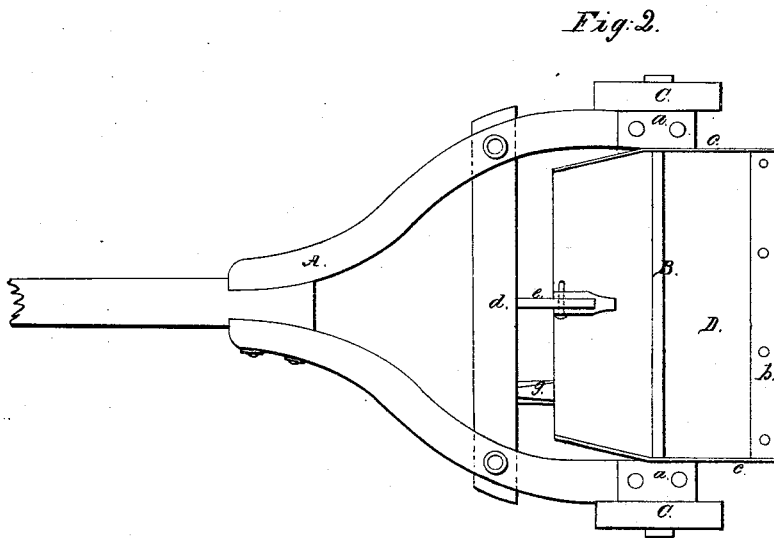
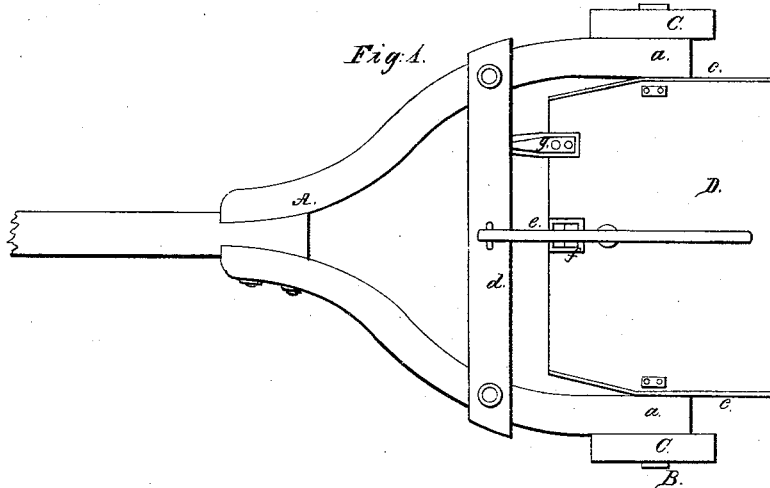


W. W. Johnson.

Road Scraper.

N^o 48,951.

Patented Jul. 25, 1865.

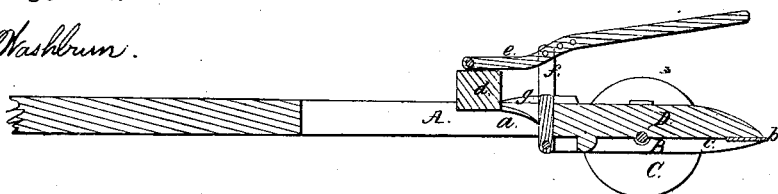


Witnesses:

Frederick Curtis.

G. C. Washburn.

Fig. 3.



Inventor:
William W. Johnson.

by his Attorney.
R. W. Ledy

UNITED STATES PATENT OFFICE.

WM. W. JOHNSON, OF HARRISON, MAINE.

IMPROVED ROAD-SCRAPER.

Specification forming part of Letters Patent No. **48,951**, dated July 25, 1865.

To all whom it may concern:

Be it known that I, WILLIAM W. JOHNSON, of Harrison, of the county of Cumberland and State of Maine, have invented an Improved Road-Scraper; and I do hereby declare the same to be fully described in the following specification and represented in the accompanying drawings, of which—

Figure 1 is a top view, Fig. 2 a bottom view, and Fig. 3 a longitudinal section, of it.

In the drawings, A denotes a furcated tongue projecting from an axle, B, provided with two wheels, C C. There is arranged between the branches *a a* of the tongue and on the axle, and so as to turn in a vertical plane thereon, a vibratory scraper, board, or platform, D, whose rear and working edge consists of a plate of iron or steel, *b*, fixed to the under side of the scraper. The said scraper also has two metallic plates, *c c*, which are disposed on its two opposite ends, and so as to project down from its under surface, as shown in the drawings. There is a bar, *d*, extending from one to the other of the branches *a a*, and being bolted to them. To the middle of the said bar a lever, *e*, is hinged, such lever being connected to the front part of the board D by a forked link, *f*, which is jointed both to the lever and to the said board D. There is also a projection or stop, *g*, extended from the board D, and so as to abut against the rear side of the bar *d* when the scraper or board is raised to its highest position off the ground.

In the use of this improved road-scraper the attendant, while it is in the act of being drawn forward by the draft-animals yoked to the

tongue, stands on the scraping-board D and directly over the axle, and by means of the lever he can give such an inclination to the said board from time to time as circumstances may require. While the board may be in the act of being moved along the ground its side plates, *c c*, will operate to prevent lateral spreading of the earth scraped from the road by the bar-plate *d*.

This scraper not only levels the ruts, but compacts the earth at the same time, and in this respect it operates much better than the common road-scraper, whose blade stands upright and acts only to scrape without compacting the earth scraped by it from the roadway into hollows thereof.

What I claim as my invention is—

1. The combination and arrangement of the vibratory scraping-board with the axle and its wheels, the furcated tongue, and the mechanism for regulating the inclination of the scraping-board, as specified.

2. The combination of the side wings or plates, *c c*, with the vibratory scraping-board, applied to and arranged with an axle, its wheels, and tongue, as specified.

3. The combination of the stop *g* and the bar *d* with the furcated tongue and the vibratory scraping-board, applied to an axle and wheels, and having a mechanism, as described, or equivalent, for varying the inclination of the board, as set forth.

WM. W. JOHNSON.

Witnesses:

LUCIUS D. FISHER,
ISAAC A. DENISON.