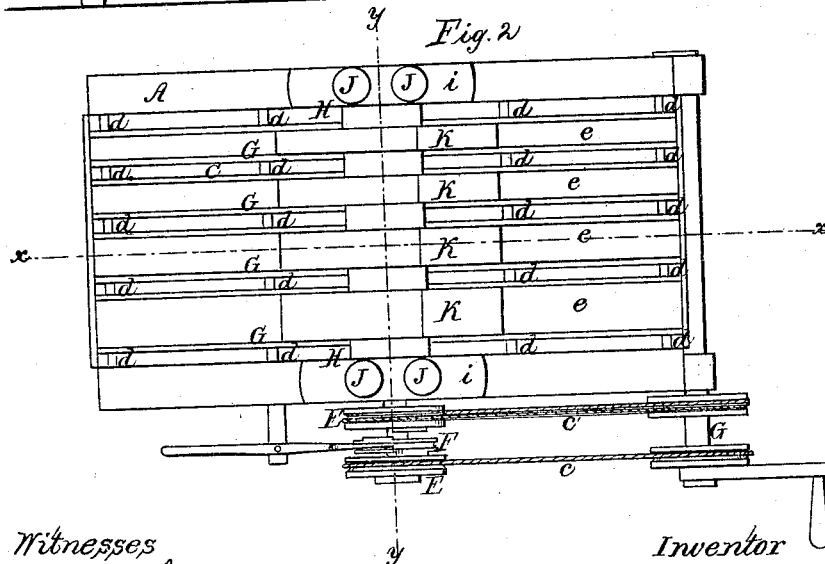
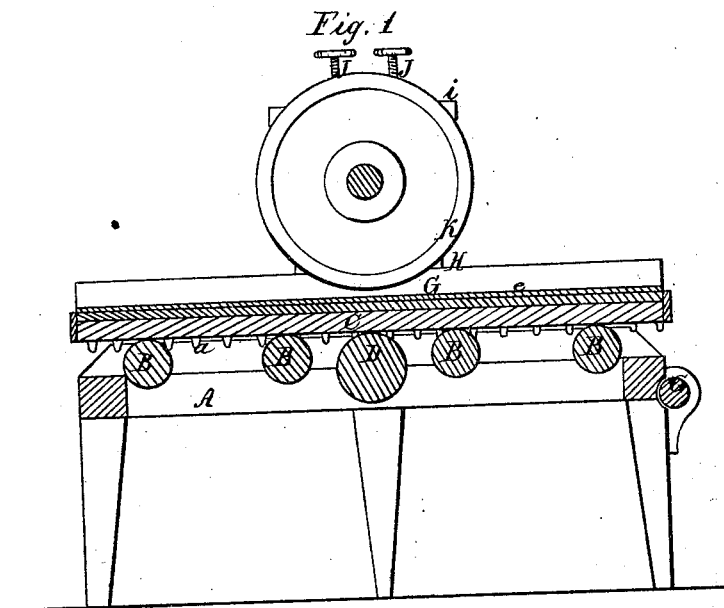


J. D. KING.
TOBACCO PRESS.

No. 48,955.

Patented July 25, 1865.



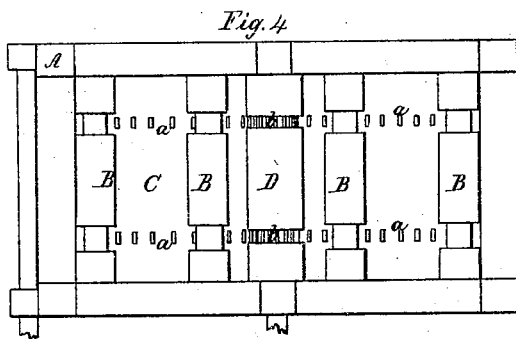
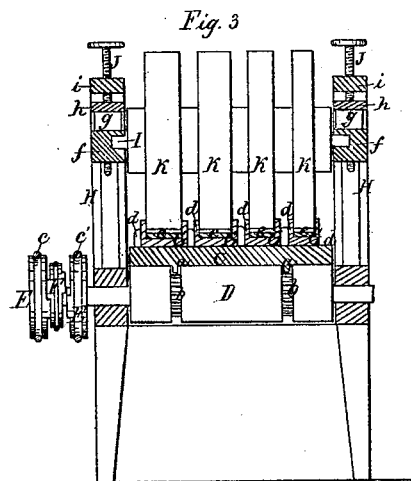
Witnesses
J. M. Cornington
Thos. L. L. L.

Inventor
J. D. King
By Munn & Co.
Attys

J. D. KING.
TOBACCO PRESS.

No. 48,955.

Patented July 25, 1865.



Witnesses
J. M. Connelley
Geo. F. J. J. J.

Inventor
J. D. King
By J. D. King & Co.
Att'y

UNITED STATES PATENT OFFICE.

J. D. KING, OF CINCINNATI, OHIO.

IMPROVEMENT IN MACHINES FOR PRESSING TOBACCO.

Specification forming part of Letters Patent No. 48,955, dated July 25, 1865.

To all whom it may concern:

Be it known that I, J. D. KING, of Cincinnati, in the county of Hamilton and State of Ohio, have invented a new and Improved Machine for Pressing Tobacco; and I do hereby declare that the following is a full, clear, and exact description thereof, which will enable those skilled in the art to make and use the same, reference being had to the accompanying drawings, forming part of this specification, in which—

Figure 1, Sheet No. 1, is a longitudinal vertical section of my invention, taken in the line *x x*, Fig. 2; Fig. 2, a plan or top view of my invention; Fig. 3, Sheet No. 2, a transverse vertical section of the same, taken in the line *y y*, Fig. 2; Fig. 4, an inverted plan or under view of the same.

Similar letters of reference indicate corresponding parts.

This invention relates to a new and improved machine for pressing tobacco into plugs; and it consists in the employment or use of a series of pressure-rollers in connection with a reciprocating bed provided with molds having false or supplemental bottoms, all arranged as hereinafter fully shown and described, whereby the desired work may be done very expeditiously and in a perfect manner.

A represents a rectangular frame, in the upper part of which a series of rollers, B, are placed transversely, and on which rollers a bed, C, is fitted, so that it may be moved easily back and forth. This bed C is operated or has a reciprocating motion imparted to it by means of two racks, *a a*, at its under side, said racks being parallel with each other and extending the whole length of the bed, and working in recesses *b* in a drum, D, which has two loose pulleys, E E', upon it at one end, either of which may be connected with the drum, as desired, by means of a clutch, F. These pulleys E E' are driven by means of belts *c c'* from a driving-shaft, G, the belt *c* being straight and *c'* a cross-belt. By this means a reciprocating motion is communicated to the bed C, the pulleys E E' being connected and disconnected alternately at the termination of each stroke or movement of bed C. This bed C is provided with a series of rows of vertical pins, *d*, between which boxes or troughs G are fitted par-

allel with each other. These boxes or troughs may be made of wood lined with sheet metal, and they are each provided with a false or supplemental bottom, *e*, which may be of wood.

The frame A is provided with upright frames H H, one at each side of it, in which frames the bearings *f* of the shaft I are fitted, said bearings having rubber or springs *g* resting upon them, and through which, the bearings *f*, a plate, *h*, on the springs, and a cap-piece, *i*, on the frames, screws J pass. (See Fig. 3.)

On the shaft I there are placed loosely a series of rollers, K. These rollers are of different widths, corresponding to the width of the boxes or troughs G, which are of different widths to form different-sized plugs. (See Figs. 2 and 3.)

The device is used as follows: The boxes or troughs are taken from the bed C and are filled with tobacco properly prepared for pressing, the tobacco being weighed, so that each box or trough will be supplied with a certain weight. The boxes or troughs are then placed on the bed C, the rollers K being graduated by adjusting the screws J so that the tobacco in the boxes or troughs will be subjected to a proper pressure. The bed C is then moved forward and backward underneath the rollers K, so as to give the tobacco two pressures, and at the termination of the forward movement of the bed the screws J may be slightly turned, to give an additional pressure to the rollers on the return motion of the bed. A forward and backward movement of the bed will be generally sufficient to compress the tobacco as much as required, and at the termination of the backward movement of the bed the boxes or troughs G are removed and placed upon a table, and the compressed tobacco taken from them by taking hold of the false or supplemental bottoms *e*, the tobacco, of course, being removed with said bottoms. Any number of these boxes or troughs may be employed, one set of hands filling the same and another removing the compressed tobacco therefrom. The device therefore need not remain idle during the pressing or compressing operation.

Rollers K of different widths may be placed on the shaft I and boxes or troughs G of different widths used, or they may all be of the same dimensions. In Figs. 2 and 3 rollers and boxes or troughs of different widths are shown

By this simple means I obtain a very simple and efficient device for compressing tobacco into plugs.

The operation may be expeditiously performed and the work done in a very efficient manner.

The tobacco, after being compressed, is cut into pieces of any desired length and weight.

I claim as new and desire to secure by Letters Patent—

The employment or use of a series of rollers, K, placed loosely on a shaft, I, provided with

adjustable bearings, in combination with a reciprocating bed, C, provided with a series of removable boxes or troughs, G, corresponding in width to the rollers, all arranged substantially as and for the purpose set forth.

The above specification of my invention signed by me this 11th day of March, 1865.

J. D. KING.

Witnesses:

M. M. LIVINGSTON,
C. L. TOPLIFF.