

G. Leining,
Sash Holder.

No 48,960.

Patented July 25, 1865.

Fig 3

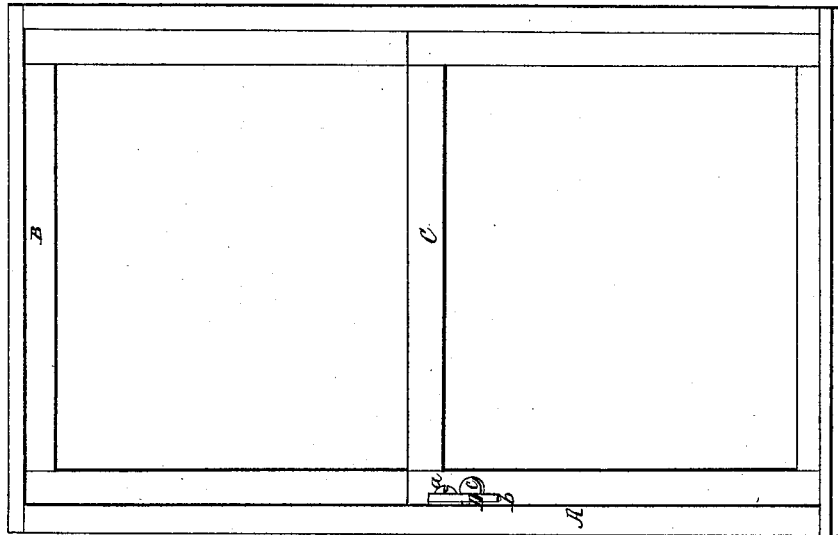


Fig 2

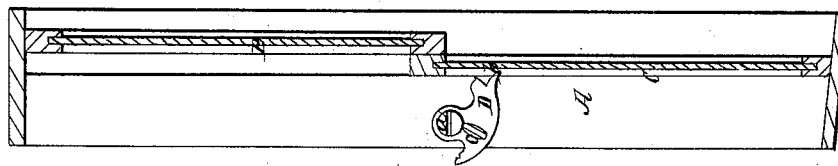
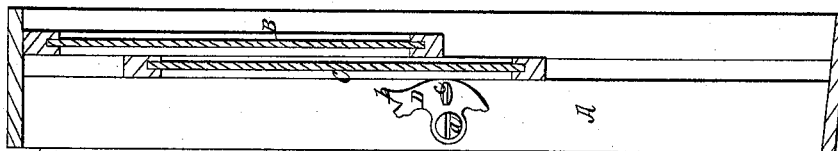


Fig 1



Witnesses:

L. P. Hale Jr
W. C. Fisher.

Inventor:

George Leining.
by his attorney
R. H. Eddy

UNITED STATES PATENT OFFICE.

GEORGE LEINING, OF ROXBURY, MASSACHUSETTS.

SASH-FASTENER.

Specification forming part of Letters Patent No. 48,960, dated July 25, 1865.

To all whom it may concern:

Be it known that I, GEORGE LEINING, of Roxbury, in the county of Norfolk and State of Massachusetts, have invented an Improved Window-Sash Fastening; and I do hereby declare the same to be fully described in the following specification and represented in the accompanying drawings, of which—

Figures 1 and 2 are sections of a window-sash and its frame as provided with my invention. Fig. 3 is a front view of the same.

In the drawings, A denotes the window-frame as having two sashes, B C, arranged within it in the ordinary manner, the lower sash being so applied to the frame as to be capable of being slid upward or downward therein.

An eccentric or cam, D, is arranged on the inner side of the frame, and with respect to the lower sash in manner as shown in the drawings, and such eccentric or cam turns freely on a screw, *a*, which passes through it and screws into the frame and holds the fastener thereto. On raising the sash the eccentric will turn upward on its screw and offer no impediment to the upward movement of the sash; but when an attempt is made to depress the sash or the sash is left to fall by its own weight or gravitating power, the friction of it against the cam will depress the latter and cause it to arrest the sash.

From the cam a spur or finger, *b*, projects in manner as shown in the drawings, its purpose being to prevent the sash from being raised when at its lowest position, and this the spur or projection will do when it and the cam are so turned on the screw *a* as to bring the spur or finger against the sash in the manner as shown in Fig. 2.

In order to facilitate the action of the spur or finger the latter may be provided with a small notch or recess to receive the end of the spur; but if the said end be sharp or pointed the notch will not be necessary. Furthermore, a projection, *c*, from the side of the cam D serves to enable a person to raise the cam out of action with the sash preparatory to either elevating or depressing such sash.

The invention is also applicable to the upper sash when arranged so as to slide up and down in the frame.

I claim—

The improved sash-fastener made with the cam and spur, formed and operating as described.

GGE. LEINING.

Witnesses:

R. H. EDDY,
F. P. HALE, Jr.