

J. Stimpson,

Clothes Frame.

N^o 49,007.

Patented July 25, 1865.

Fig: 1.

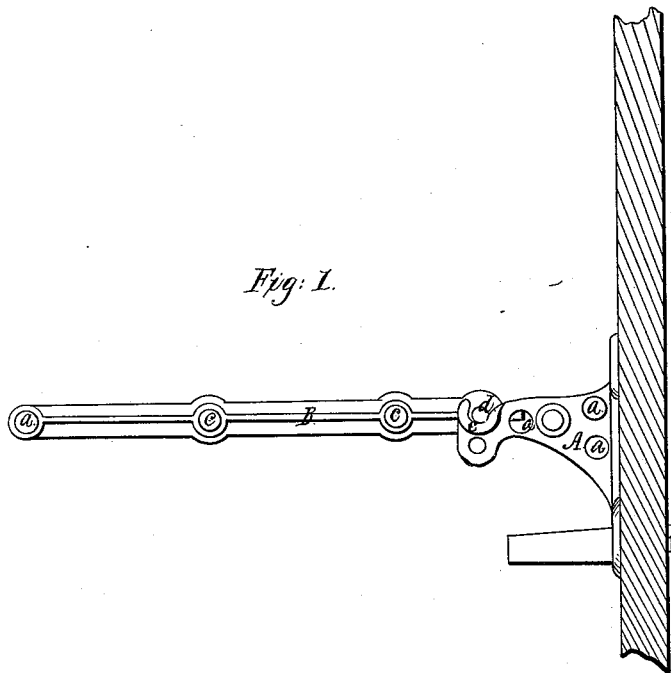


Fig: 3.


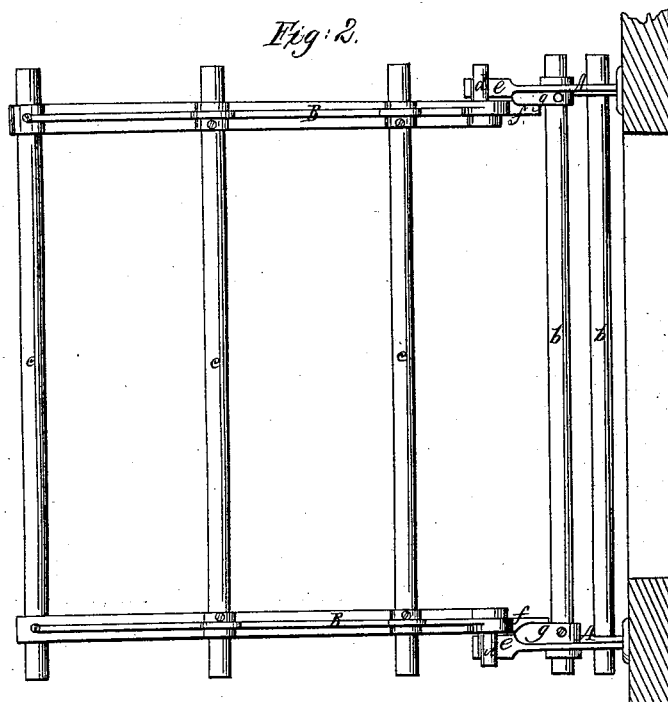


Fig: 2.



Witnesses:
John Tusch,
W. C. Brown

Inventor:
 Jas Stimpson
per J. M. H. C.
Attorneys

UNITED STATES PATENT OFFICE.

JAMES STIMPSON, OF BALDWINSVILLE, MASSACHUSETTS.

CLOTHES-BRACKET.

Specification forming part of Letters Patent No. 49,007, dated July 25, 1865.

To all whom it may concern:

Be it known that I, JAMES STIMPSON, of Baldwinsville, in the county of Worcester and State of Massachusetts, have invented a new and Improved Clothes-Bracket; and I do hereby declare that the following is a full, clear, and exact description thereof, which will enable others skilled in the art to make and use the same, reference being had to the accompanying drawings, forming part of this specification, in which—

Figure 1 is an end view of the clothes-bracket when adjusted for use. Fig. 2 is a plan or top view of the same. Fig. 3 is an inside view of the bracket, showing the manner in which I increase its capacity by attaching supplementary rods.

Similar letters of reference indicate corresponding parts in the same figures.

My invention consists in a suitable bracket to be attached to the side of a room or in any other proper place, having folding or swinging arms connected together by cross-rods, on which the clothes are hung.

It also consists in the combination, with the said bracket, of a series of rods suitably connected together and attached to the bracket, as will be presently described, whereby the surface on which to hang the clothes or other articles is considerably increased.

To enable others to understand my invention, I will proceed to describe it.

A A represent the brackets, which are of any suitable form, and which are attached to the side of a room in any suitable manner. A number of holes, *a a a*, (see Fig. 1,) are made through these brackets for the insertion of rods *b b*, (see Fig. 2,) which extend across from one to the other of the brackets.

B B are the arms, which are of a suitable length, and likewise connected together by rods or bars *c c c*, on which to hang the clothes, and of a distance apart equal to the distance between the brackets A A. Said arms B B have

journals *d* on their inner ends, which turn in suitable bearings, *e*, in the outer ends of the brackets, so that they can be swung upward, and thus be out of the way. They can also be removed entirely from the brackets, if desired. When in a horizontal position they are held in place by lugs *f*, which bear against suitably-arranged projecting-pieces *g* on the insides of the brackets.

To increase the capacity of the clothes-bracket for holding the clothes or other articles, I connect together a number—two or more—of rods or bars, *h h*, in any simple or convenient way—as, for instance, running a cord, *i*, through a hook, *j*, which is hooked to the bracket, (see Fig. 3,) and winding the said cords around the rods, one after another, at suitable distances apart, so as to hold them in place.

The brackets A A, with a series of rods, *h h*, attached thereto, will be found to possess quite a considerable surface on which to hang the clothes, even should the arms B B with their connecting-rods *c* not be attached. The convenience of this arrangement for a clothes-bracket is obvious.

It will be observed that the arms may be readily removed when desired, and the brackets do not occupy much space in a room nor disfigure in the least the appearance of the room; also, that the ready means I employ for increasing the capacity of the clothes-bracket is of great advantage.

What I claim as my invention, and desire to secure by Letters Patent, is—

The folding and removable frame B *c*, supported by lugs *g g* from the brackets A A, as and for the purpose described.

The above specification of my invention signed by me this 17th day of May, 1865.

JAMES STIMPSON.

Witnesses:

M. A. WILSON,
S. CADY.