

No. 49,124.

H. A. LEE.
JOURNAL BOX.

PATENTED AUG. 1, 1865.

Fig. 1.

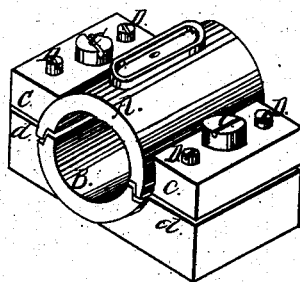


Fig. 2.

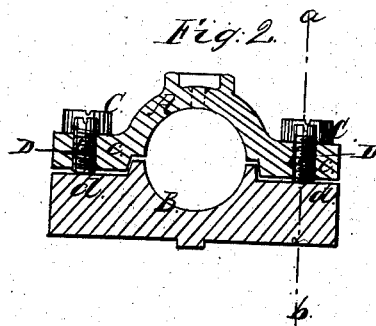
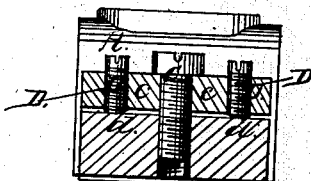


Fig. 3.



Witnesses:

Wm. H. Miller
J. Henry H. Lee

Inventor

H. A. Lee
by his Attorney,
Thos. B. Dodge

*The drawing in this patent
is not in print.*

UNITED STATES PATENT OFFICE.

HENRY A. LEE, OF WORCESTER, MASSACHUSETTS.

IMPROVED JOURNAL-BOX.

Specification forming part of Letters Patent No. 49,124, dated August 1, 1865.

To all whom it may concern:

Be it known that I, HENRY A. LEE, of the city and county of Worcester, and State of Massachusetts, have invented certain new and useful Improvements in Journal-Boxes; and I do hereby declare that the following is a full, clear, and exact description of the construction and operation of the same, reference being had to the accompanying drawings, in which—

Figure 1 represents a perspective view of said journal-box. Fig. 2 represents a vertical cross-section through the same. Fig. 3 represents a vertical section through line *a b* of Fig. 2.

To enable others skilled in the art to make and use my invention, I will proceed to describe its construction and operation.

A represents the upper half or shell of my journal-box, and B the lower shell.

C represents the screws by means of which the upper part is secured to the lower part when the bearing of a shaft has been properly adjusted in the latter. The general construction of the two parts does not differ much from those used heretofore.

D represents four set-screws, two on each of the flanges *c* of the upper part, A. They are screwed into suitable holes in said flanges, and their blunt ends rest upon the upper faces of the flanges *d* of the lower shell, B. By means of these set-screws the upper shell, A, can be so adjusted as to leave a space between the two shells, as represented in the drawings, and the fastening-screws C can be turned tight to prevent them from becoming loose.

The advantage of this arrangement is obvious, for it is very difficult to make such an accurate fit of the shells of the journal-box that the bearing of the shaft will run perfectly true, and when the upper shell is screwed down tight it may either cause too much friction or the bearing may have too much play. By the use of the set-screws D the upper shell, A, can be adjusted upon the lower to make a perfect fit, and then the fastening-screw C can be tightened as much as desired to prevent them from working loose. Again, after the shaft has worn out the bearing all that is necessary is to let down the upper shell, A, by means of the screws D, to fit the bearing snugly, and the fastening-screws C are again tightened, and thus an efficient device is presented to manufacturers to avoid the many annoyances arising from the rapid wearing out of journal-boxes.

It is evident that in some cases, where it is difficult to get at the upper side or shell of the box, said set-screws may be applied to the lower shell in the same manner and for the same purpose.

Having thus fully described the nature of my invention, what I claim herein as new, and desire to secure by Letters Patent, is—

The application to journal-boxes of the set-screws D, within one of the shells or halves of which the journal-box is composed, substantially in the manner and for the purposes specified.

HENRY A. LEE.

Witnesses:

THOS. H. DODGE,
H. L. FULLER.