

H. P. Andrews.
Pencil Sharpener.
N^o 49,210. Patented Aug. 8, 1865.

Fig: 1.

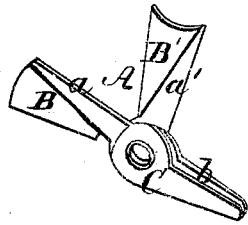


Fig: 2.

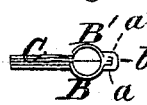
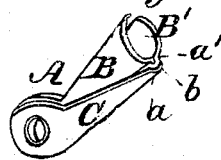


Fig: 3.



Witnesses
W. E. Brown
C. D. Pliff

Inventor
H. P. Andrews
John Munroe & Co.
Attorneys

UNITED STATES PATENT OFFICE.

H. P. ANDREWS, OF CLEVELAND, OHIO.

PENCIL-SHARPENER.

Specification forming part of Letters Patent No. 49,210, dated August 8, 1865.

To all whom it may concern:

Be it known that I, H. P. ANDREWS, of Cleveland, in the county of Cuyahoga and State of Ohio, have invented a new and Improved Pencil-Sharpener; and I do hereby declare that the following is a full, clear, and exact description thereof, which will enable others skilled in the art to make and use the same, reference being had to the accompanying drawings, forming a part of this specification, in which—

Figure 1 represents a perspective view of this invention when open. Fig. 2 is a transverse section of the same when closed. Fig. 3 is a perspective view of the same.

Similar letters of reference indicate like parts.

This invention consists in a pencil-sharpener composed of two concave jaws, which are hinged to each other and to a sheath, and provided with projecting tongues, which drop into a groove of the sheath in such a manner that when the two are turned up together they are held closed by the groove in the sheath, and in this case they act precisely like a pencil-sharpener of the ordinary construction; but if they are turned out, each jaw can be readily cleaned and sharpened, or one jaw can be removed and replaced by another, whenever it should be desirable, without throwing away the whole instrument.

A represents a pencil-sharpener, which is composed of two concave jaws B, B', that are hinged to each other and to a sheath, C, as clearly shown in Fig. 1 of the drawings.

Each of the jaws forms one-half of the pencil-sharpener, and when the same are closed up they form a pencil-sharpener of the ordinary construction.

Each of the jaws is provided with a tongue, *a a'*, projecting from its rear edge, as clearly

shown in the drawings, and when the jaws are closed up these tongues drop into a groove, *b*, on the back of the sheath C, as shown particularly in Fig. 2 of the drawings. In this position the sheath C forms the handle of the pencil-sharpener, and the whole device can be conveniently carried in the pocket, or a cord can be drawn through the eyelet which forms the pivot of the hinge-joint, and it can be hung up in such a position that it can be conveniently reached whenever it is required.

When the jaws are thrown open to the position shown in Fig. 1 of the drawings they can be readily cleaned out, and, furthermore, the cutting-edge of each jaw can be easily reached and sharpened, and if one of the jaws should be worn out or broken it can be easily removed and replaced by a new one without regard to the other parts of the instrument.

The sheath does not materially increase the bulk of the pencil-sharpener. The whole device can be made cheaply and with little expense, and a pencil-sharpener can thus be made which is effective and durable, and, moreover, a pencil-sharpener constructed in the manner above described is particularly adapted to sharpening slate-pencils.

Having thus described my invention, I claim as new and desire to secure by Letters Patent—

1. A pencil-sharpener made with two hinged jaws, B B', and a sheath, C, substantially as and for the purpose set forth.

2. The groove *b* and tongues *a a'*, in combination with the sheath and jaws, applied and operating substantially as and for the purpose described.

H. P. ANDREWS.

Witnesses:

SAML. H. COWELL,
GEO. A. BEMIS.