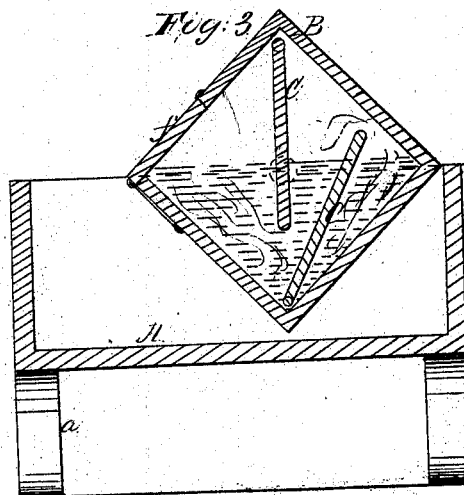
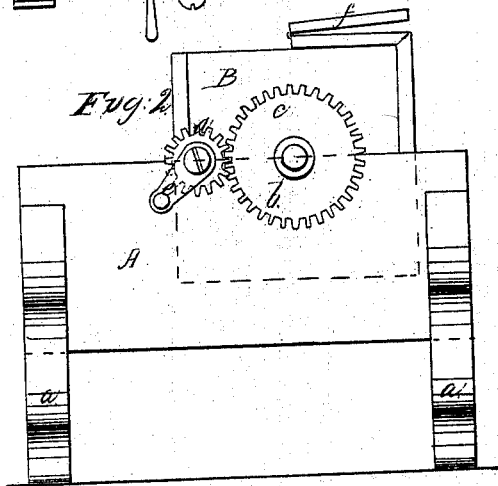
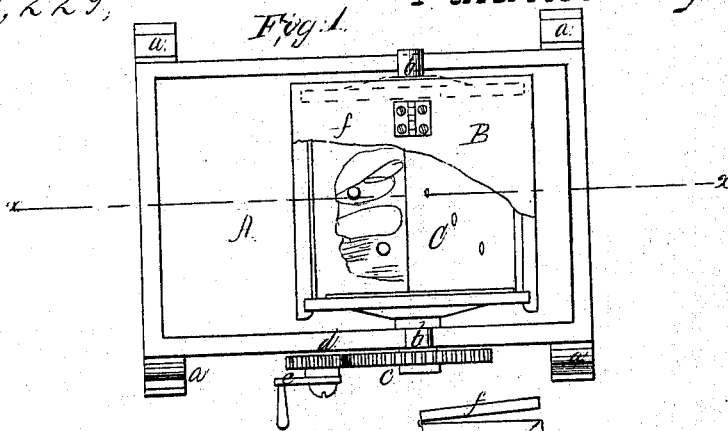


*J. Champlin,*

*Washing Machine,*

*Patented Aug. 8, 1865.*

*N<sup>o</sup> 49,229,*



*Witnesses.*

*H. C. Brown  
Geo. T. Cook*

*Inventor  
J. Champlin  
By M. M. M. Co.  
attor.*

# UNITED STATES PATENT OFFICE.

JOHN CHAMPLIN, OF EAST MIDDLEBURY, VERMONT.

## WASHING-MACHINE.

Specification forming part of Letters Patent No. 49,229, dated August 8, 1865.

*To all whom it may concern:*

Be it known that I, JOHN CHAMPLIN, of East Middlebury, in the county of Addison and State of Vermont, have invented a new and useful Improvement in Washing-Machines; and I do hereby declare that the following is a full, clear, and exact description thereof, which will enable others skilled in the art to make and use the same, reference being had to the accompanying drawings, forming part of this specification, in which—

Figure 1 is a plan or top view of a washing-machine with my beaters or battle-boards applied to it. Fig. 2 is a side elevation of the same machine. Fig. 3 is a longitudinal vertical section of the same, taken in the line *x x*, Fig. 1.

Similar letters of reference indicate like parts.

My invention consists in the employment or use, in a suitable revolving box, barrel, or other receptacle for clothes while being washed, of two or more beaters, or "battle-boards," as I term them, so arranged that they will act upon the clothes as the box is revolved, and thus the more effectually and quickly cleanse or extract the dirt from the same.

To enable others to understand my invention, I will proceed to describe it with reference to the accompanying drawings.

A represents the trough or waste-water receiver, which is mounted on suitable legs, *a a*.

B represents the box or receptacle into which the clothes to be washed are placed. In the present instance this box is square in form, and it has a journal, *b*, extending out at each side, which journals are mounted in suitable journal-boxes or guides on the top edges of the sides of the trough A, as shown in Fig. 2. One of these journals carries a gear-wheel, *c*, which meshes with a smaller gear-wheel, *d*,

which latter is provided with a crank, *e*, for revolving it, and consequently the box B. This box B has a door, *f*, on one of its sides for permitting access to its interior, said door being arranged to fit tightly when closed, so as to prevent as much as possible the escape of water during the revolution of the said box B. This box or receptacle for the clothes to be washed may be of other forms than that described, and will admit the application of my invention.

Inside of the box B, I arrange the beaters or battle-boards C C. These battle-boards are pivoted at opposite corners of the box B, so that they will swing back and forth as the said box is revolved, as will be understood by reference to Fig. 3. Thus they act upon the clothes as beaters or pounders. They also insure a more effectual agitation of the clothes in the box B than if they were not employed. The surfaces of these beaters may be corrugated or roughened in any suitable way to give them a better effect upon the clothes, and they may be perforated, if desired.

This machine is simple in construction, it can be cheaply made, and the employment of the beaters or battle-boards gives it a superior effective power upon the clothes without in the least injuring the same.

What I claim as my invention, and desire to secure by Letters Patent, is—

1. The beaters or battle-boards C C, arranged in the box of a washing-machine so as to operate substantially in the manner specified.
2. The combination of the trough A, box B, and battle-boards C C, substantially as shown and described.

JOHN CHAMPLIN.

Witnesses:

ALMON P. TAPPEN,  
SAMUEL C. CHANDLER.