

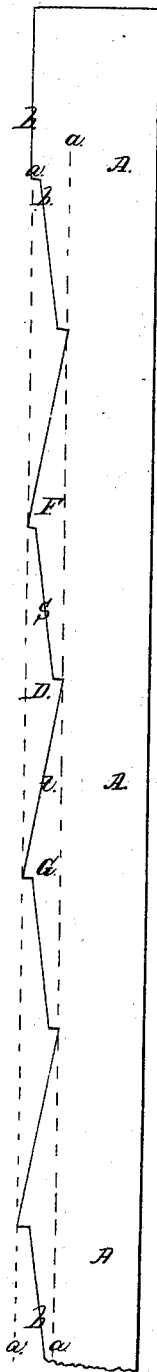
*E. P. Gleason.*

*Plumbers' Hook Blank.*

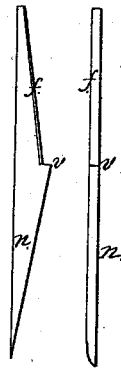
*N<sup>o</sup> 49,257.*

*Patented Aug. 8, 1865.*

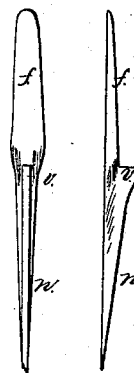
*Fig. 1.*



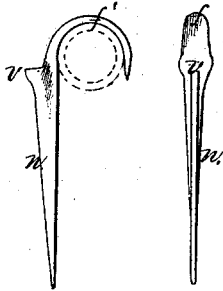
*Fig. 2.*




*Fig. 3.*



*Fig. 4.*



*Fig. 5.*



*Witnesses;  
W. H. Morris  
E. P. Gleason*

*Inventor;  
Elliott P. Gleason*

# UNITED STATES PATENT OFFICE.

ELLIOTT P. GLEASON, OF NEW YORK, N. Y.

## IMPROVED GAS-FITTER'S-HOOK BLANK.

Specification forming part of Letters Patent No. 49,257, dated August 8, 1865.

### *To all whom it may concern:*

Be it known that I, ELLIOTT P. GLEASON, of New York, in the county and State of New York, have invented a new and Improved Gas-Fitter's-Hook Blank; and I do hereby declare that the following is a full, clear, and exact description of the same, reference being had to the accompanying drawings, making part of this specification, in which—

Figure 1 represents a piece of sheet metal from which blanks are cut that are wrought by subsequent operations into hooks. Fig. 2 represents the form and thickness of such blanks. Fig. 3 represents the neuter or wrought blank after the metal is disposed into the proper form. Fig. 4 represents the completed hook. Fig. 5 represents a differently-formed blank and hook and a different disposition of metal.

Similar letters of reference indicate corresponding parts in all the figures.

Heretofore the article of gas-fitters' hooks has been constructed by forging one at a time from one end of a metal rod with a hammer upon an anvil, which is a slow and expensive method.

My invention consists of a blank that may be cut economically from the sheet or other manufactured form of the material, and that will be of a shape or contour that will provide for a proper disposition of material by subsequent operations to form a gas-fitter's hook, as a new article of manufacture.

In the said drawings, Fig. 1 represents a piece of sheet metal, from the irregular edge *b* of which the hook-blanks have been cut by a suitable punching or shearing machine, the form of the blank being that shown in Fig. 2. This form of blank is cut from the sheet metal, which may be considered the most convenient manufactured form of the material for this purpose, in the manner or order exhibited by that section of the plate *A* which is inclosed between the two dotted lines *a a*, the contour of said blanks being such that when one is cut, as from the space *D* in the sheet, the two angu-

lar edges *s* and *t* form each an edge or side to the subsequent blanks *F* and *G*, each punching of blanks that forms the irregular edge *b* of the plate serving to leave the same in such a form that by trimming the plate to a straight edge by means of a shearing-punch a second series of hook-blanks will be produced, and in this manner the entire plate may be reduced to blanks without waste, each punching producing a number of perfectly-formed blanks.

The blunt end and adjoining portion *f* of the blank, Fig. 2, go to form the hook, the projection *v* to form the driving-shoulder, and the sharp end and adjoining portion *n* thereto to form the shank of the hook.

This blank may be wrought by subsequent operations into gas-fitters' hooks of a variety of conformations. One conformation is exhibited in Figs. 3 and 4 and another in Fig. 5, in which the characteristics with respect to the disposition of material are that the portion *f* or hook is rounded and flattened; that the driving-shoulder *v* is prominent, and its face at right angles with the shank *n*; that the hook portion merges imperceptibly into the shank, the sides of which, at the shoulder, are full, and thence taper gradually toward the point that enters the wood. A hook of this conformation combines strength of material at the required point, a prominence of the driving-shoulder to insure direction in driving, with a width or flatness of the hook relatively to the taper of the shank that will admit of its withdrawal by means of a claw-hammer in the usual way without injury to the hook.

Having described my invention, what I claim, and desire to secure by Letters Patent, is—

The hook-blank or its equivalent having a contour substantially as described, as a new article of manufacture.

ELLIOTT P. GLEASON.

Witnesses:

W. H. MERRISS,  
J. M. GLEASON.