

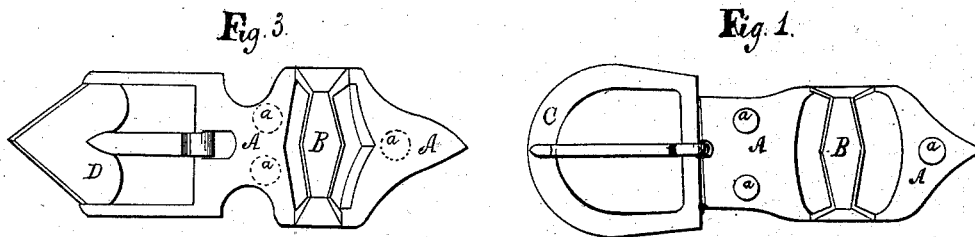


C. W. Saladee,
Buckle,
N^o 49,309, Patented Aug. 8, 1865.



Witnesses,

W. L. L. L. L.
J. W. L. L. L.

Inventor,

C. W. Saladee.

Atty. J. C. Clayton

UNITED STATES PATENT OFFICE.

CYRUS W. SALADEE, OF PUTNAM, OHIO.

IMPROVED BUCKLE.

Specification forming part of Letters Patent No. 49,309, dated August 8, 1865.

To all whom it may concern:

Be it known that I, CYRUS W. SALADEE, of Putnam, Muskingum county, in the State of Ohio, have invented certain new and useful Improvements in Buckles for Harness, &c.; and I do hereby declare that the following is a full and exact description thereof, reference being had to the annexed drawings, and to the letters of reference thereon marked.

The drawings represent two modifications of my invention, which I shall designate as "No. 1" and "No. 2."

Figure 1 is a plan, and Fig. 2 is a section, of buckle No. 1. Fig. 3 is a plan, and Fig. 4 is a section, of buckle No. 2.

To enable others to make and use my invention, I will describe its construction and operation.

The nature of my invention consists in constructing buckles for harness, &c., with a thin metallic plate provided with rivets for securing the buckle or strap to the harness; also, in providing such buckle-plates with a metallic loop for confining the loose end of the strap; also, in constructing such buckle-plates so that the buckle may either form a part of the buckle-plate or be secured to it by a loop in the strap; and also in fastening the buckle-plate either upon the upper side of the strap or within a loop of the strap.

In the drawings, Figs. 1 and 2, A is the metallic buckle-plate, and it is a thin flat plate provided with rivets *a* for fastening it to the harness.

B is the loop, formed of metal and being solid with the plate, and answers the purpose of the ordinary strap or leather loop for confining the loose end of the strap.

It will be noticed that the plate A has an opening, *c*, made in it immediately under the loop B. The object of this is to lessen the weight of the buckle, and also to pass the strap through.

C is the common long-tongue buckle.

In using this modification (No. 1) of my invention the end of the strap to which the buckle is to be fastened is first passed through the plate (red lines, Fig. 2) and over the upper side of the plate. It is then looped over and the common buckle, C, is placed in the loop. The end of the strap is then passed under the front part of the plate, up through opening *c*, and laid upon the upper side of the rear part of the plate. The rivets *a* are then clinched and the buckle is ready for use.

Modification No. 2 of my invention is similar, except that the buckle D is made solid to the buckle-plate, and that the buckle-plate A is simply riveted to the top or upper face of the strap, as is fully shown in Figs. 3 and 4.

It will be seen that although my invention more particularly relates to the mode of securing buckles to harness, yet that it includes the mode of fastening the loops B. I would therefore state that it is frequently desirable to have a number of loops at different parts of the harness, and that I propose applying loops B, provided with small plates A, at the desired places, and securing them by the use of two rivets.

Having described my invention, what I claim as new, and desire to secure by Letters Patent, is—

1. Fastening buckles to harness, &c., by means of rivets *a* and plate A, the plate A being the back bar of the buckle, flattened out and provided with a metallic loop, B.

2. The combination of the metallic loop B, plate A, and rivets *a*, for the purpose of securing loops to harness, &c.

In testimony that I claim the above I hereto set my hand.

CYRUS W. SALADEE.

Witnesses:

E. A. SALADEE,
JOHN MURRAY.