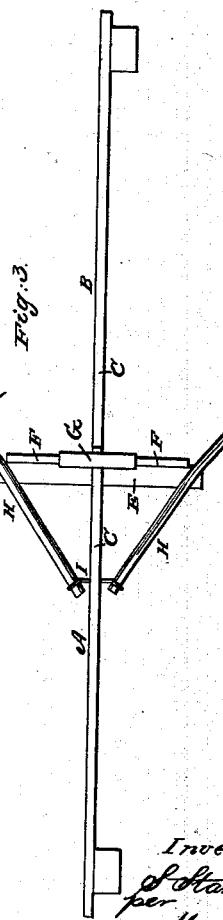
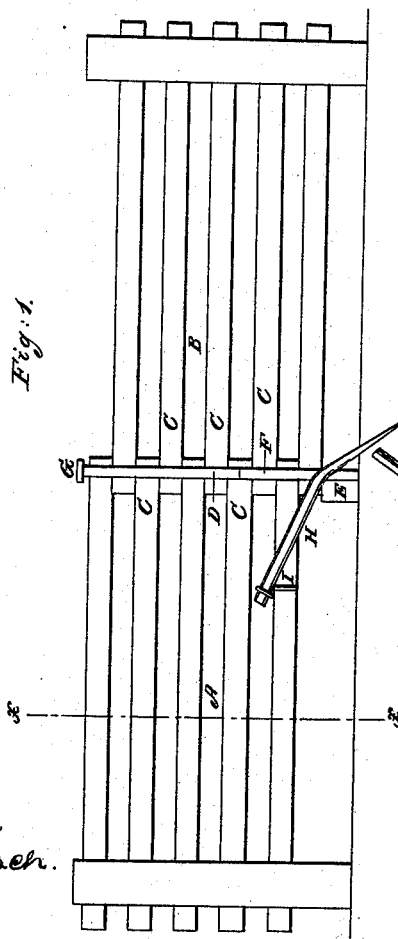
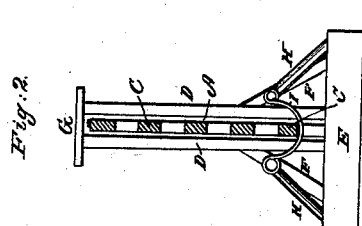


S. STANBRO.
Portable Fence.

No. 49,313.

Patented Aug. 8, 1865.



Witnesses:
Wm. Brown
Geo. Funch.

Inventor:
S. Stanbro
per
Mumford
Atty.

UNITED STATES PATENT OFFICE.

SAMUEL STANBRO, OF NORTHVILLE, MICHIGAN.

IMPROVEMENT IN FENCES.

Specification forming part of Letters Patent No. 49,313, dated August 8, 1865.

To all whom it may concern:

Be it known that I, SAMUEL STANBRO, of Northville, in the county of Wayne and State of Michigan, have invented a new and Improved Portable Fence; and I do hereby declare that the following is a full, clear, and exact description thereof, which will enable those skilled in the art to make and use the same, reference being had to the accompanying drawings, forming part of this specification, in which—

Figure 1 is a side view of my invention; Fig. 2, a transverse vertical section of the same, taken in the line *x x*, Fig. 1; Fig. 3, a plan or top view of the same.

Similar letters of reference indicate corresponding parts.

This invention relates to a new and improved manner of attaching or securing the fence to the earth, as hereinafter shown and described, whereby the fence is securely held in position, and at the same time rendered capable of being readily taken up or removed, and also readily secured in the position designed for it.

A B represent two panels of a portable fence, which are connected together by having the ends of the slats C fitted between uprights D D, the lower ends of which are attached to a sill, E, and secured by braces F F. (See Fig.

2.) The slats C of one panel are between those of the other, and the upper ends of the uprights D D are connected by a cross-piece, G.

H H represent two stakes, which are driven into the ground near the sill E, and are at each side of the panel. These stakes H H are bent transversely over the sill E, as shown clearly in Figs. 1 and 3, and the upper or outer ends of the stakes are connected by a link, I, which extends underneath the lower slat C of one of the panels and holds the stakes firmly down upon the sill. By this simple means the fence will be firmly secured in position and effectually prevented from tilting over under the action of the wind or other causes, rendering the fence equally as reliable as one provided with sunken posts.

I claim as new and desire to secure by Letters Patent—

The stakes H H, driven in the earth, bent over the sill E, and secured at their outer or upper ends to the lower part of the fence, substantially in the manner as and for the purpose herein set forth.

SAMUEL STANBRO.

Witnesses:

H. L. BAKER,
O. F. PECK,
F. R. BEAL.